

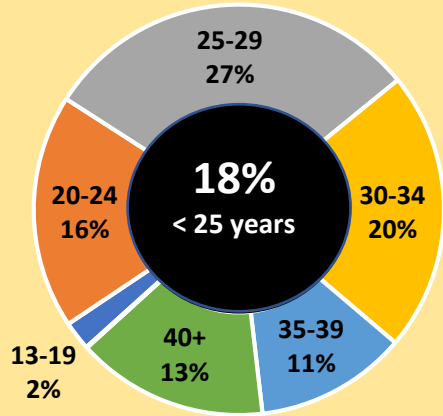
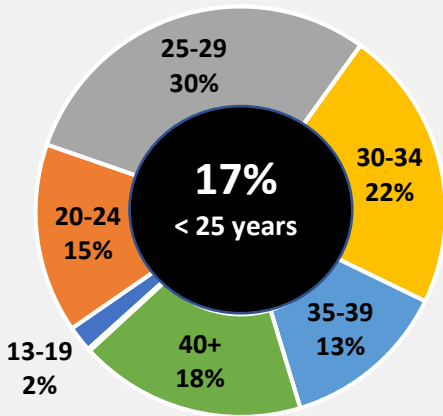
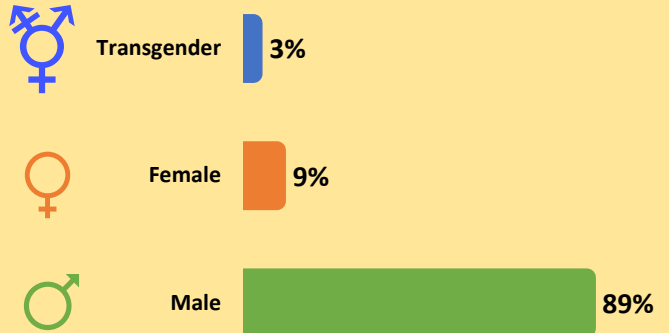
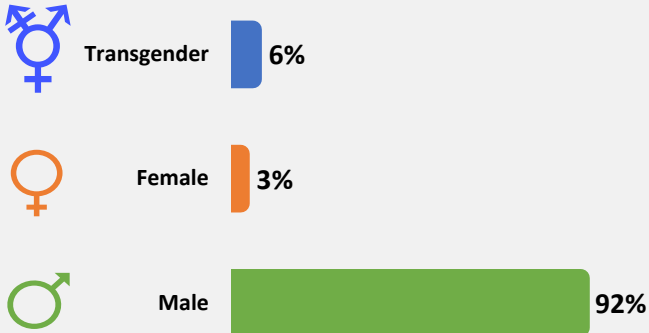


PrEP

PEP

58% of PrEP Clients Self-Referred

63% of PEP Clients Self-Referred



Average number of partners at intake



Top 3 PrEP Indicators

1. Multiple Partners
2. Condomless Receptive Sex
3. Anogenital STD or Syphilis

Top 3 PEP Indicators

1. Multiple Partners
2. Condomless Receptive Sex
3. HIV+ Partner





CENTERS OF EXCELLENCE

PrEP ENROLLMENT, ADHERENCE AND RETENTION

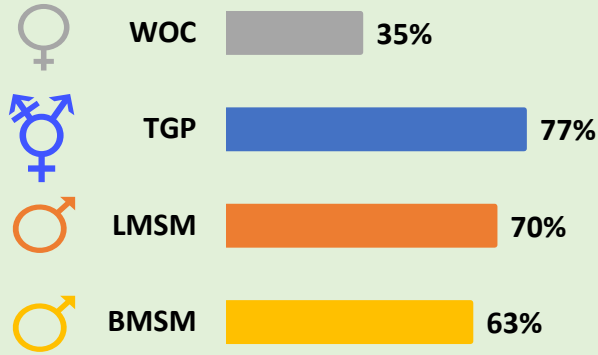
Self Referred

Physician Referred

Screening and Enrollment

Self-referred clients were significantly less likely to initiate PrEP *

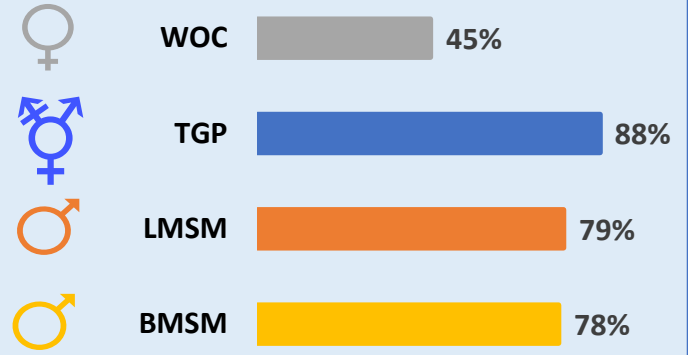
67% of Screened Clients Initiated PrEP (n=1979)



62%

of screened clients age 16-24 years initiated PrEP

79% of Screened Clients Initiated PrEP (n=1434)



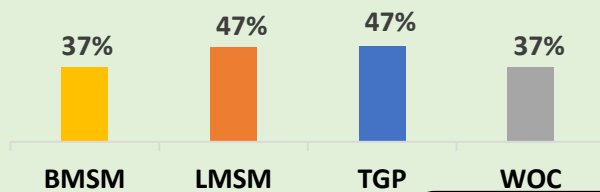
76%

of screened clients age 16-24 years initiated PrEP

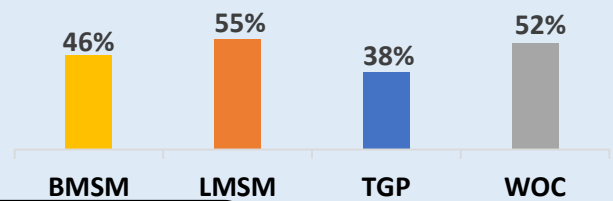
Adherence

Clients referred by clinician significantly more likely to report taking ≥ 3 doses of PrEP in Past 4 day*

54% of clients reported adherence in the past 4 days (n=1068)



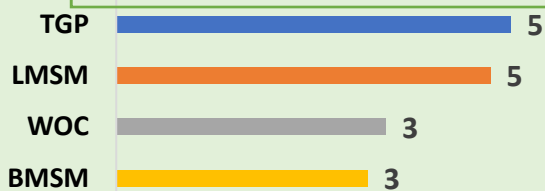
60% of clients reported adherence in the past 4 days (n=862)



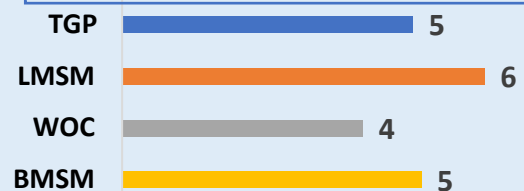
Retention

Clients referred by clinician retained significantly longer in PrEP Services*

46% of clients were retained ≥ 3 months (n=909)



53% of clients were retained ≥ 3 months (n=761)



*p<0.01



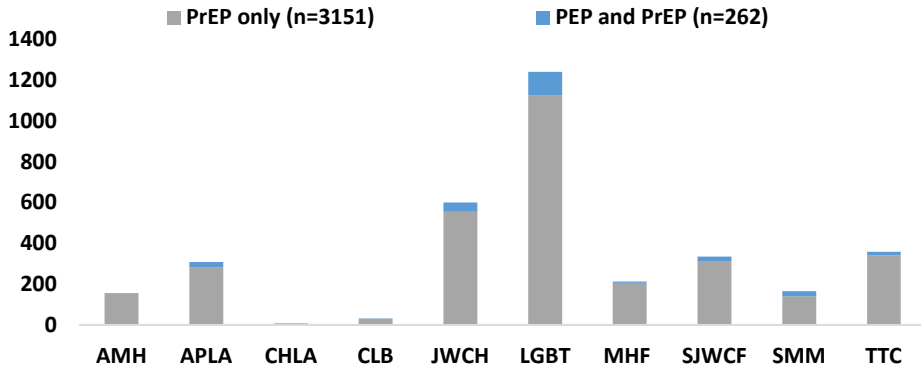


CENTERS OF EXCELLENCE: PrEP CLIENTS

Screening and Enrollment

4790 Clients screened for biomedical prevention between September 29, 2016-September 28, 2018

Number of Clients by Clinic

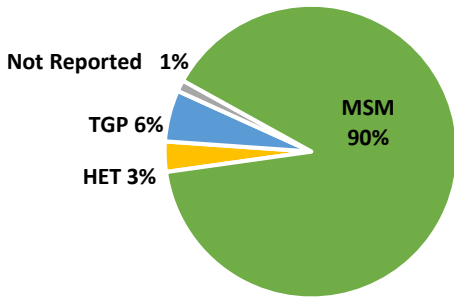


71%
of clients screened
were prescribed PrEP

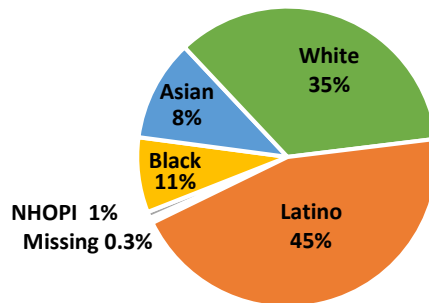
- Top 3 indicators for PrEP**
1. Multiple Partners
 2. Condomless Sex
 3. Anogenital STD or Syphilis

PrEP Client Demographics

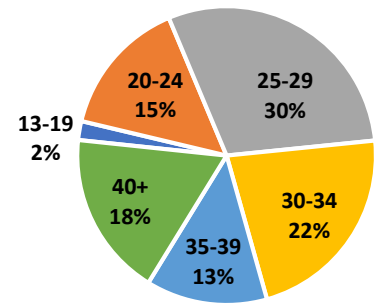
HIV Risk Group



Race/Ethnicity



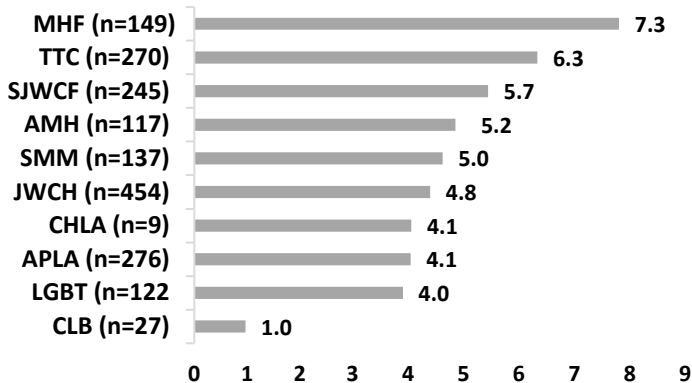
Age Group (in years)



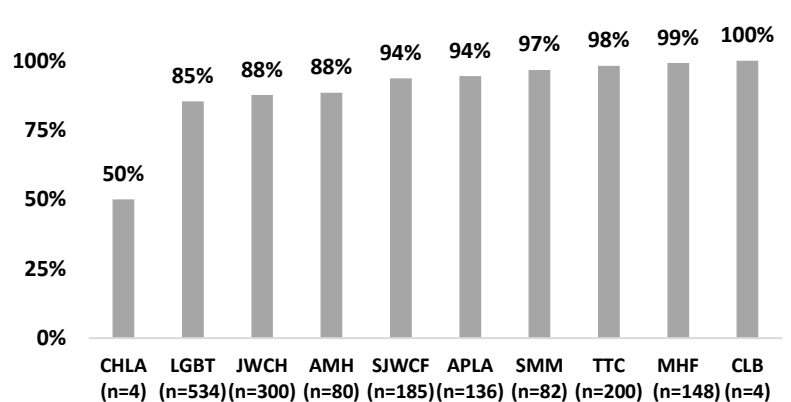
Retention and Adherence

49% of clients eligible for medical services were retained in PrEP services at a COE clinic for ≥ 3 months

Average Number of Months Retained on PrEP (n=2906)



Adherence among Clients Retained ≥ 3-Months (n=1412)



AMH=AltaMed; APLA=APLA; CHLA=Children's Hospital LA; CLB=City of Long Beach; JWCH=John Wesley Health Center; LGBT=LA LGBT Center; MHF=Men's Health Foundation; SJWCF=St. Johns Well Child and Family Center; SMM=St. Mary's Medical Center; TTC=Tarzana Treatment Center



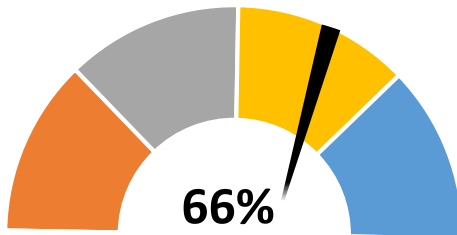


CENTERS OF EXCELLENCE: CLIENTS NEW TO PrEP

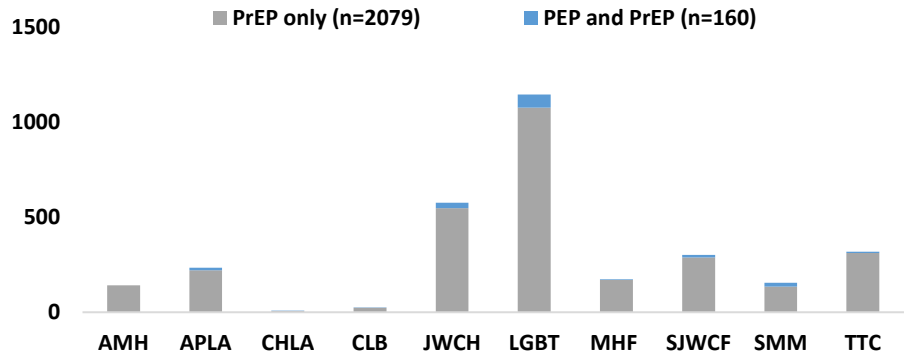
Screening and Enrollment

PrEP naive clients who initiated PrEP between September 29, 2016-September 28, 2018

Proportion of Enrollment Goal Achieved

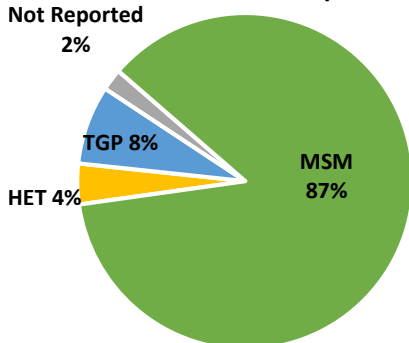


Number of Clients by Clinic

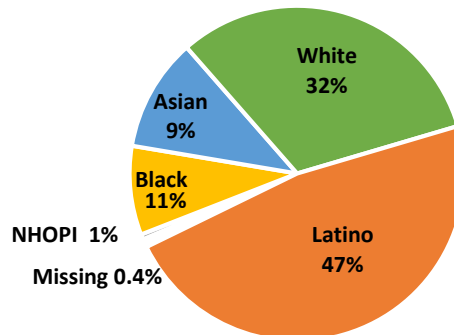


PrEP Client Demographics

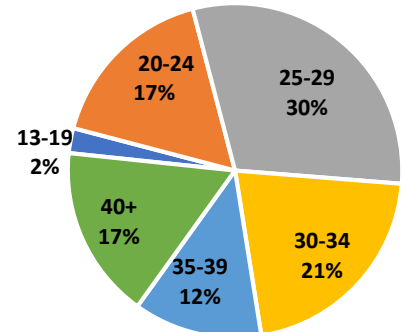
HIV Risk Group



Race/Ethnicity



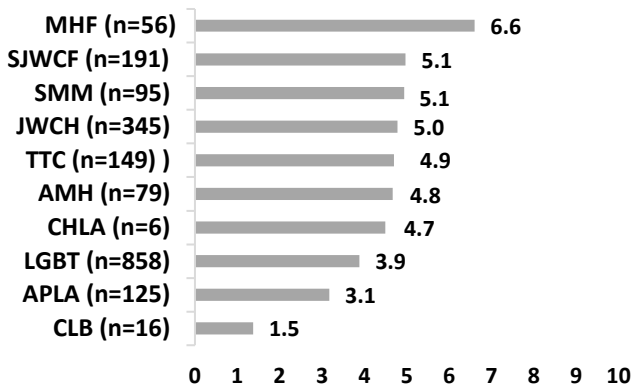
Age Group (in years)



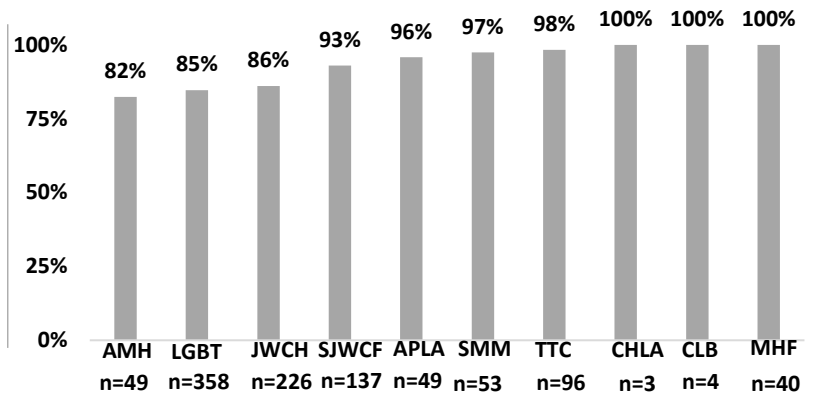
Retention and Adherence

46% of clients eligible for medical services were retained in PrEP services at a COE clinic for ≥ 3 months

Average Number of Months Retained on PrEP (n=1920)



Adherence among Clients Retained ≥ 3 -Months (n=1014)



AMH=AltaMed; APLA=APLA; CHLA=Children's Hospital LA; CLB=City of Long Beach; JWCH=John Wesley Health Center; LGBT=LA LGBT Center; MHF=Men's Health Foundation; SJWCF=St. Johns Well Child and Family Center; SMM=St. Mary's Medical Center; TTC=Tarzana Treatment Center



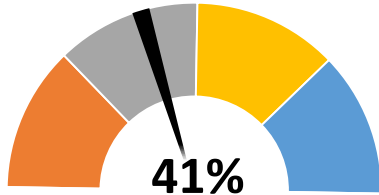


CENTERS OF EXCELLENCE CLIENTS NEWLY ENROLLED IN PEP

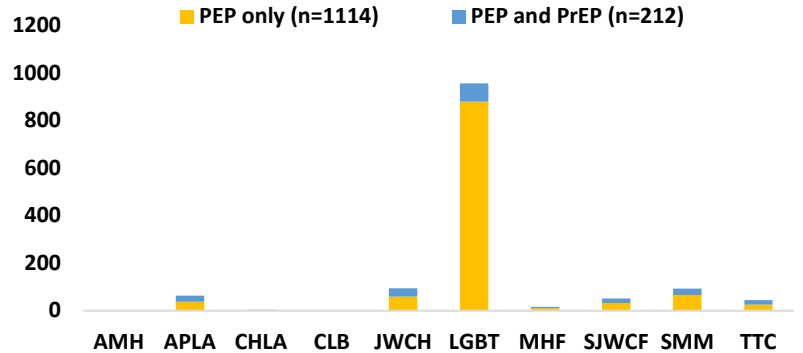
Screening and Enrollment

1349 clients screened for PEP between September 29, 2016-September 28, 2018

Proportion of Enrollment Goal Achieved



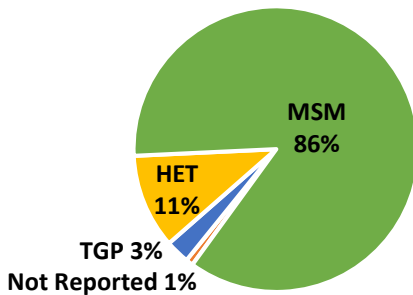
Number of Clients by Clinic



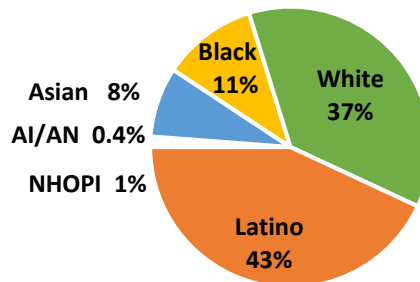
1326 Clients Initiated PEP

PEP Client Demographics

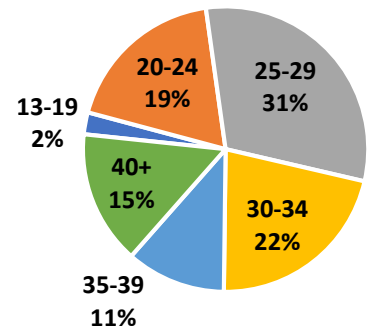
HIV Risk Group



Race/Ethnicity

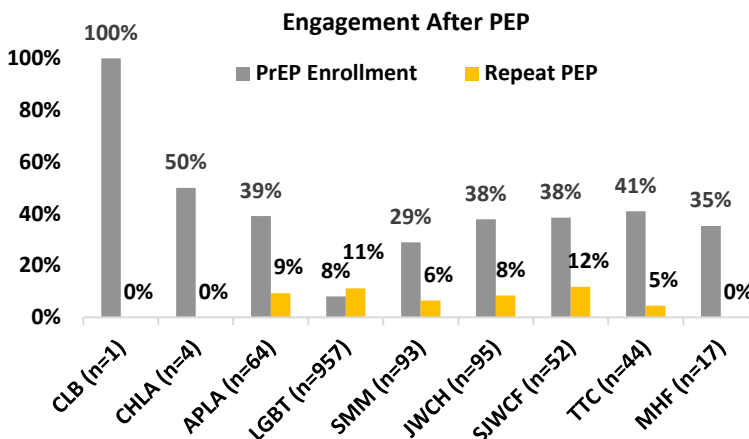


Age Group (in years)



Repeat PEP and PEP to PrEP

16% of clients transitioned to PrEP after PEP and 10% of clients initiated PEP at least twice



Predictors of Repeat PEP Use

- Clients that reported previous PEP use at COE intake*
- TGP more likely than MSM or HET*

Predictors of PrEP After PEP

- TGP more likely than MSM or HET*
- MSM more likely than HET*
- Latino MSM more likely than white MSM*

*p<0.05

AMH=AltaMed; APLA=APLA; CHLA=Children's Hospital LA; CLB=City of Long Beach; JWCH=John Wesley Health Center; LGBT=LA LGBT Center; MHF=Men's Health Foundation; SJWCF=St. Johns Well Child and Family Center; SMM=St. Mary's Medical Center; TTC=Tarzana Treatment Center



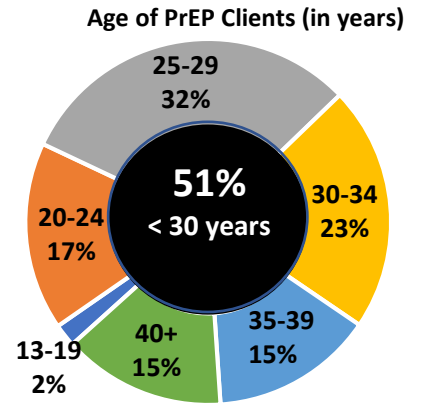
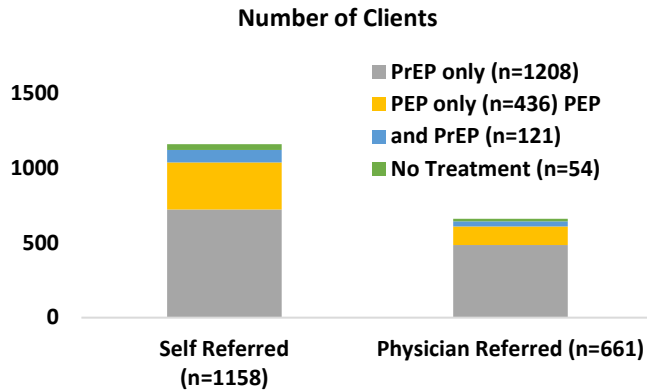


CENTERS OF EXCELLENCE: LATINO MSM

Screening and Enrollment

1823 Clients Screened for Biomedical HIV Prevention between September 29, 2016 - September 28, 2018

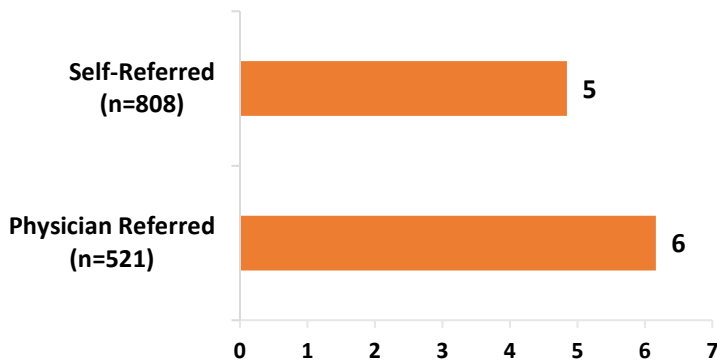
73%
of Latino MSM
screened were
enrolled in PrEP



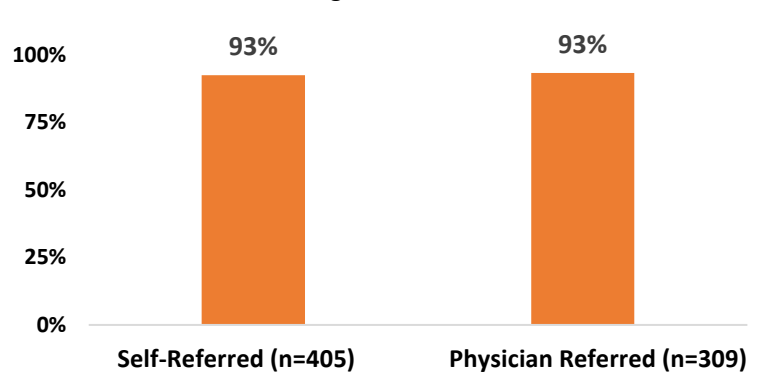
PrEP Retention and Adherence

54% of clients were retained in PrEP services at a COE clinic for ≥ 3 months

Average Number of Months Retained on PrEP



Adherence among Clients Retained ≥ 3 Months

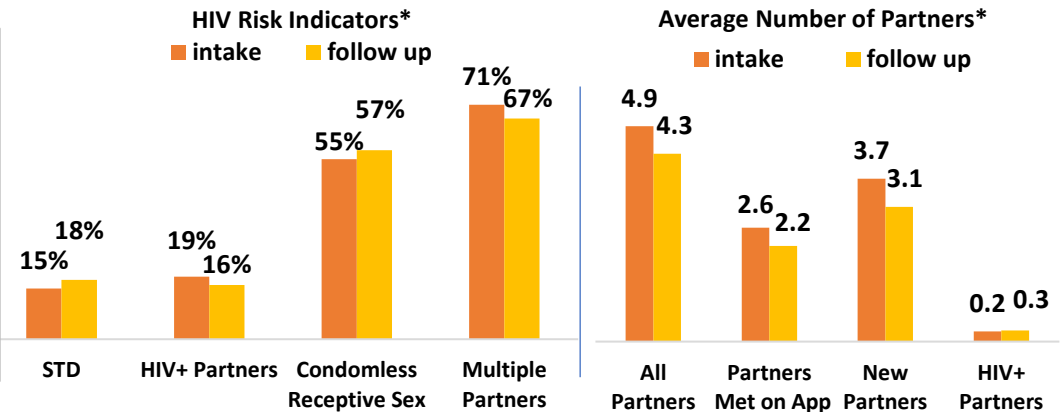


Risk Indicators Before and After PrEP

Risk indicators for Latino MSM retained ≥ 3 months (n=716)

Top 3 indicators for PrEP

- Multiple Partners
- Condomless Receptive Sex
- Anogenital STD or Syphilis



*Risk behaviors in the past 3-months



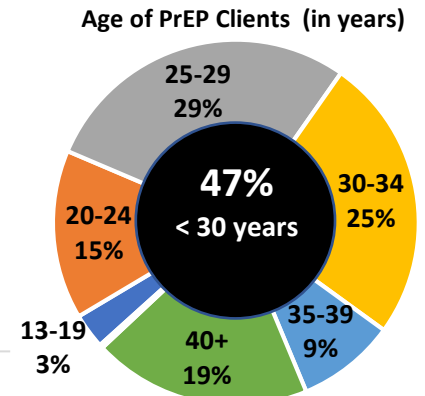
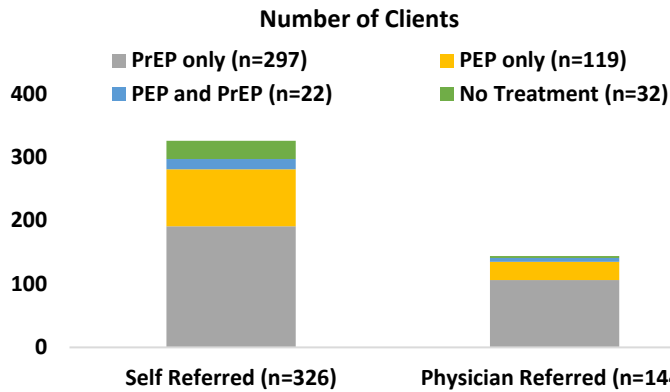


CENTERS OF EXCELLENCE: BLACK MSM

Screening and Enrollment

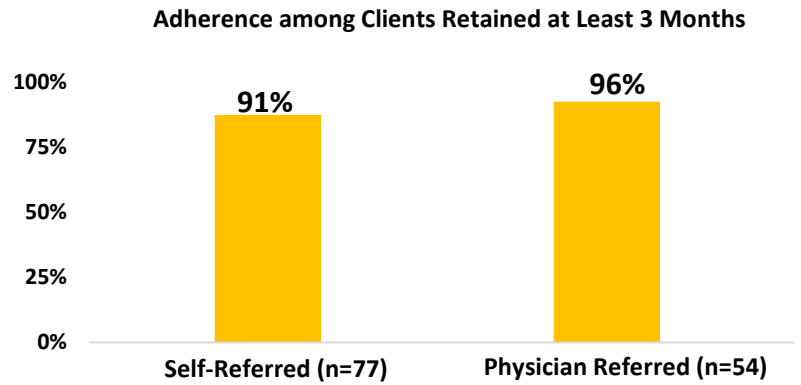
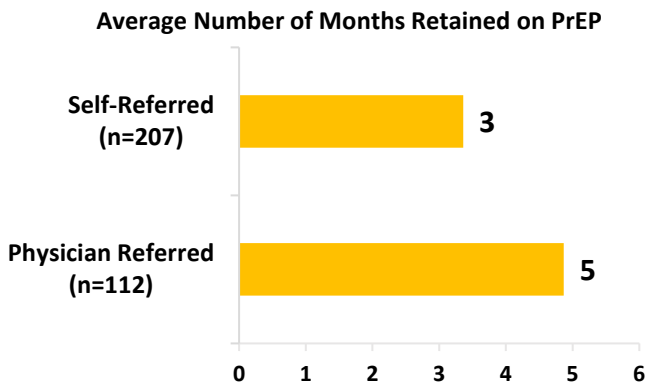
472 Black MSM screened for biomedical HIV prevention between September 29, 2016 - September 28, 2018

68%
of Black MSM
screened were
enrolled in PrEP



PrEP Retention and Adherence

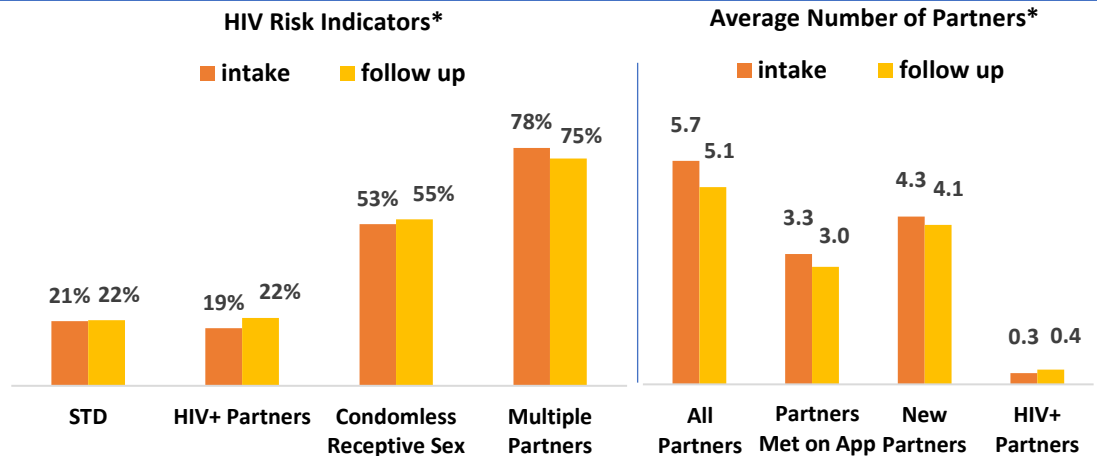
41% of Black MSM were retained in PrEP services at a COE clinic for ≥ 3 months



Risk Indicators Before and After PrEP

Black MSM retained on PrEP reported a decrease in the number of partners from intake to follow up (n=132)

- Top 3 PrEP Indicators**
- Multiple Partners
 - Condomless Receptive Sex
 - Anogenital STD or Syphilis



*Risk behaviors in the past 3-months





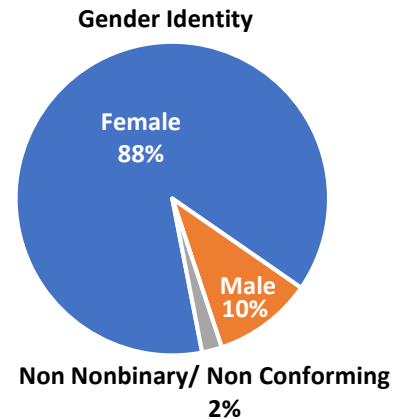
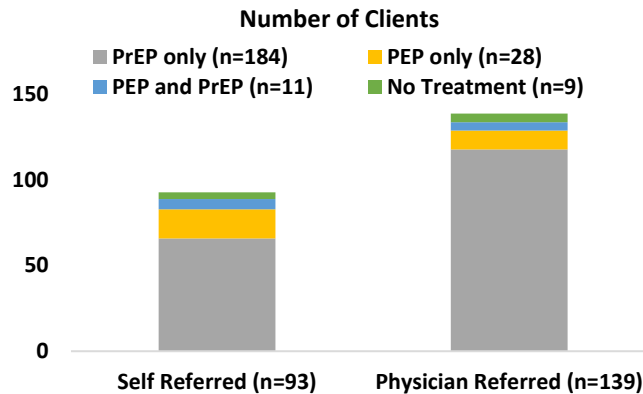
CENTERS OF EXCELLENCE TRANSGENDER CLIENTS

Screening and Enrollment

232 Clients Screened for biomedical HIV prevention between September 29, 2016 - September 28, 2018

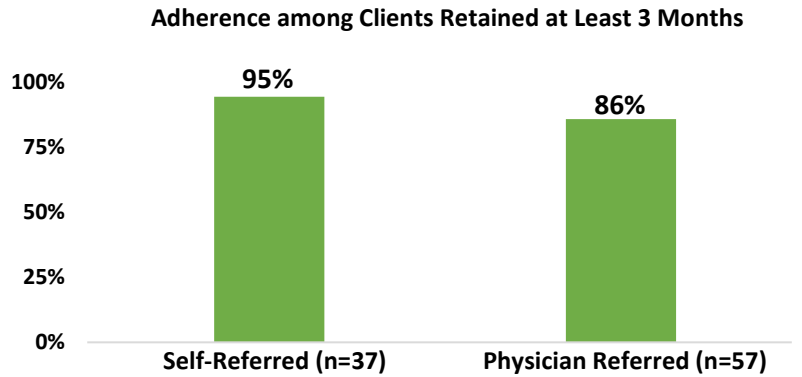
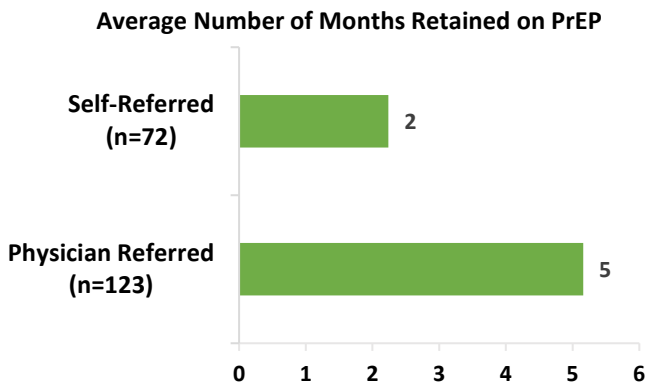
84%

of TGP screened were enrolled in PrEP



Retention and Adherence

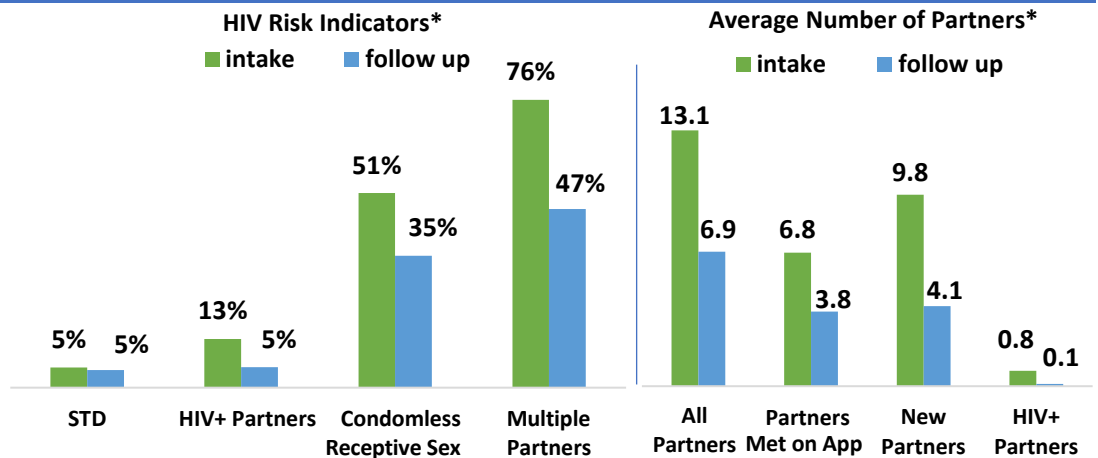
48% of clients were retained in PrEP services at a COE clinic for ≥ 3 months



Risk Indicators Before and After PrEP

TGP retained in PrEP at least 3-months reported a decrease in HIV risk factors from intake to follow-up (n=94)

- Top 3 indicators for PrEP**
1. Multiple Partners
 2. Condomless Receptive Sex
 3. Transactional Sex



*Risk behaviors in the past 3-months



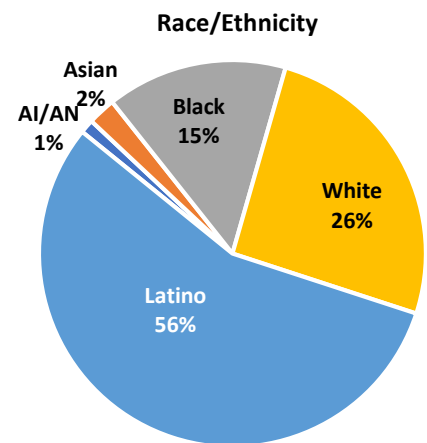
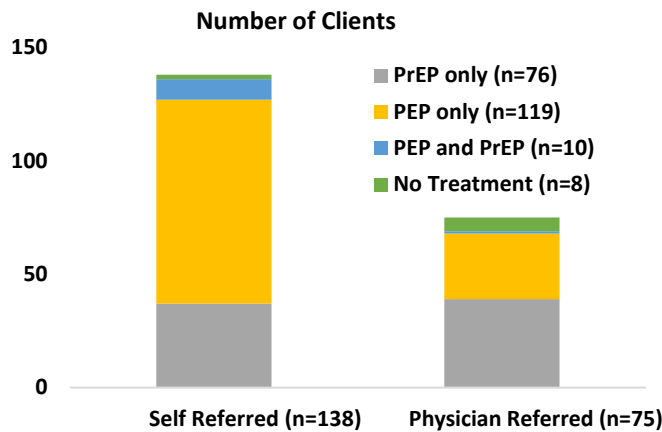


CENTERS OF EXCELLENCE: CIS GENDER WOMEN

Screening and Enrollment

213 Clients Screened for Biomedical HIV Prevention between September 29, 2016-September 28-2018

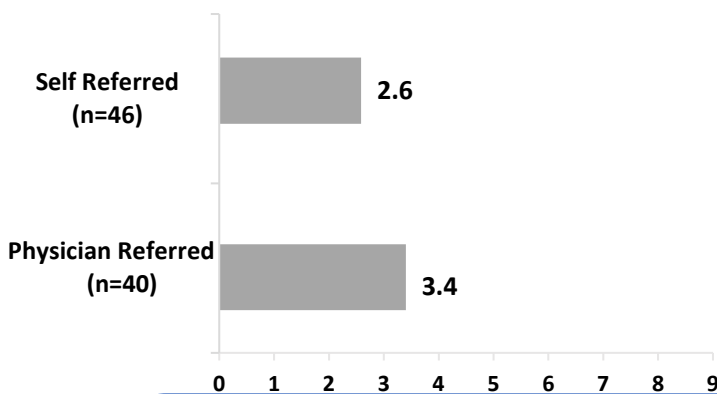
40%
of women screened were enrolled in PrEP



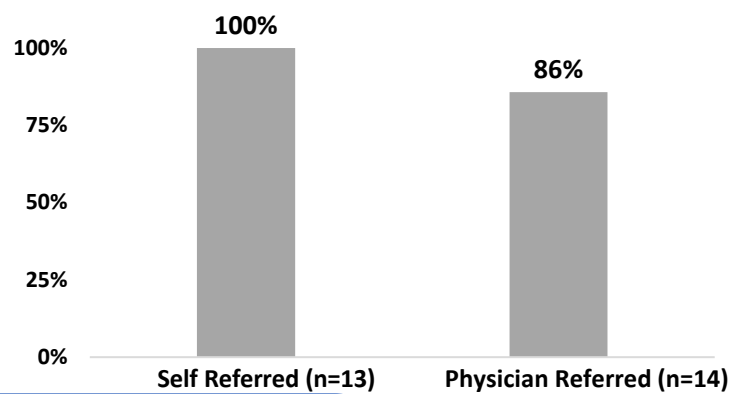
Retention and Adherence

31% of clients were retained in PrEP services at a COE clinic for ≥ 3 months

Average Number of Months Retained on PrEP



Proportion of Retained Clients Adherent to PrEP

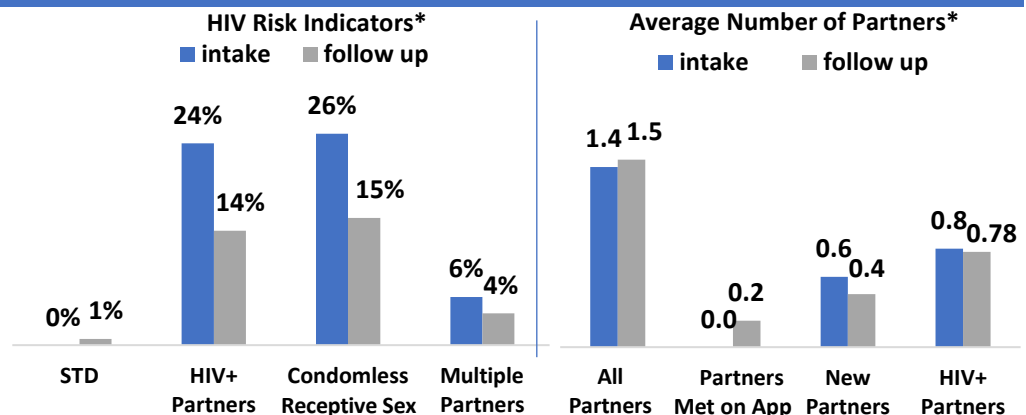


Risk Indicators Before and After PrEP

Women retained in PrEP at least 3-months reported a decrease in HIV risk factors from intake to follow-up (n=27)

Top 3 indicators for PrEP

1. HIV Positive Partner
2. Multiple Partners
3. Partner Is MSM



*Risk behaviors in the past 3-months



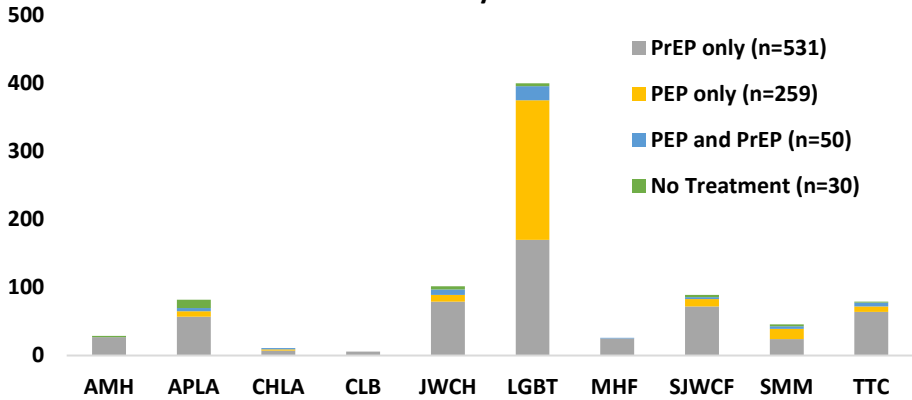


CENTERS OF EXCELLENCE ADOLESCENT AND YOUNG ADULT CLIENTS

Screening and Enrollment

883 clients screened for biomedical HIV prevention between September 29, 2016-September 28, 2018

Number of Clients by Clinic and Treatment



Top 3 indicators for PrEP

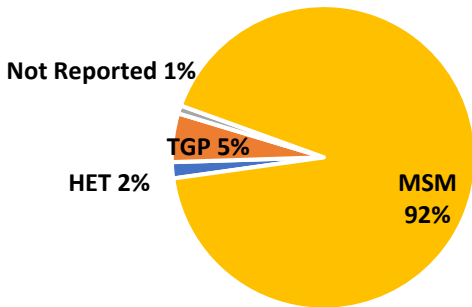
1. Multiple Partners
2. Condomless Receptive
3. Anogenital STD/Syphilis

Top 3 indicators for PEP

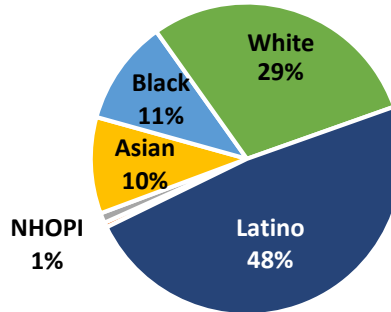
1. Multiple Partners
2. Condomless Receptive
3. HIV Positive Partner

PrEP Client Demographics

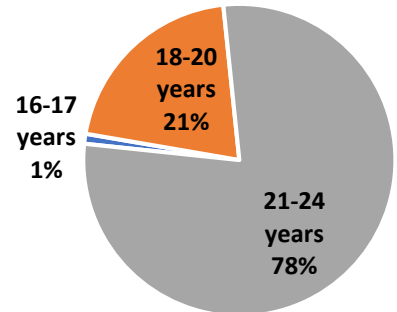
HIV Risk Group



Race/Ethnicity



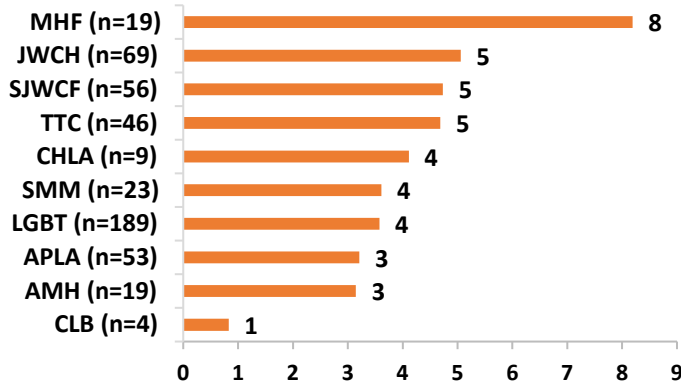
Age Group



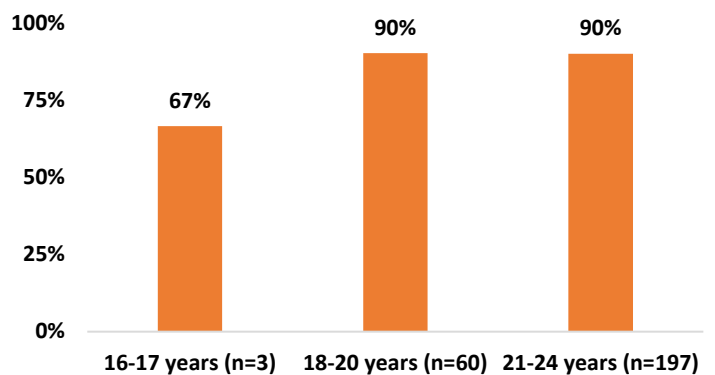
Retention and Adherence

45% of young clients eligible for medical services were retained in PrEP services at a COE clinic for ≥ 3 months

Average Number of Months Retained on PrEP (n=487)



Adherence among Clients Retained ≥ 3-Months (n=260)



AMH=AltaMed; APLA=APLA; CHLA=Children's Hospital LA; CLB=City of Long Beach; JWCH=John Wesley Health Center; LGBT=LA LGBT Center; MHF=Men's Health Foundation; SJWCF=St. Johns Well Child and Family Center; SMM=St. Mary's Medical Center; TTC=Tarzana Treatment Center



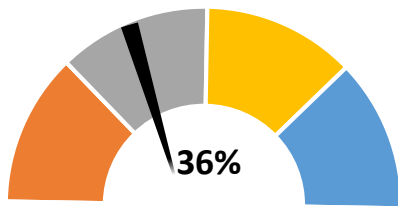


ALTAMED PrEP CONTRACT PERFORMANCE INDICATORS

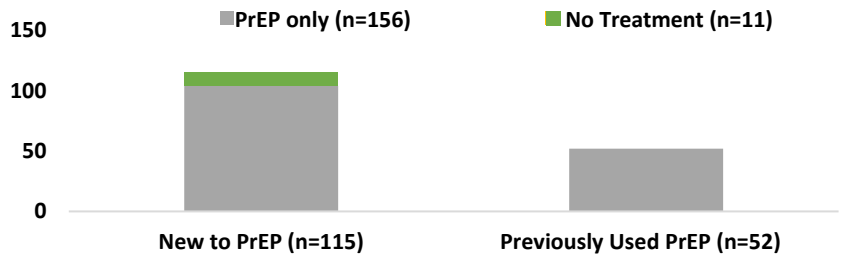
Screening and Enrollment

167 Clients screened for biomedical HIV prevention between September 29, 2016-September 28, 2018

Proportion of Contract Enrollment Goal Achieved

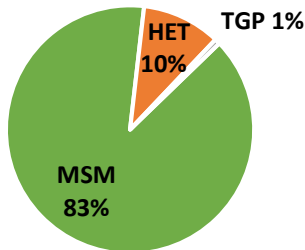


Number of Clients Enrolled in DHSP Contracted Services

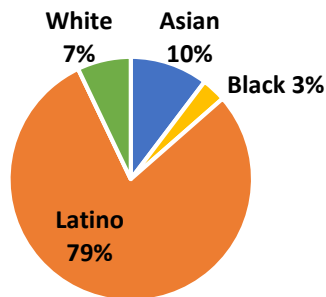


PrEP Client Demographics and Indicators

HIV Risk Category



Race Ethnicity



Top PrEP Indicators

- Multiple Partners
- Condomless Sex
- Sex with HIV+ Partner

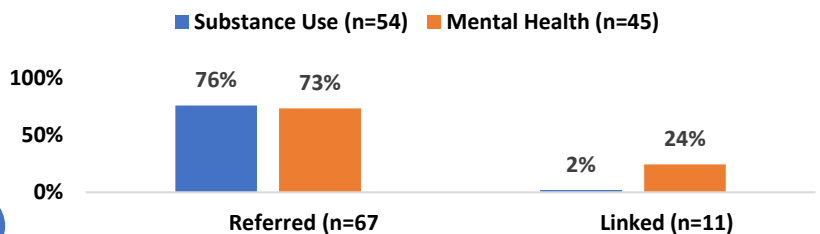
47%
of clients were adolescents or young adults < 30 years of age

Ancillary Services

10% of clients in need of mental health or substance use services were linked to care

83 PrEP clients (53%) identified with need for substance use and/or mental health referral

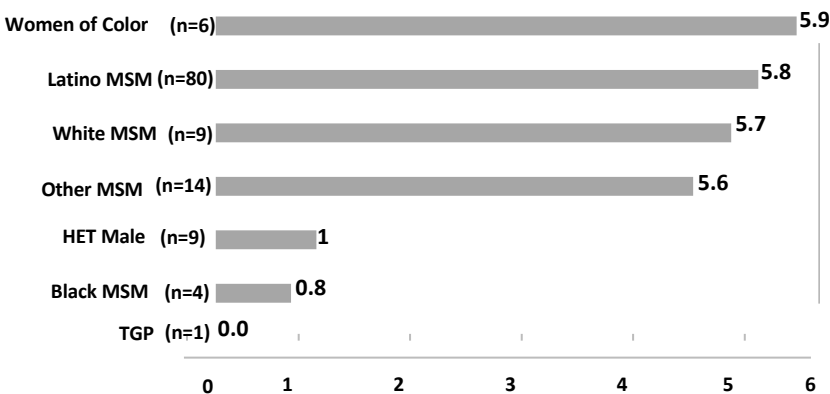
Referral and Linkage to Support Services



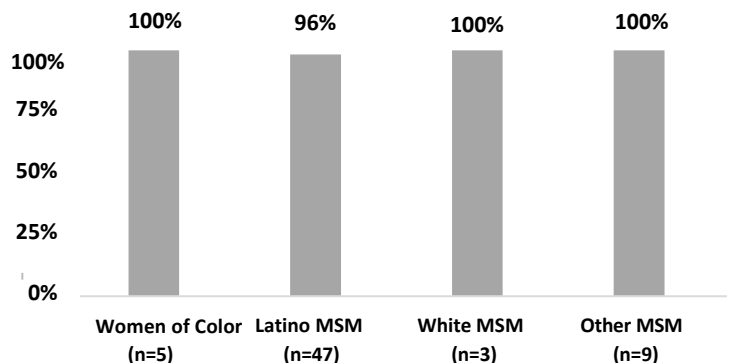
Retention and Adherence

55% of clients eligible for medical services were retained in PrEP services at AltaMed for ≥ 3 months

Average Number of Months Retained on PrEP (n=119)



Adherence among Clients Retained ≥ 3-Months (n=63)



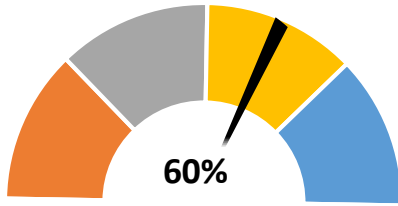


APLA PrEP CONTRACT PERFORMANCE INDICATORS

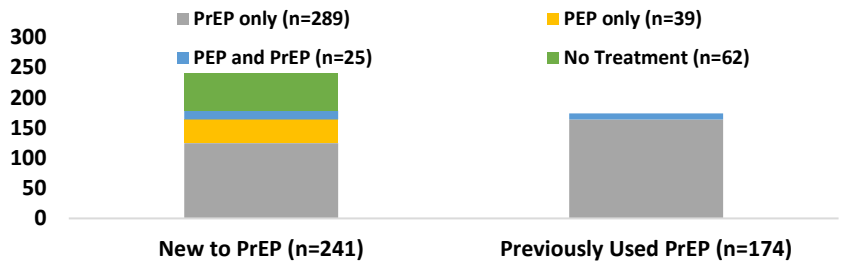
Screening and Enrollment

415 Clients screened for biomedical HIV prevention between September 29, 2016-September 28, 2018

Proportion of Contract Enrollment Goal Achieved

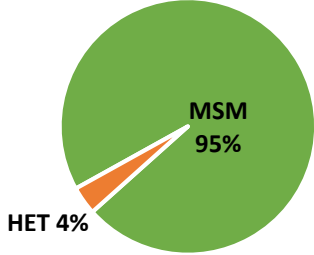


Number of Clients Enrolled in DHSP Contracted Services

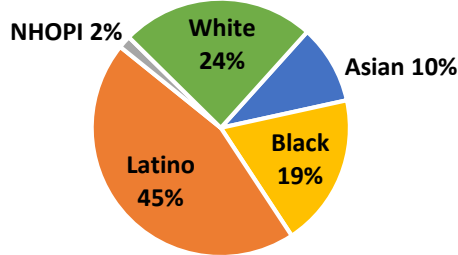


PrEP Client Demographics and Indicators

HIV Risk Category



Race Ethnicity



Top PrEP Indicators

Self-Referred

1. Multiple Partners
2. Condomless Sex
3. Sex with HIV+ Partner

Provider-Referred

1. Multiple Partners
2. Condomless Sex
3. Anogenital STD/ Syphilis

48%

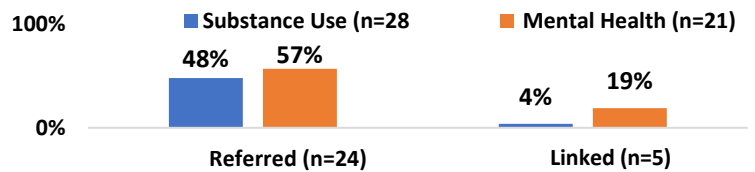
of clients were adolescents or young adults < 30 years of age

Ancillary Services

11% of clients in need of mental health or substance use services were linked to care

44 clients (14%) identified with need for substance use and/or mental health referral

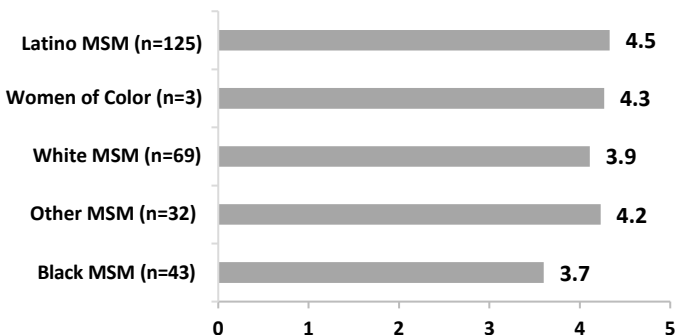
Referral and Linkage to Support Services



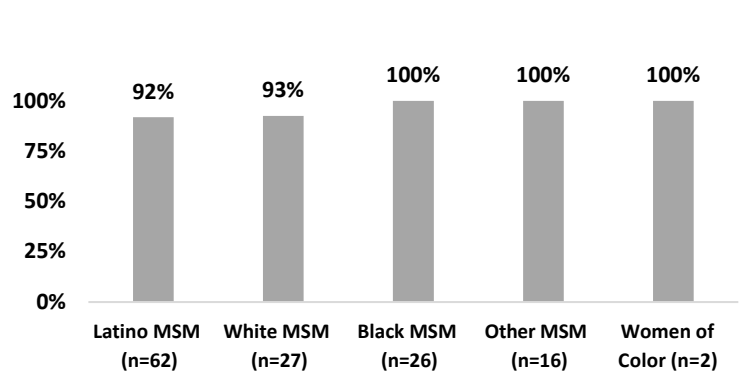
Retention and Adherence

43% of clients eligible for medical services were retained in PrEP services at APLA for ≥ 3 months

Average Number of Months Retained on PrEP (n=276)



Adherence among Clients Retained ≥ 3-Months (n=136)



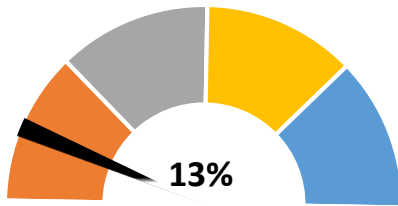


CHLA PrEP CONTRACT PERFORMANCE INDICATORS

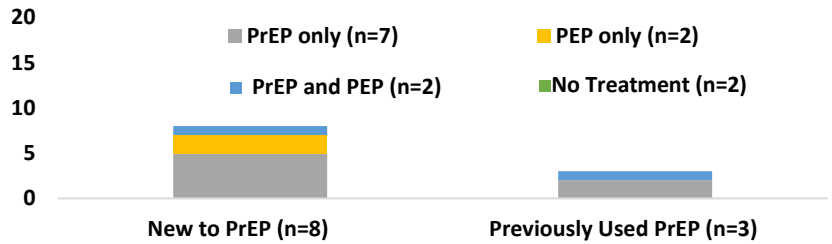
Screening and Enrollment

11 Clients screened for biomedical HIV prevention between September 29, 2016-September 28, 2018

Proportion of Contract Enrollment Goal Achieved

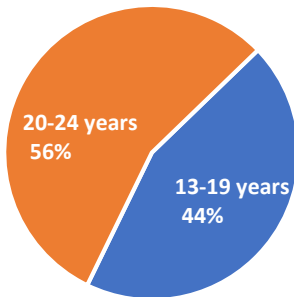


Number of Clients Enrolled in DHSP Contracted Services

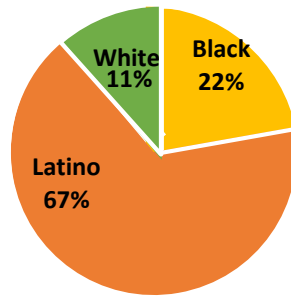


PrEP Clients Demographics and Indicators

Age Category



Race Ethnicity



Top PrEP Indicators

1. Multiple Partners
2. Condomless Sex
3. Sex with HIV+ Partner

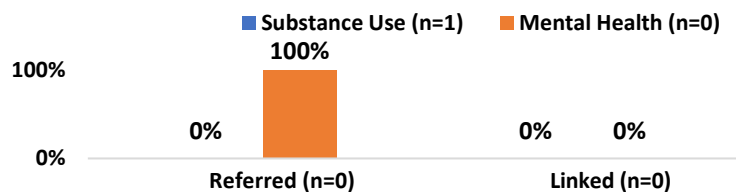
100%
of clients were self referred MSM

Ancillary Services

No clients in need of mental health or substance use services were linked to care

1 clients (11%) identified with need for substance use and/or mental health referral

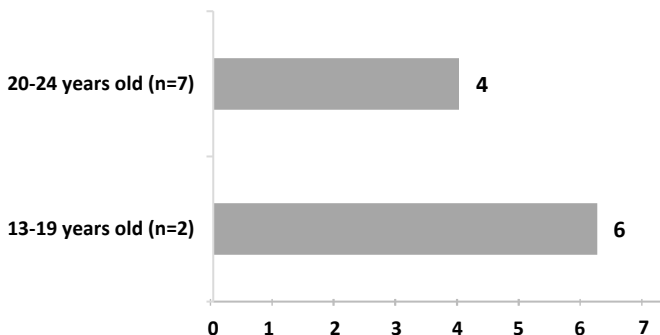
Referral and Linkage to Support Services



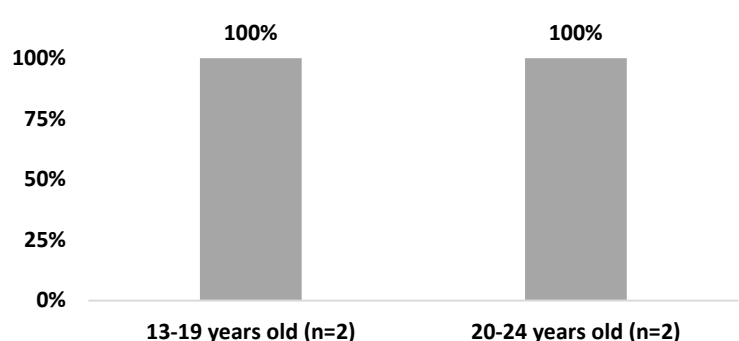
Retention and Adherence

44% of clients eligible for medical services were retained in PrEP services at a CHLA for ≥ 3 months

Average Number of Months Retained on PrEP (n=9)



Adherence among Clients Retained ≥ 3-Months (n=4)



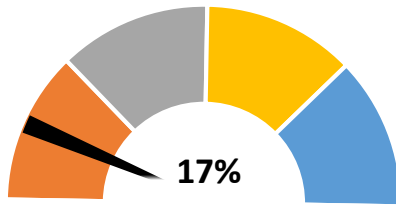


CITY OF LONG BEACH PrEP CONTRACT PERFORMANCE INDICATORS

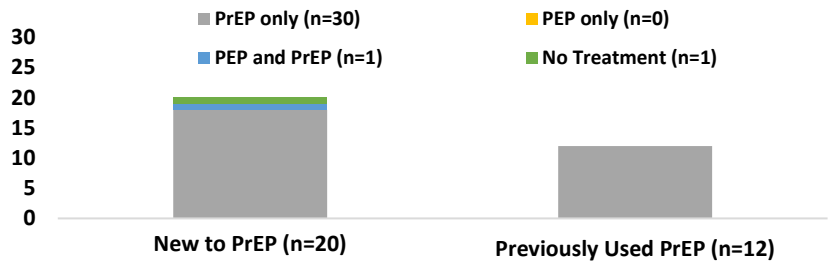
Screening and Enrollment

32 Clients screened for biomedical HIV prevention between September 29, 2016-September 28, 2018*

Proportion of Contract Enrollment Goal Achieved

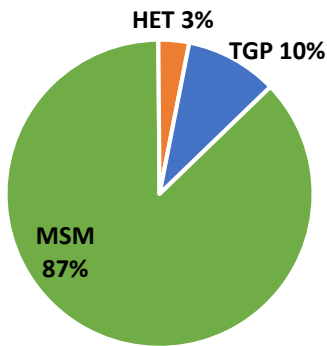


Number of Clients Enrolled in DHSP Contracted Services

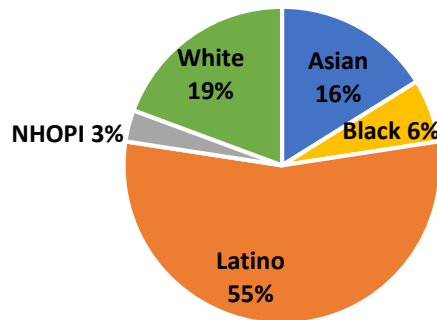


PrEP Client Demographics and Indicators

HIV Risk Category



Race Ethnicity



Top PrEP Indicators

- Multiple Partners
- Condomless Sex
- Anogenital STD/ Syphilis

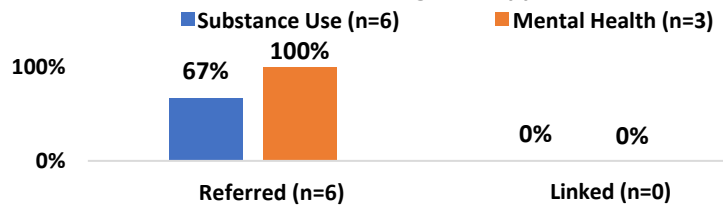
42%
of clients were adolescents or young adults < 30 years of age

Ancillary Services

No clients in need of substance use or mental health services were linked to care

8 clients (26%) identified with need for substance use and/or mental health referral

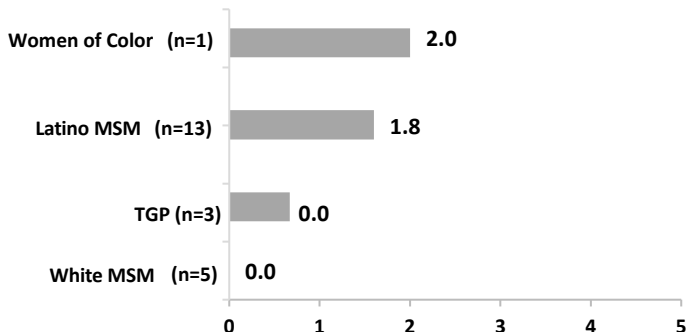
Referral and Linkage to Support Services



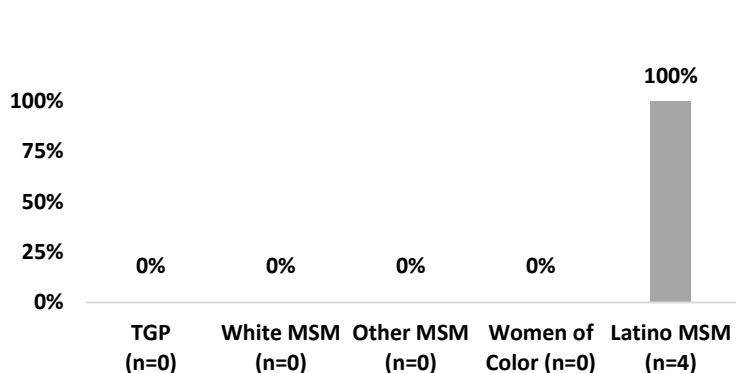
Retention and Adherence

15% of clients eligible for medical services were retained in PrEP services at City of Long Beach Health Clinic for ≥ 3 months

Average Number of Months Retained on PrEP (n=27)



Adherence among Clients Retained ≥ 3-Months (n=4)



Data reported in CaseWatch as of April 8, 2019.

*Initiated contract in 2017



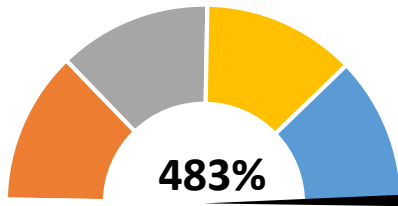


JWCH PrEP CONTRACT PERFORMANCE INDICATORS

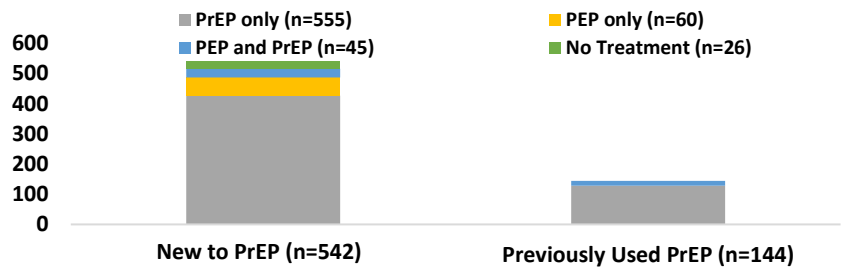
Screening and Enrollment

686 Clients screened for biomedical HIV prevention between September 29, 2016-September 28, 2018

Proportion of Contract Enrollment Goal Achieved

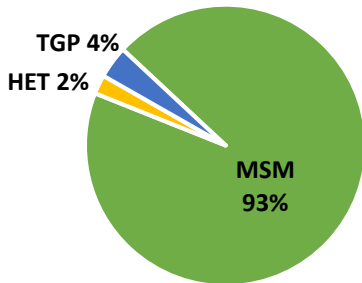


Number of Clients Enrolled in DHSP Contracted Services

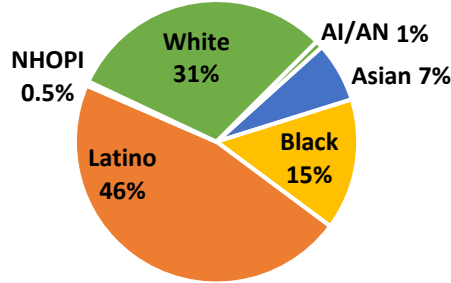


PrEP Client Demographics and Indicators

HIV Risk Category



Race Ethnicity



Top PrEP Indicators

Self-Referred

- Multiple Partners
- Condomless Sex
- Anogenital STD/ Syphilis

Provider-Referred

- Multiple Partners
- Condomless Sex
- Sex with HIV+ Partner

43%

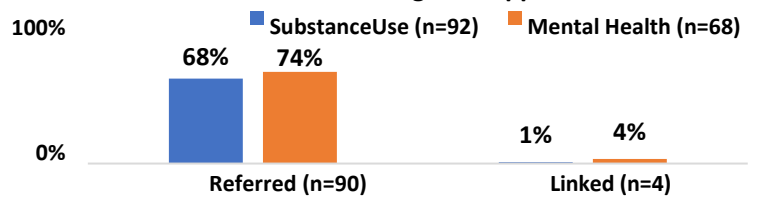
of clients were adolescents or young adults < 30 years of age

Ancillary Services

2% of clients in need of substance use or mental health services were linked to care

122 clients (19%) identified with need for substance use and/or mental health referral

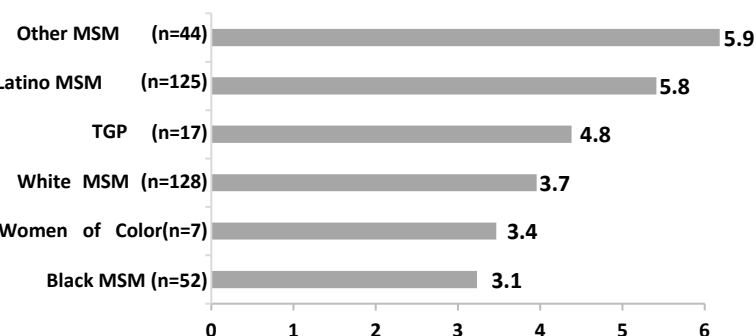
Referral and Linkage to Support Services



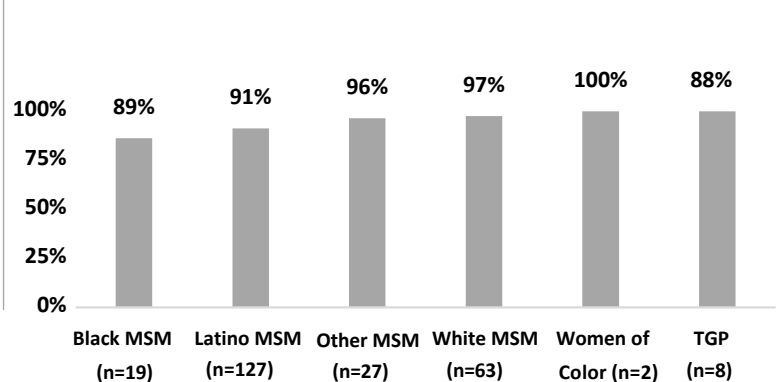
Retention and Adherence

53% of clients eligible for medical services were retained in PrEP services at JWCH for ≥ 3 months

Average Number of Months Retained on PrEP (n=468)



Adherence among Clients Retained ≥ 3-Months (n=248)



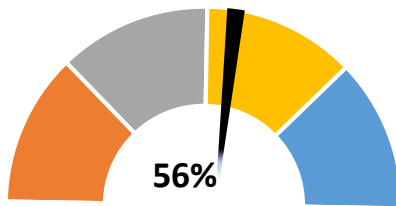


LGBT CENTER PrEP CONTRACT PERFORMANCE INDICATORS

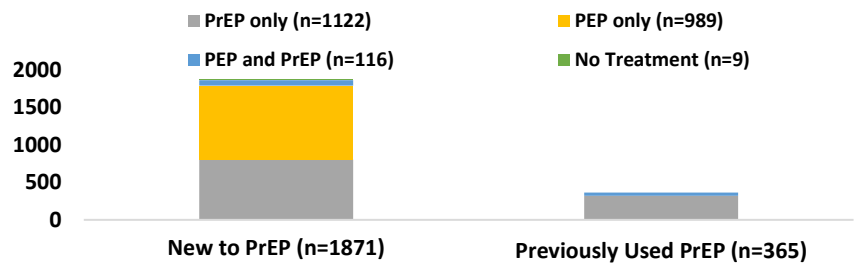
Screening and Enrollment

2234 Clients screened for biomedical HIV prevention between September 29, 2016-September 28, 2018

Proportion of Contract Enrollment Goal Achieved

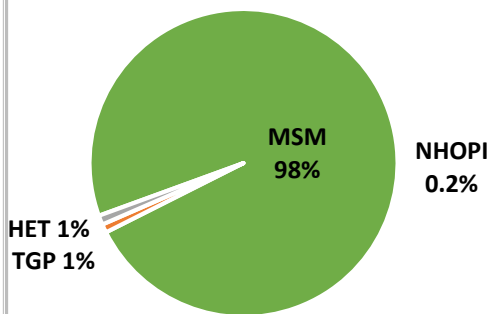


Number of Clients Enrolled in DHSP Contracted Services

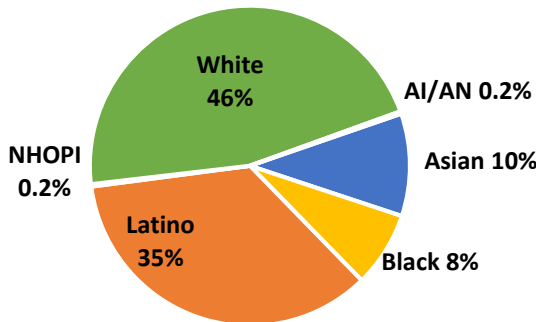


PrEP Client Demographics and Indicators

HIV Risk Category



Race Ethnicity



Top PrEP Indicators

- Multiple Partners
- Condomless Sex
- Anogenital STD/ Syphilis

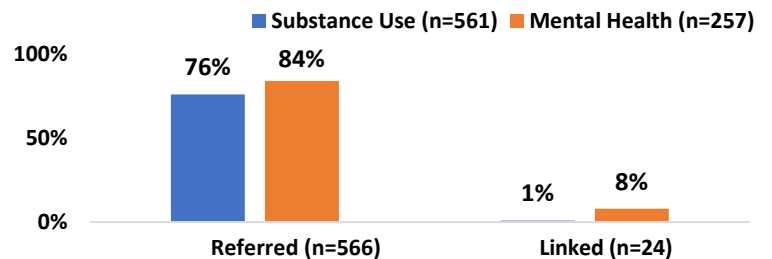
48%
of clients were adolescents or young adults < 30 years of age

Ancillary Services

3% of clients identified with need for mental health or substance use services were linked to care

698 clients (56%) of PrEP clients identified with need for substance use and/or mental services.

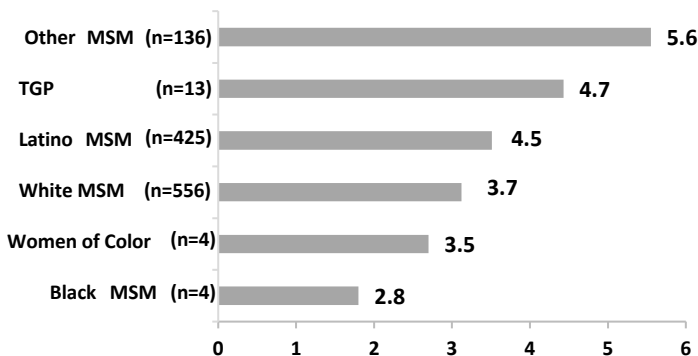
Referral and Linkage to Support Services



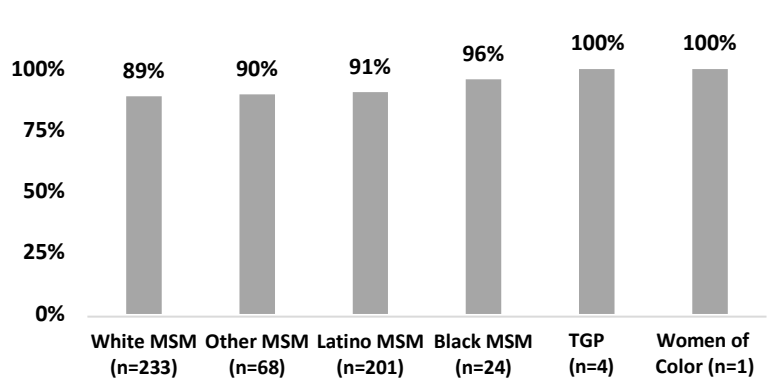
Retention and Adherence

44% of clients eligible for medical services were retained in PrEP services at LGBT clinic for ≥ 3 months

Average Number of Months Retained on PrEP (n=1238)



Adherence among Clients Retained ≥ 3-months (n=534)



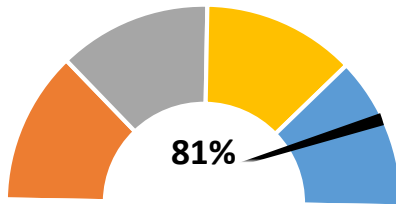


MEN'S HEALTH FOUNDATION PrEP CONTRACT PERFORMANCE INDICATORS

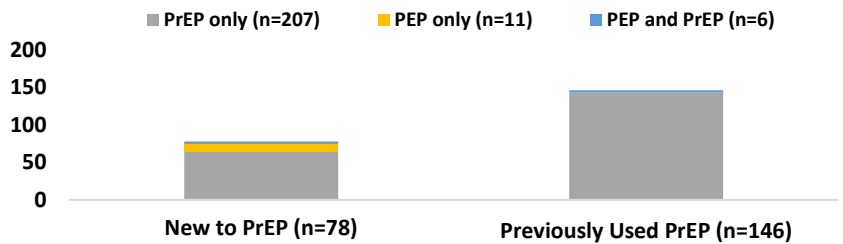
Screening and Enrollment

224 Clients screened for biomedical HIV prevention between September 29, 2016-September 28, 2018

Proportion of Contract Enrollment Goal Achieved

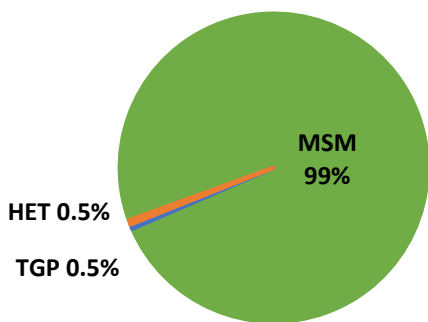


Number of Clients Enrolled in DHSP Contracted Services

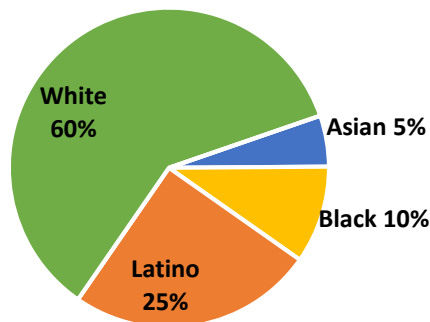


PrEP Client Demographics and Indicators

HIV Risk Category



Race Ethnicity



Top PrEP Indicators

- Multiple Partners
- Condomless Sex
- HIV+ Partner

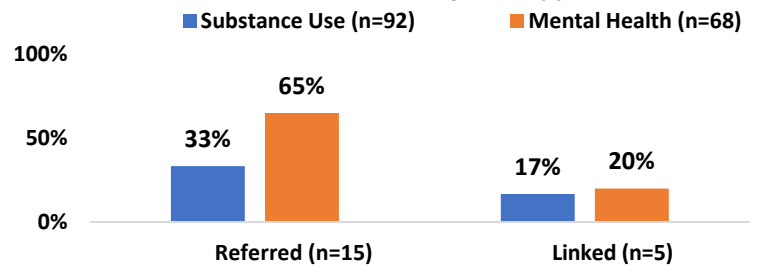
40%
of clients were adolescents or young adults < 30 years of age

Ancillary Services

20% of clients identified with need for mental health or substance use services were linked to care

25 clients (12%) of PrEP clients identified with need for substance use and/or mental

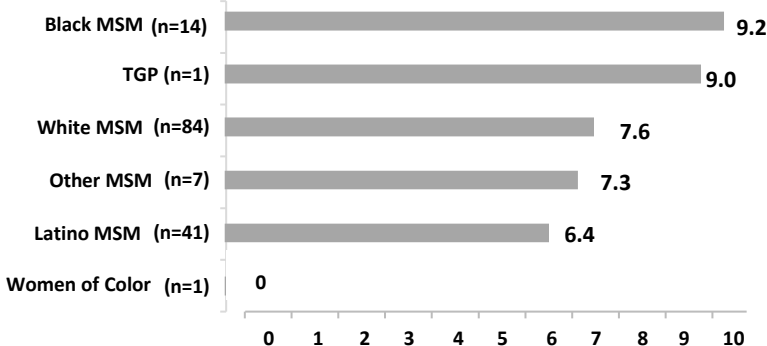
Referral and Linkage to Support Services



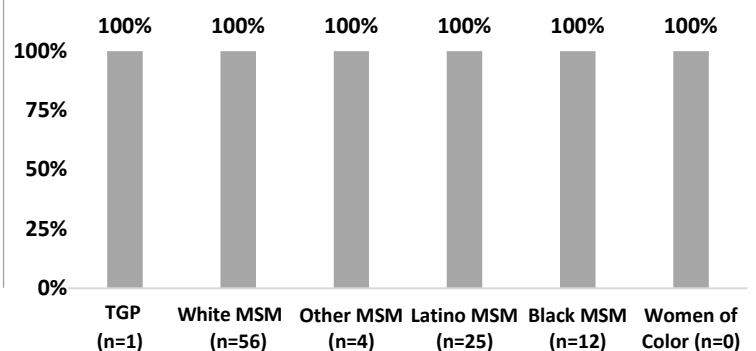
Retention and Adherence

69% of clients were retained in PrEP services at Men's Health Foundation for ≥ 3 months

Average Number of Months Retained on PrEP (n=149)



Adherence among Clients Retained ≥ 3 -Months (n=77)



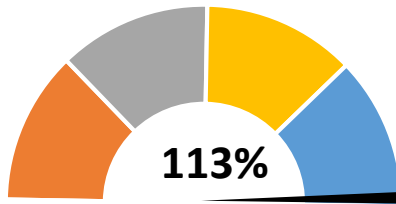


ST. JOHNS FAMILY WELLNESS CENTER PrEP CONTRACT PERFORMANCE INDICATORS

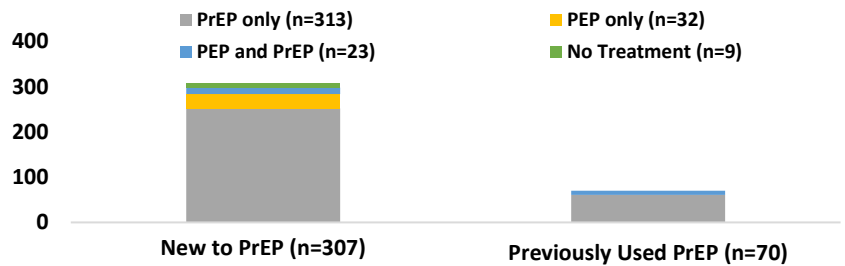
Screening and Enrollment

377 Clients screened for biomedical HIV prevention between September 29, 2016-September 28, 2018

Proportion of Contract Enrollment Goal Achieved

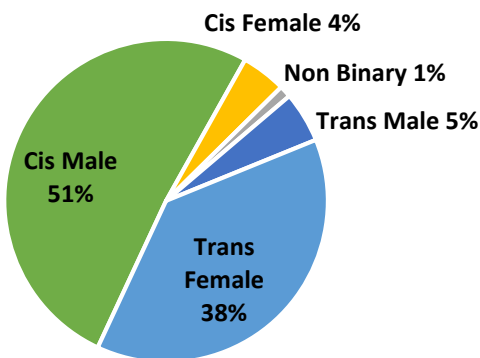


Number of Clients Enrolled in DHSP Contracted Services

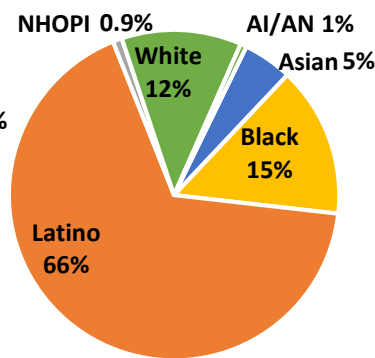


PrEP Client Demographics and Indicators

Gender



Race Ethnicity



Top PrEP Indicators

1. Multiple Partners
2. Condomless Sex
3. Anogenital STD/ Syphilis

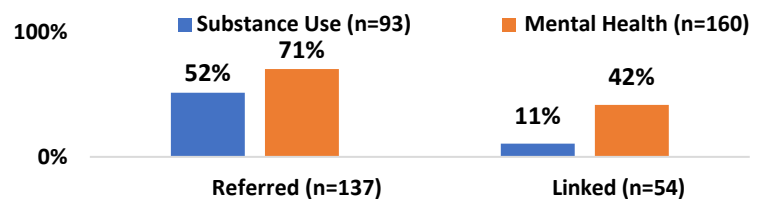
46%
of clients were adolescents or young adults < 30 years of age

Ancillary Services

35% of PrEP clients in need of mental health or substance use services were linked to care

202 clients (60%) identified with need for substance use and/or mental health referral

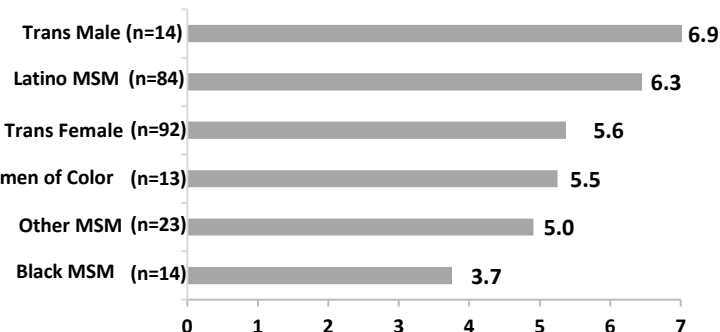
Referral and Linkage to Support Services



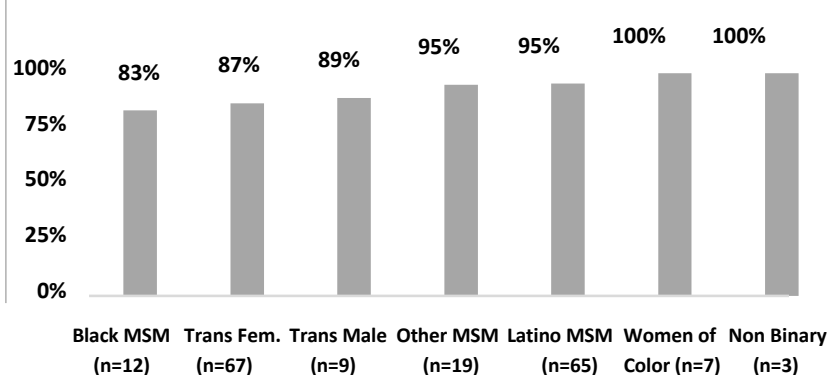
Retention and Adherence

56% of clients eligible for medical services were retained in PrEP services at St. Johns for > 3 months

Average Number of Months Retained on PrEP (n=245)



Adherence among Clients Retained ≥ 3-Months (n=185)



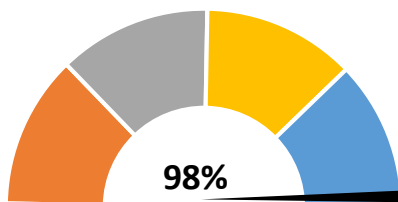


ST. MARYS MEDICAL CENTER PrEP CONTRACT PERFORMANCE INDICATORS

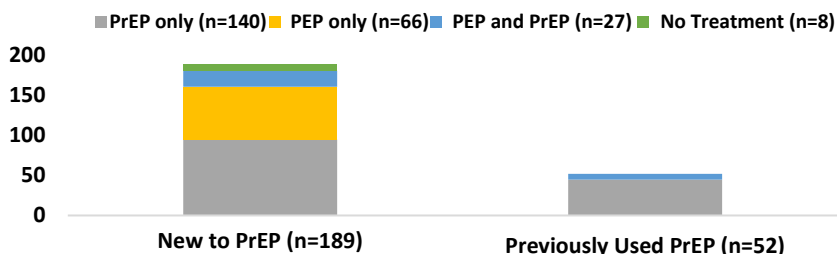
Screening and Enrollment

241 Clients screened for biomedical HIV prevention between September 29, 2016-September 28, 2018

Proportion of Contract Enrollment Goal Achieved

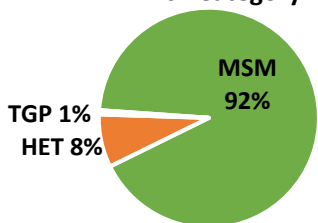


Number of Clients Enrolled in DHSP Contracted Services

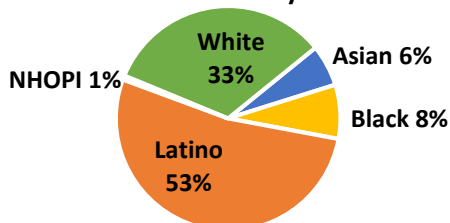


PrEP Client Demographics and Indicators

HIV Risk Category



Race Ethnicity



48%

of clients were adolescents or young adults < 30 years of age

Top PrEP Indicators

Self-Referred

- Multiple Partners
- Condomless Sex
- Partner Anogenital STD/ Syphilis

Provider-Referred

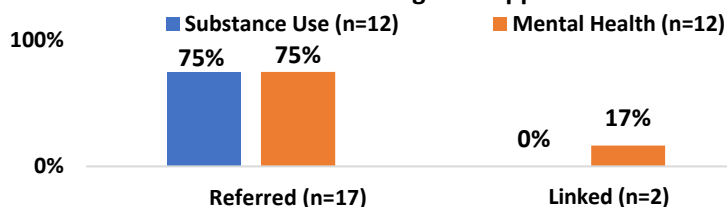
- Multiple Partners
- Condomless Sex
- Sex with HIV+ Partner

Ancillary Services

9% of clients in need of mental health and/or substance use services were linked to care

21 clients (13%) identified with need for substance use and/or mental health referral

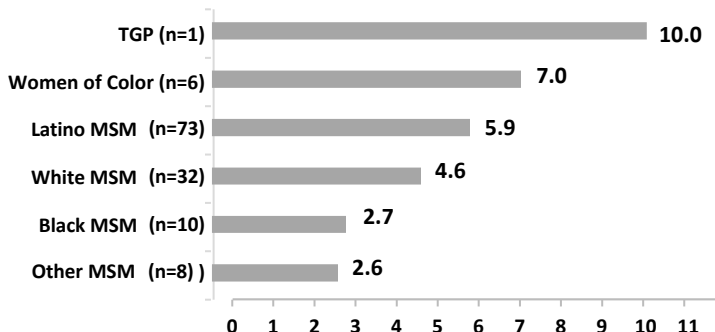
Referral and Linkage to Support Services



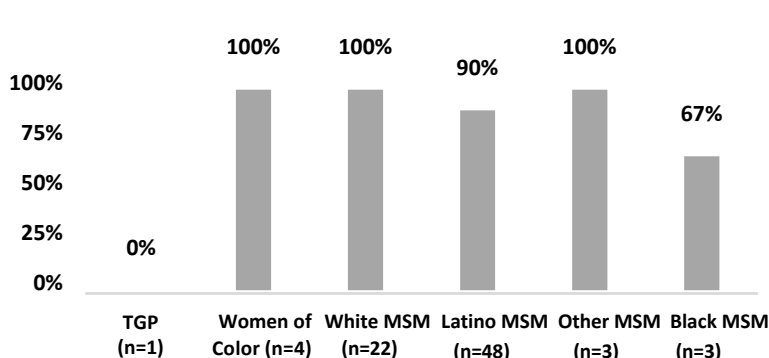
Retention and Adherence

49% of clients eligible for medical services were retained in PrEP services at St. Marys Medical Center for ≥ 3 months

Average Number of Months Retained on PrEP (n=137)



Adherence among Clients Retained ≥ 3-Months (n=82)



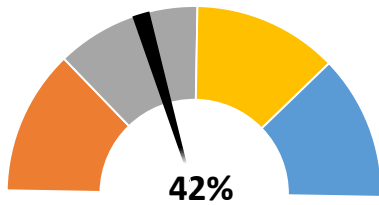


TARZANA TREATMENT CENTER PrEP CONTRACT PERFORMANCE INDICATORS

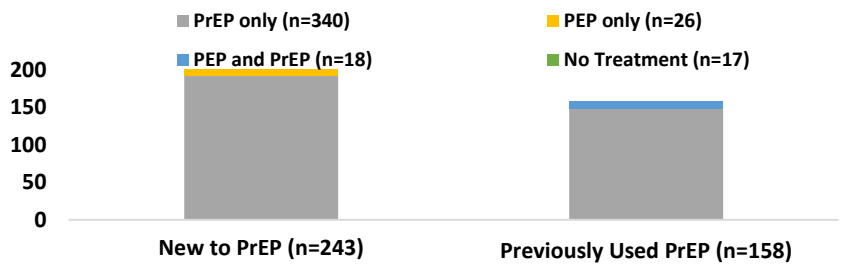
Screening and Enrollment

401 Clients screened for biomedical HIV prevention between September 29, 2016-September 28, 2018

Proportion of Contract Enrollment Goal Achieved

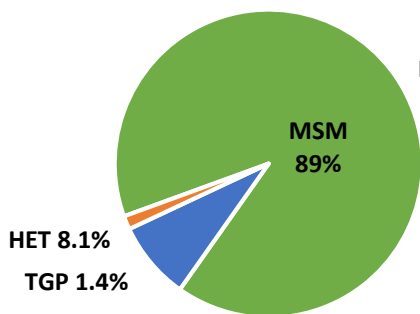


Number of Clients Enrolled in DHSP Contracted Services

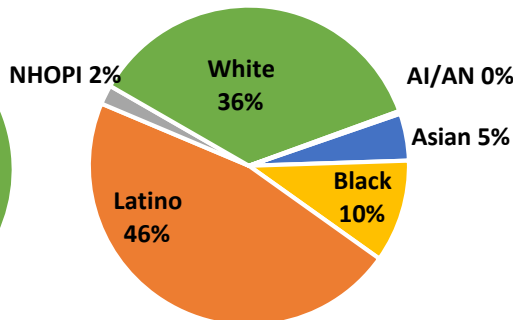


PrEP Client Demographics and Indicators

HIV Risk Category



Race Ethnicity



Top PrEP Indicators

- Multiple Partners
- Condomless Sex
- Anogenital STD/Syphilis

51%

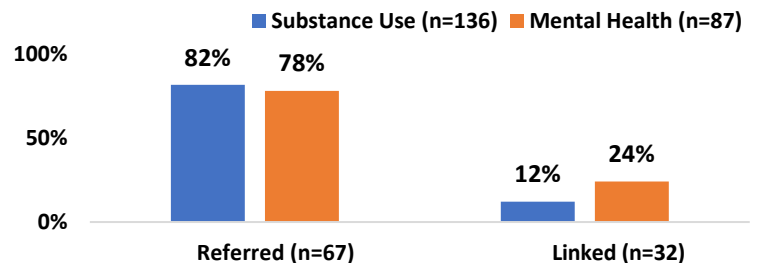
of clients were adolescents or young adults < 30 years of age

Ancillary Services

18% of clients identified with need for mental health or substance use services were linked to care

181 clients (50%) of PrEP clients identified with need for substance use and/or mental health services

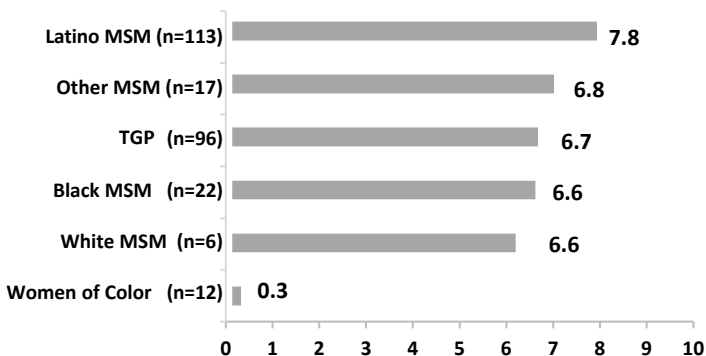
Referral and Linkage to Support Services



Retention and Adherence

58% of clients eligible for medical services were retained in PrEP services at Tarzana Treatment Center for ≥ 3 months

Average Number of Months Retained on PrEP (n=277)



Adherence among Clients Retained ≥ 3-Months (n=160)

