

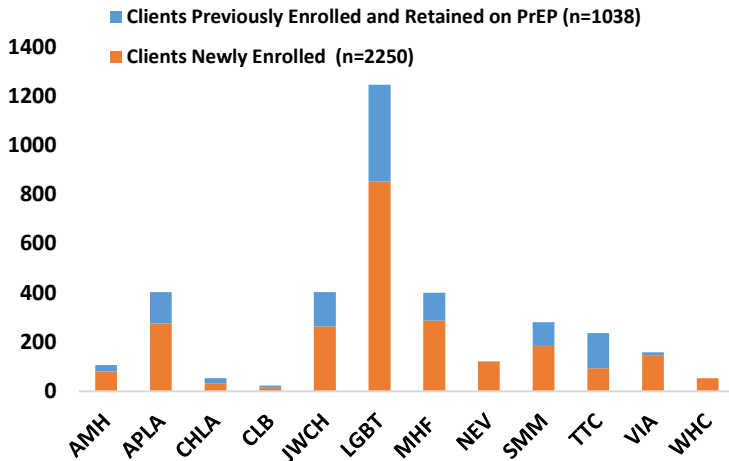


CENTERS OF EXCELLENCE: PrEP CLIENTS

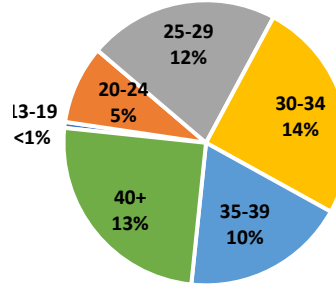
PrEP Client Demographics

3235 clients were prescribed PrEP between July 1, June 30, 2021*

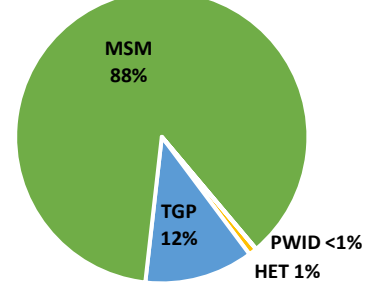
Number of Clients Served in Contract Year 6 by Clinic



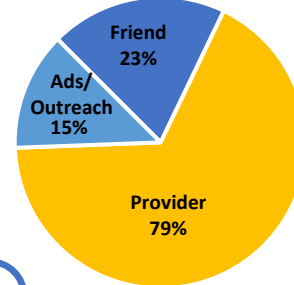
Age Group (in years)



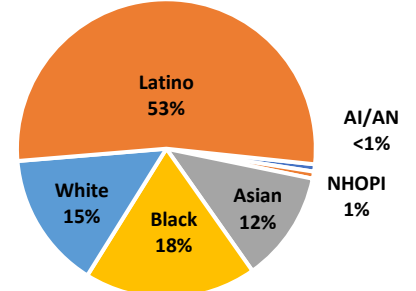
HIV Risk Group



Referral Source



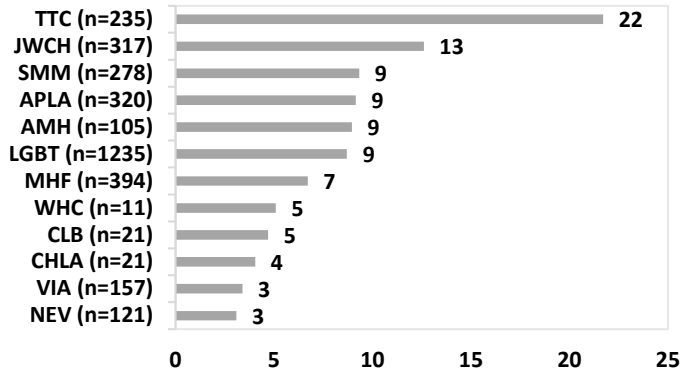
Race/Ethnicity



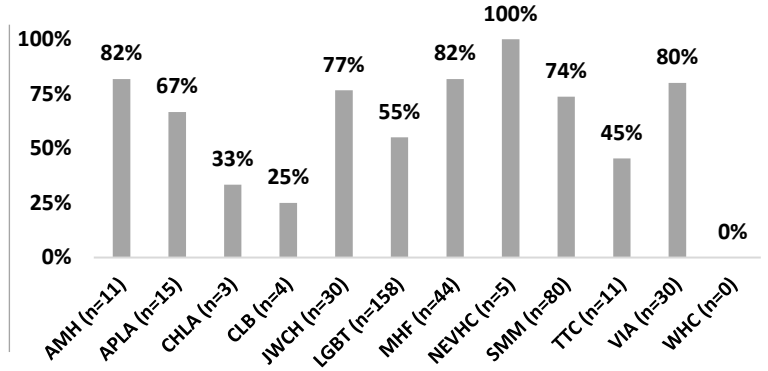
Retention and Adherence

53% of clients were retained in PrEP services at a COE clinic for ≥ 6 months (n=1310)

Average Number of Months Retained on PrEP (Mean 9 Months; Range 0-130 Months)

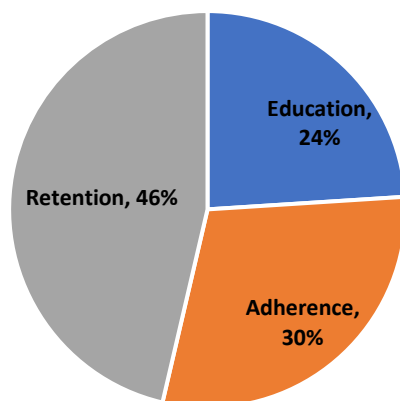


Clients Reporting 3 or More Doses in Past 4 Days at 6-Months Follow Up (Mean 62%)

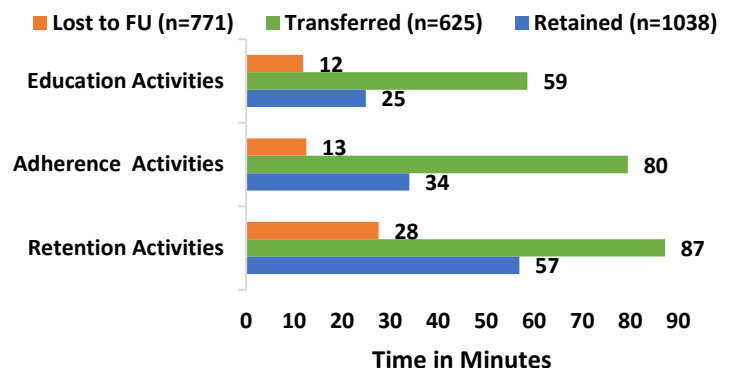


*May not reflect adherence among clients using PrEP intermittently

Types of Activities Provided to Support PrEP Clients



The Impact of Service Activities on Retention of PrEP Clients



AMH=AltaMed; APLA=APLA; CHLA=Children's Hospital LA; CLB=City of Long Beach; JWCH=John Wesley Health Center; LGBT= LA LGBT Center; MHF=Men's Health Foundation; NEV=Northeast Valley Health Center; SMM=St. Mary' Medical Center; TTC=Tarzana Treatment Center; VIA=Via Care; WHC=Watt's Healthcare; MSM=Men who have sex with men; TGP=Transgender persons; HET=Heterosexual; PWID; Persons who Inject drugs; NHOPI=Native Hawaiian and Other Pacific Islander; American Indian/Alaska Native

Preliminary data as of September 13, 2021. Trends may change as more clients are reported.

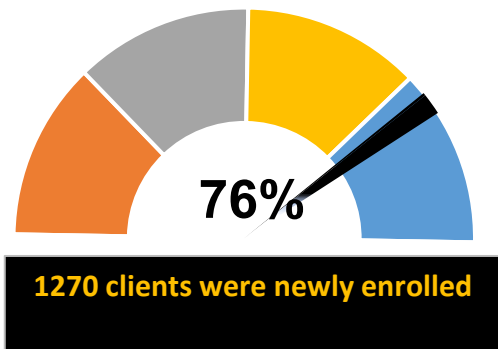


CCENTERS OF EXCELLENCE: CLIENTS NEW TO PrEP

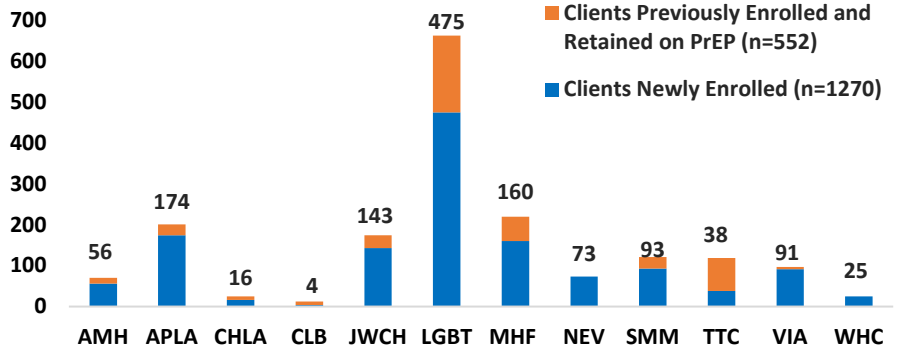
Screening and Enrollment

1388 PrEP naive clients were screened between July 1, 2020-June 30, 2021

Proportion of Contract Goal Achieved

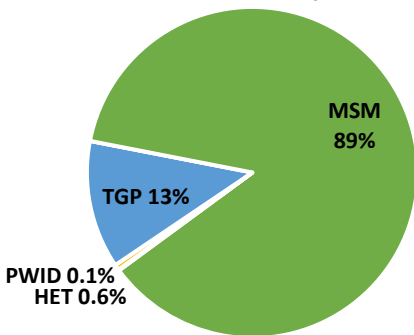


Number of PrEP Naive Clients Served by Clinic

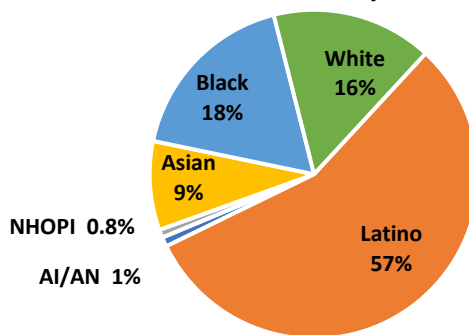


PrEP Client Demographics

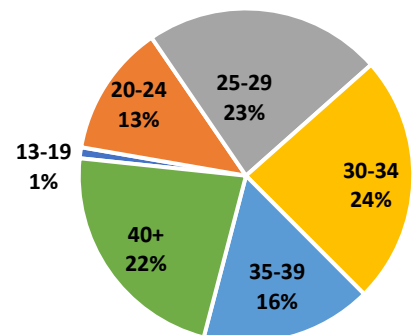
HIV Risk Group



Race/Ethnicity



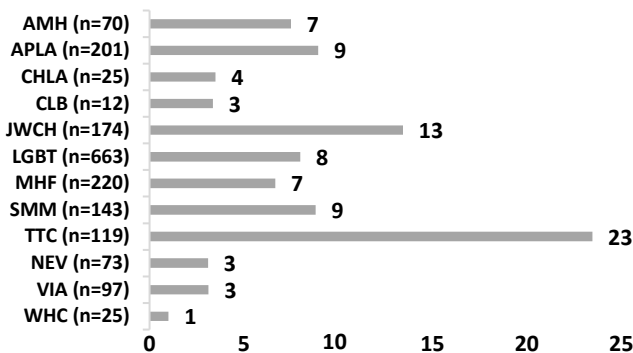
Age Group (in years)



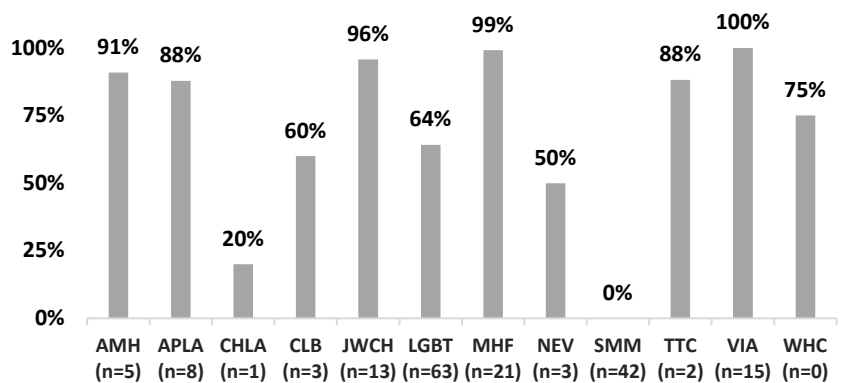
Retention and Adherence

50% of PrEP naive clients were retained in PrEP services at a COE clinic for ≥ 6 months (n=1329)

Average Number of Months Retained on PrEP (Mean 3 Months; Range 0-53)



Adherence among Clients Retained ≥ 6-Months



AMH=AltaMed; APLA=APLA; CHLA=Children's Hospital LA; CLB=City of Long Beach; JWCH=John Wesley Health Center; LGBT= LA LGBT Center; MHF=Men's Health Foundation; NEV=Northeast Valley Health Center; SMM=St. Mary' Medical Center; TTC=Tarzana Treatment Center; VIA=Via Care; WHC=Watt's Healthcare; MSM=Men who have sex with men; TGP=Transgender persons; HET=Heterosexual; PWID; Persons who Inject drugs; NHOPI=Native Hawaiian and Other Pacific Islander; AI/AN=American Indian/Alaska Native

Data as of September 13, 2021. Trends may change as more clients are reported.

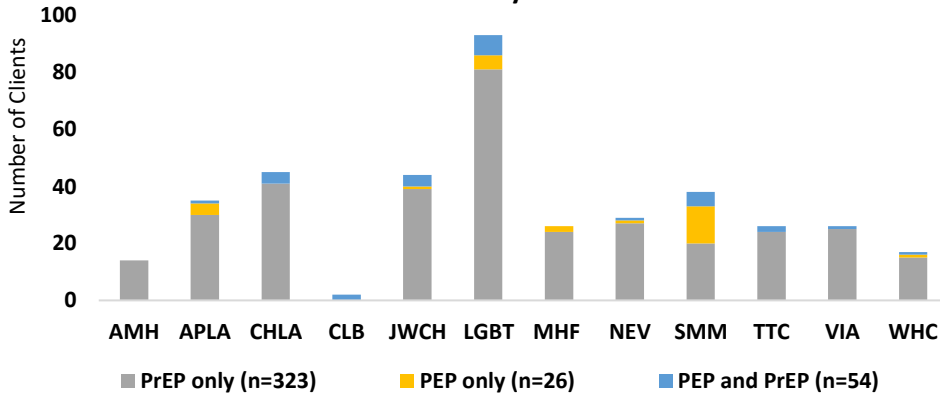




Screening and Enrollment

377 clients age 14-24 years were screened for Biomedical HIV Prevention between July 1, 2020-June 30, 2021

Number of Clients by Clinic and Treatment



Top 3 indicators for PrEP

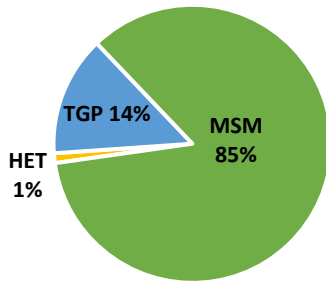
1. Multiple Partners
2. Condomless Receptive Sex
3. Anogenital STD/Syphilis

Top 3 indicators for PEP

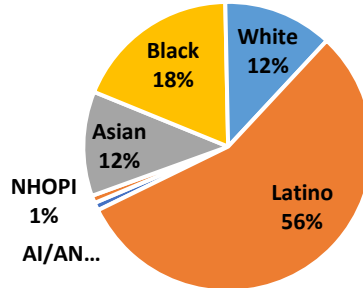
1. Multiple Partners
2. Condomless Receptive
3. HIV Positive Partner

PrEP Client Demographics

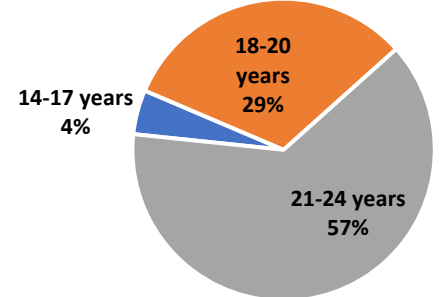
HIV Risk Group



Race/Ethnicity



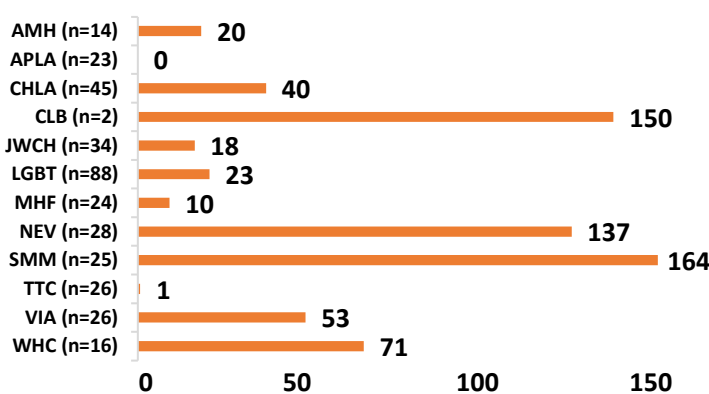
Age Group



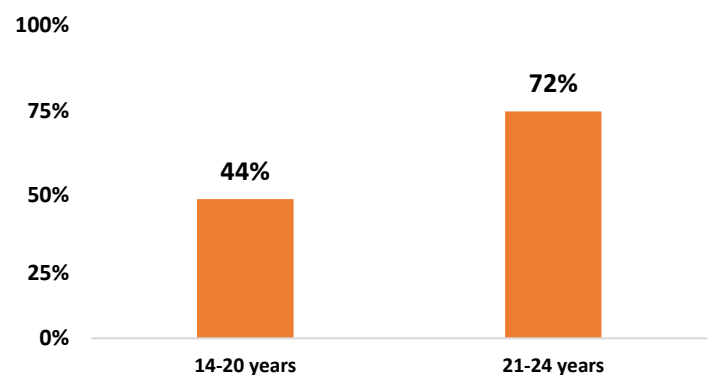
Retention and Adherence

22% of young clients were retained in PrEP services at a COE clinic for ≥ 6 months (n=76)

Average Number of Months Retained on PrEP



Adherence among Clients Retained ≥ 6-Months*



*Adherence measured as >3 does in past 4 days and may miss adherence among clients using PrEP intermittently

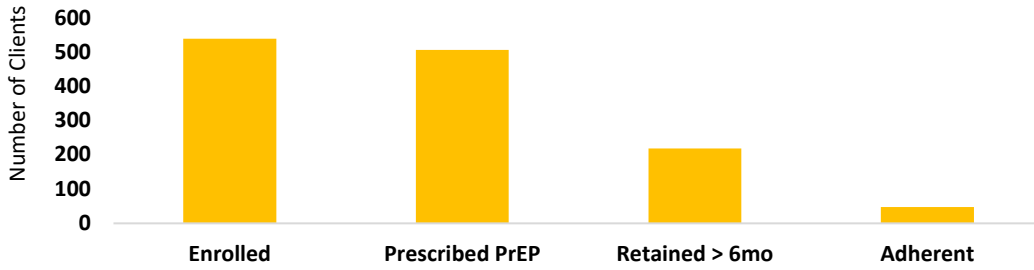
AMH=AltaMed; APLA=APLA; CHLA=Children's Hospital LA; CLB=City of Long Beach; JWCH=John Wesley Health Center; LGBT= LA LGBT Center; MHF=Men's Health Foundation; NEV=Northeast Valley Health Center; SMM=St. Mary's Medical Center; TTC=Tarzana Treatment Center; VIA=Via Care; WHC=Watt's Healthcare; MSM=Men who have sex with men; TGP=Transgender persons; HET=Heterosexual; PWID; Persons who Inject drugs; NHOPI=Native Hawaiian and Other Pacific Islander; AI/AN=American Indian/Alaska Native



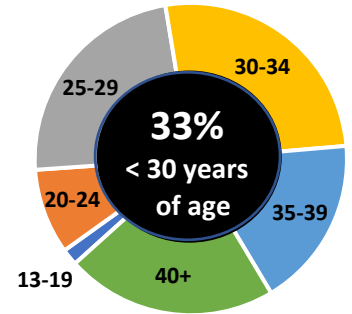


PrEP Priority Populations

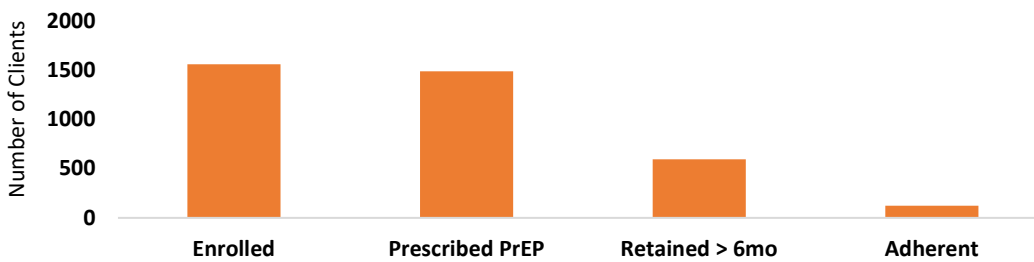
Black MSM



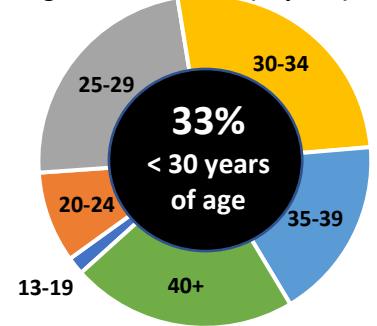
Age of PrEP Clients (in years)



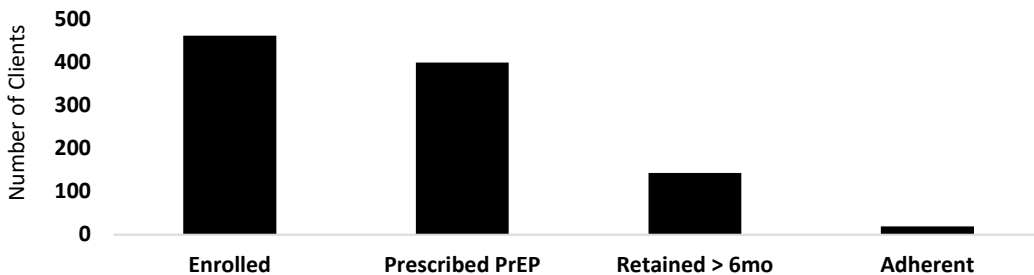
Latino MSM



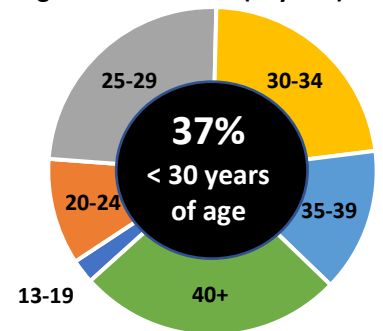
Age of PrEP Clients (in years)



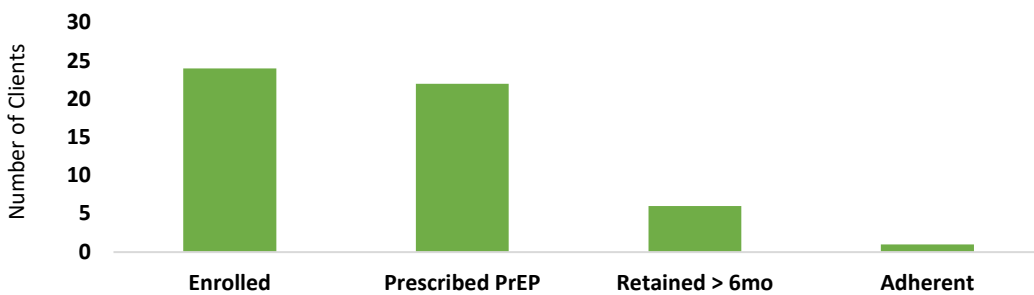
Transgender Persons



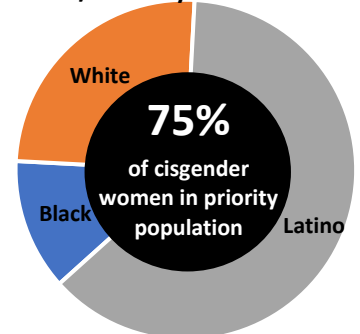
Age of PrEP Clients (in years)



Cisgender Women



Race/Ethnicity of PrEP Clients



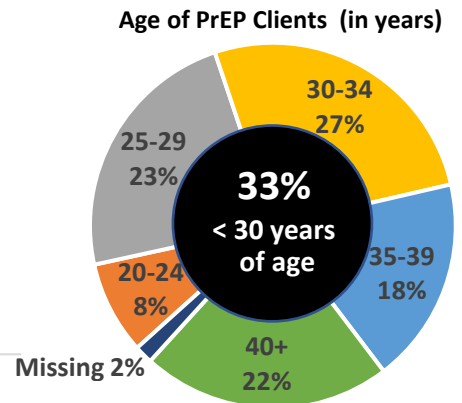
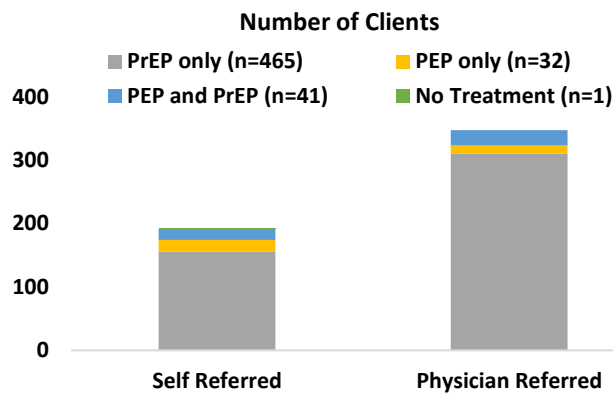


CENTERS OF EXCELLENCE: BLACK MSM

Screening and Enrollment

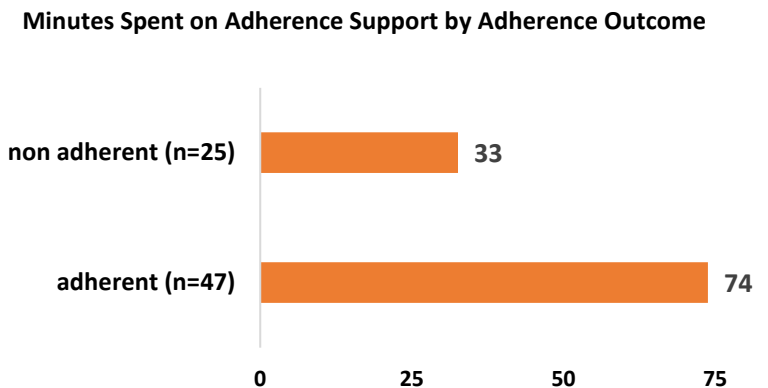
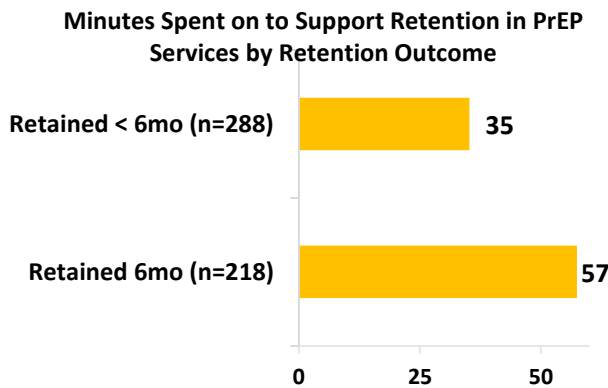
539 Black MSM were screened for biomedical HIV prevention between July 1, 2020 - June 30, 2021

94%
of Black MSM
screened were
enrolled in PrEP



PrEP Retention and Adherence

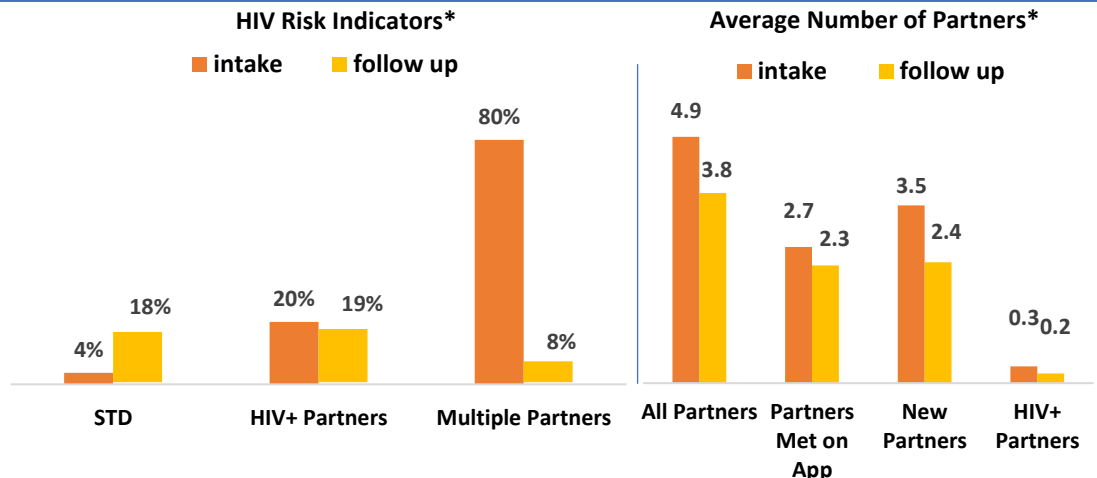
43% of Black MSM were retained in PrEP services at a COE clinic for ≥ 6 months (n=218)



Risk Indicators Before and After PrEP

Black MSM retained on PrEP reported a decrease in the average number of partners at follow up

- Top 3 PrEP Indicators**
- Multiple Partners
 - Condomless Receptive Sex
 - Anogenital STD



*Risk behaviors reported for the 3-months prior to visit; STDs include syphilis or gonorrhea reported to STD Surveillance in 6-months before and after PrEP.



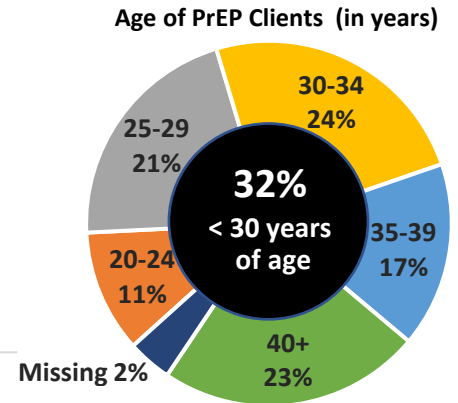
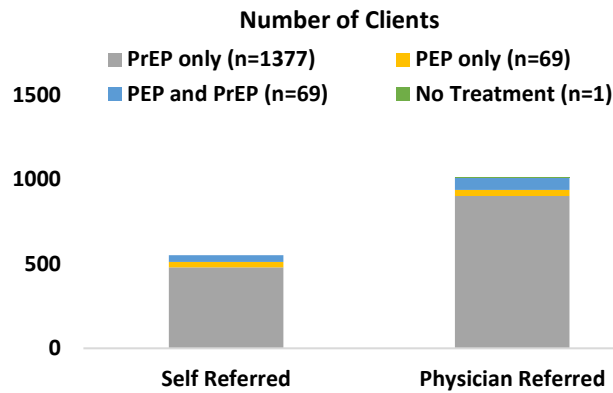


CENTERS OF EXCELLENCE: LATINO MSM

Screening and Enrollment

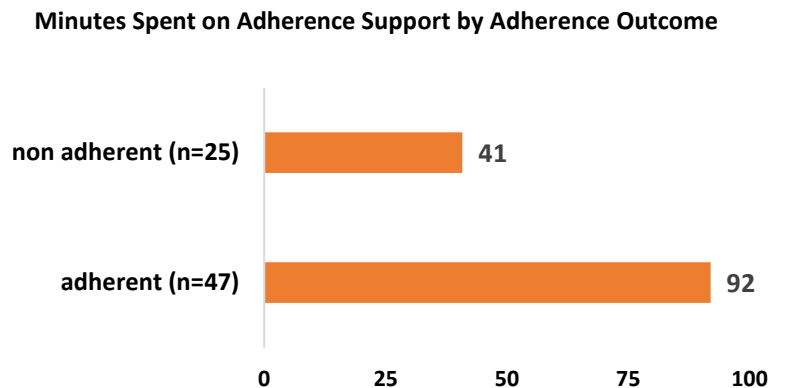
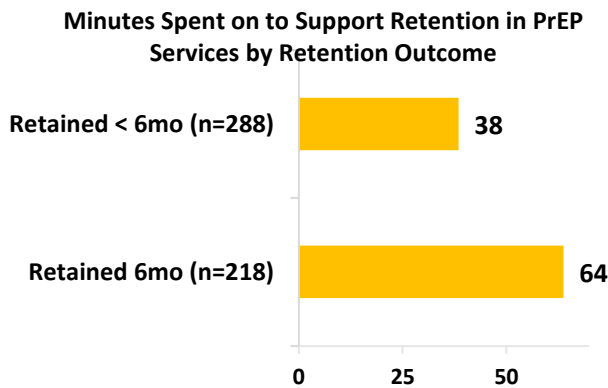
1560 Latino MSM were screened for biomedical HIV prevention between July 1, 2020 - June 30, 2021

96%
of Latino MSM
screened were
enrolled in PrEP



PrEP Retention and Adherence

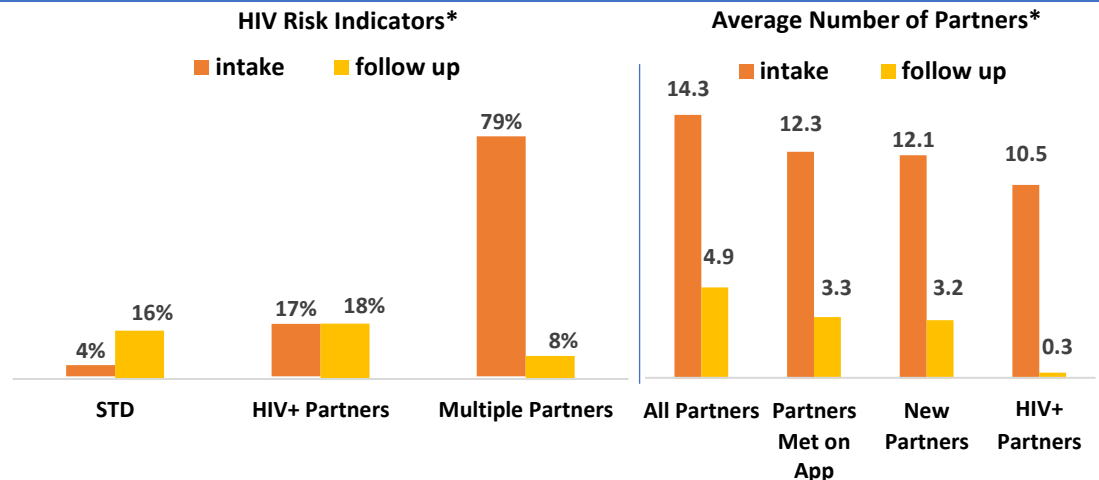
40% of Latino MSM were retained in PrEP services at a COE clinic for ≥ 6 months (n=593)



Risk Indicators Before and After PrEP

Latino MSM retained on PrEP reported a decrease in number of partners at follow up

- Top 3 PrEP Indicators**
- Multiple Partners
 - Condomless Receptive Sex
 - Anogenital STD



*Risk behaviors reported for the 3-months prior to visit; STDs include syphilis or gonorrhea reported to STD Surveillance in 6-months before and after PrEP.



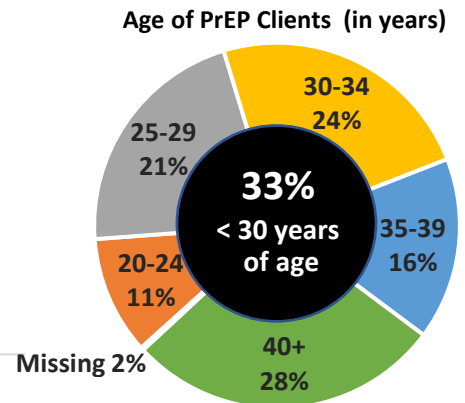
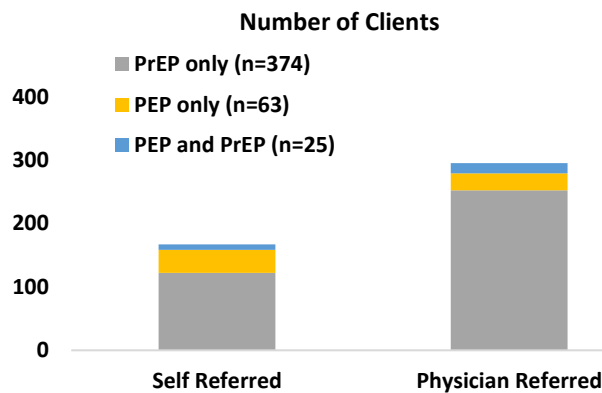


CENTERS OF EXCELLENCE: TRANSGENDER PERSONS

Screening and Enrollment

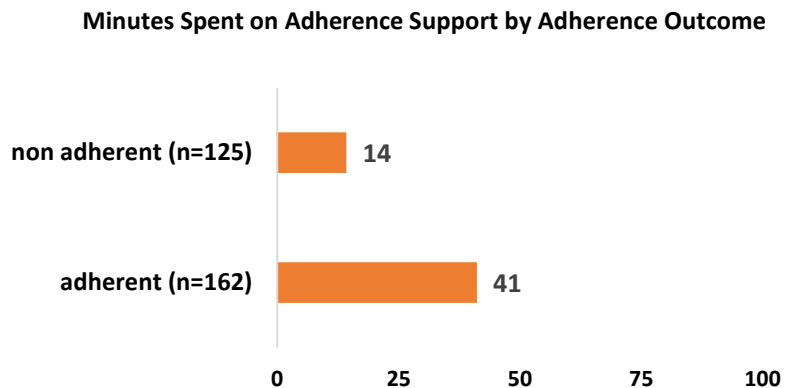
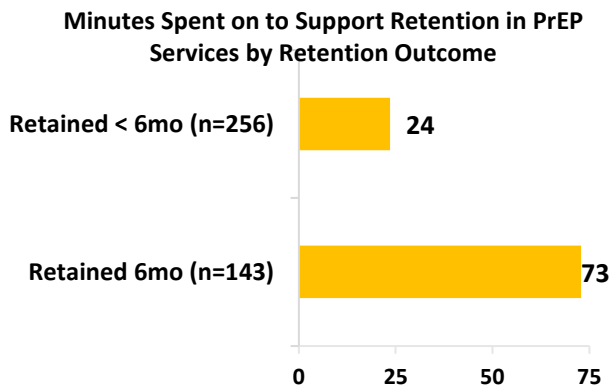
462 transgender persons were screened for biomedical HIV prevention between July 1, 2020 - June 30, 2021

86%
of TGP screened
were enrolled in
PrEP



PrEP Retention and Adherence

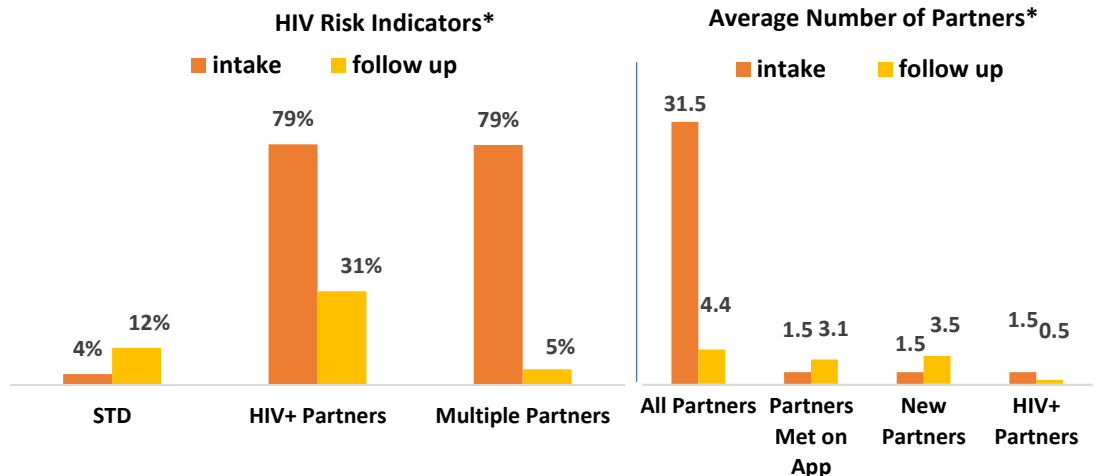
36% of transgender persons were retained in PrEP services at a COE clinic for ≥ 6 months (n=143)



Risk Indicators Before and After PrEP

Transgender persons retained on PrEP reported a decrease in number of partners at follow up

- Top 3 PrEP Indicators**
1. Multiple Partners
 2. Condomless Receptive Sex
 3. Previous PEP and ongoing behavioral risk



*Risk behaviors reported for the 3-months prior to visit; STDs include syphilis or gonorrhea reported to STD Surveillance in 6-months before and after PrEP.



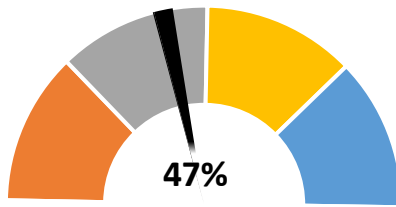


ALTAMED PrEP CONTRACT PERFORMANCE INDICATORS

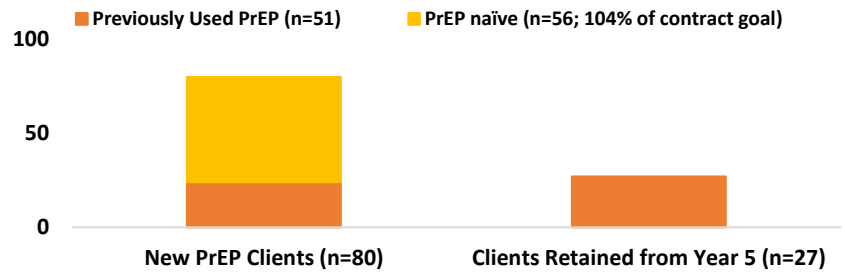
Enrollment

107 clients were prescribed PrEP between July 1, 2020-June 30, 2021

Proportion of Contract Service Goal Achieved

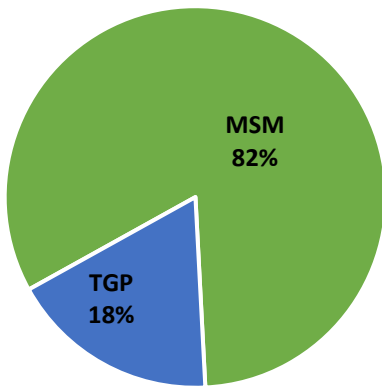


Number of Clients Enrolled in DHSP Contracted Services

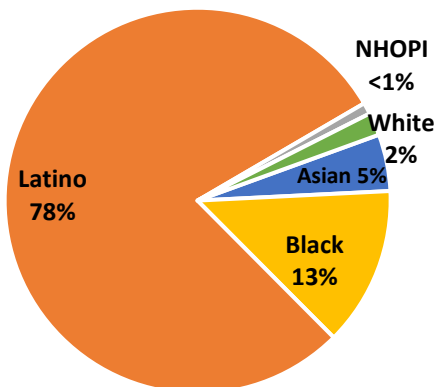


PrEP Client Demographics and Indicators

HIV Risk Category



Race Ethnicity



Top PrEP Indicators

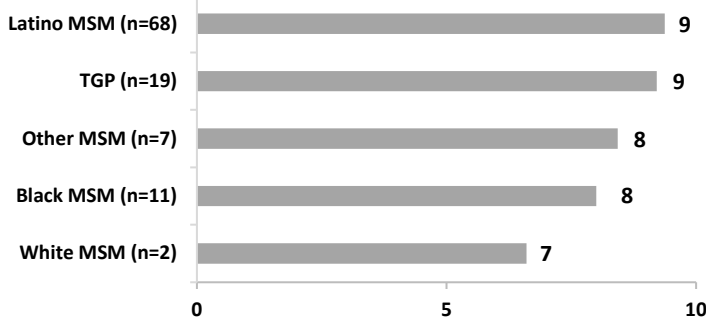
1. Condomless Anal Receptive Sex
2. Multiple Partners with unknown HIV Status
3. Partner living with HIV

40% of clients were adolescents or young adults < 30 years of age

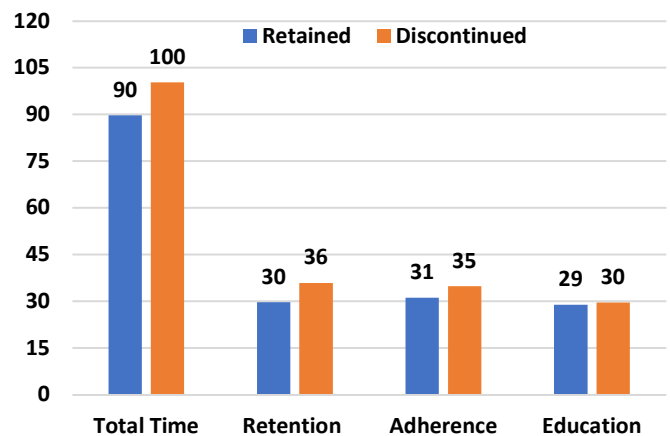
Retention and Adherence

54% of clients were retained in PrEP services at AltaMed for ≥ 6 months (n=44)

Average Number of Months Retained on PrEP



Mean Time (in Minutes) Spent with PrEP Clients by Type of Activity (n=107)



Top Reasons for Discontinuation (n=48)

1. Lost to follow up (94%)
2. Transition to primary care (2%)
3. Decreased Risk (2%)

MSM=Men who have sex with men; TGP=Transgender persons; HET=Heterosexual; PWID; Persons who inject drugs; NHOPI=Native Hawaiian and Other Pacific Islander; AI/AN=American Indian/Alaska Native



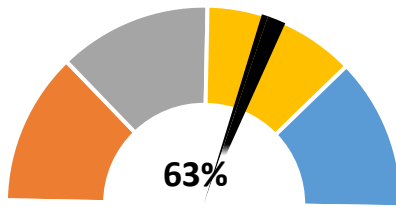


APLA PrEP CONTRACT PERFORMANCE INDICATORS

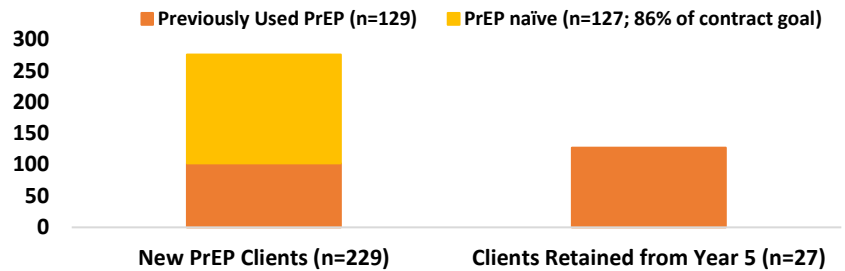
Enrollment

403 clients were prescribed PrEP between July 1, 2020-June 30, 2021

Proportion of Contract Service Goal Achieved

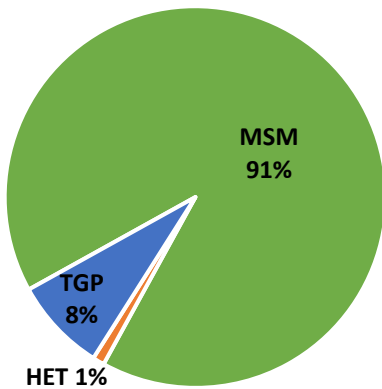


Number of Clients Enrolled in DHSP Contracted Services

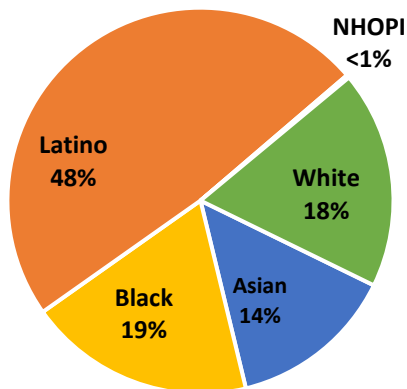


PrEP Client Demographics and Indicators

HIV Risk Category



Race Ethnicity



Top PrEP Indicators

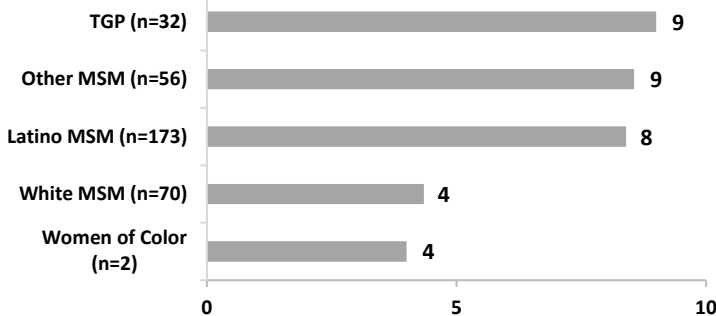
1. Multiple Partners with unknown HIV Status
2. Condomless Anal Receptive Sex
3. Partner living with HIV

26%
of clients were adolescents or young adults
< 30 years of age

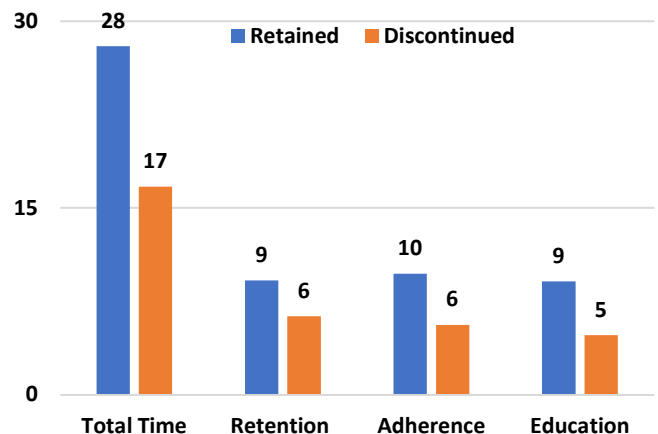
Retention and Adherence

37% of clients were retained in PrEP services at APLA for >6 months (n=136)

Average Number of Months Retained on PrEP



Mean Time (in Minutes) Spent with PrEP Clients by Type of Activity (n=403)



Top Reasons for Discontinuation (n=48)

1. Lost to follow up (93%)
2. Transition to primary care (2%)
3. Decreased Risk (1%)

MSM=Men who have sex with men; TGP=Transgender persons; HET=Heterosexual; PWID; Persons who inject drugs; NHOPI=Native Hawaiian and Other Pacific Islander; AI/AN=American Indian/Alaska Native

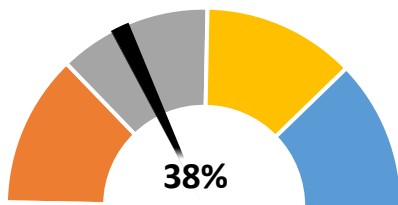


CHLA PrEP CONTRACT PERFORMANCE INDICATORS

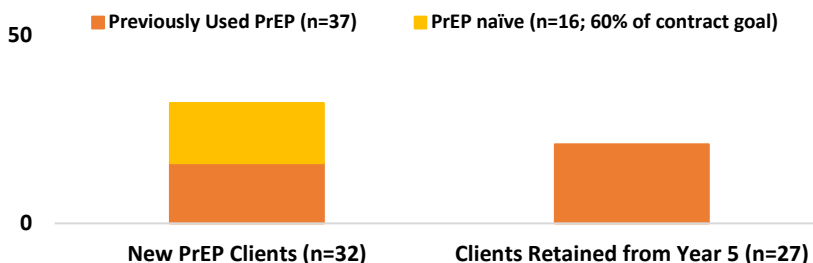
Enrollment

53 clients were prescribed PrEP between July 1, 2020-June 30, 2021

Proportion of Contract Service Goal Achieved

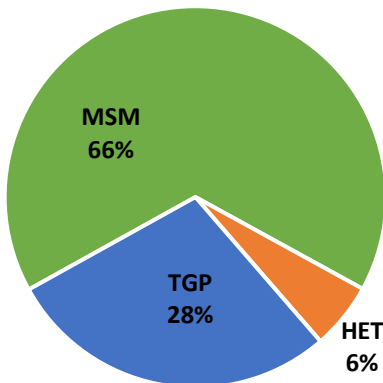


Number of Clients Enrolled in DHSP Contracted Services

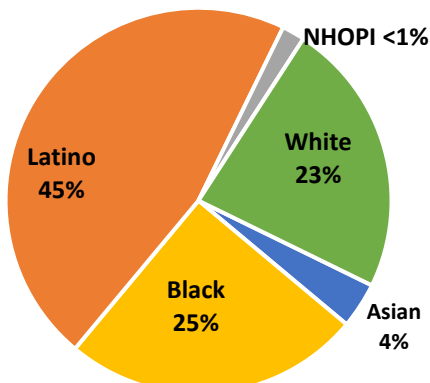


PrEP Client Demographics and Indicators

HIV Risk Category



Race Ethnicity



Top PrEP Indicators

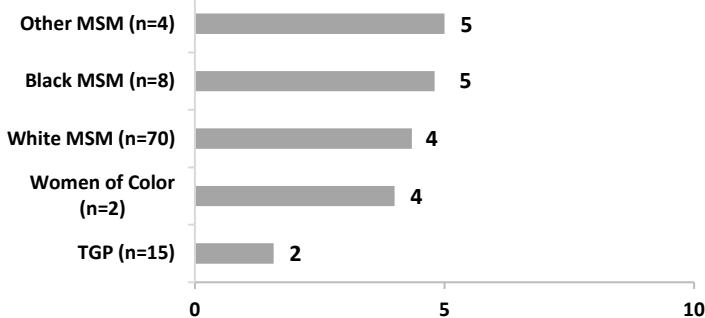
1. Multiple Partners with unknown HIV Status
2. Condomless Anal Receptive Sex
3. Partner living with HIV

100%
of clients were adolescents or young adults
< 30 years of age

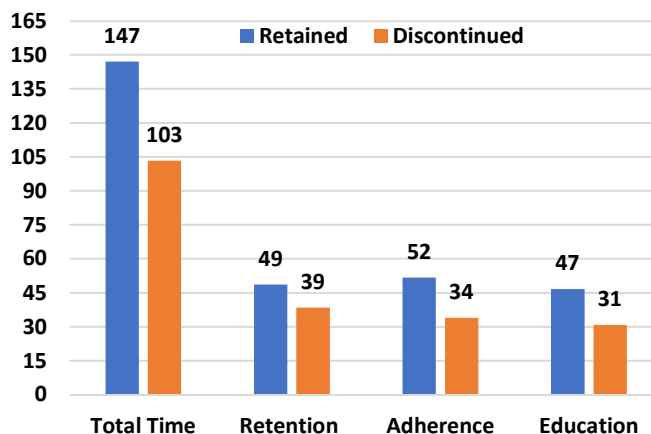
Retention and Adherence

24% of clients were retained in PrEP services at CHLA for ≥ 6 months (n=10)

Average Number of Months Retained on PrEP



Mean Time (in Minutes) Spent with PrEP Clients by Type of Activity (n=53)



Top Reasons for Discontinuation (n=48)

1. Transition to primary care (35%)
2. Decreased Risk (30%)
3. Lost to follow up (25%)

MSM=Men who have sex with men; TGP=Transgender persons; HET=Heterosexual; PWID; Persons who inject drugs; NHOPI=Native Hawaiian and Other Pacific Islander; AI/AN=American Indian/Alaska Native



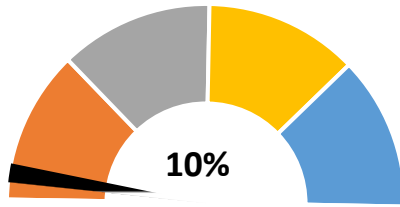


CITY OF LONG BEACH PrEP CONTRACT PERFORMANCE INDICATORS

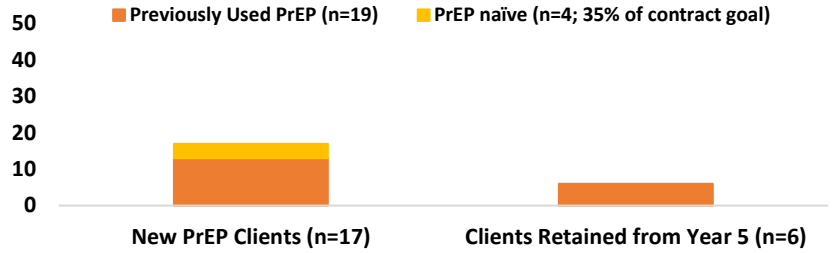
Enrollment

23 clients were prescribed PrEP between July 1, 2020-June 30, 2021

Proportion of Contract Service Goal Achieved

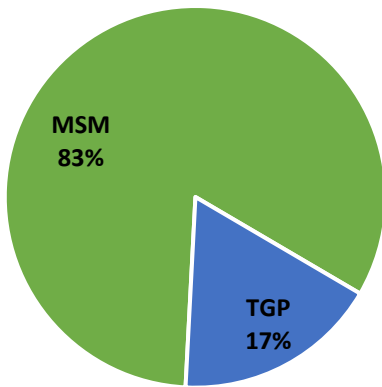


Number of Clients Enrolled in DHSP Contracted Services

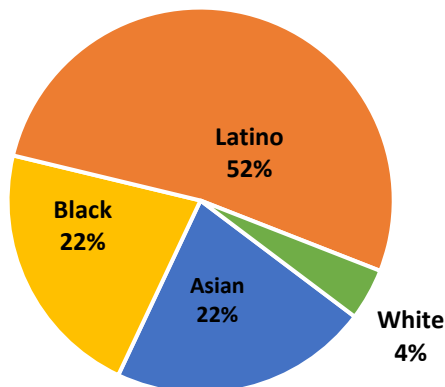


PrEP Client Demographics and Indicators

HIV Risk Category



Race Ethnicity



Top PrEP Indicators

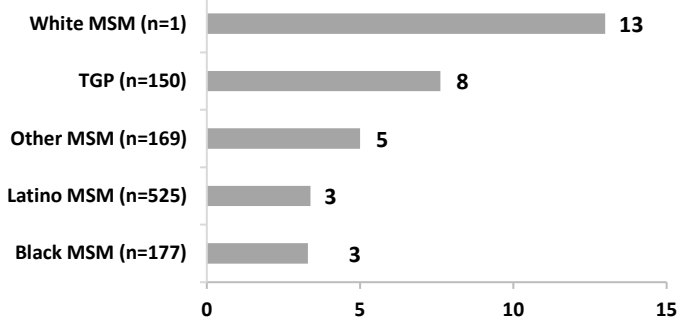
1. Condomless Anal Receptive Sex
2. Multiple Partners with Unknown HIV Status
3. Anogenital STD in Past 12-Months

26%
of clients were adolescents or young adults
< 30 years of age

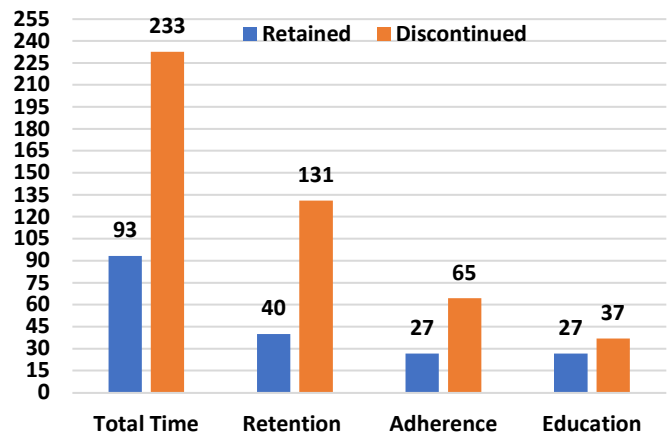
Retention and Adherence

23% of clients were retained in PrEP services at CLB for >6 months (n=5)

Average Number of Months Retained on PrEP



Mean Time (in Minutes) Spent with PrEP Clients by Type of Activity (n=23)



Top Reasons for Discontinuation (n=246)

1. Transition to primary care (63%)
2. Difficulty with PrEP Adherence (21%)
3. Lost to follow up (16%)

MSM=Men who have sex with men; TGP=Transgender persons; HET=Heterosexual; PWID; Persons who inject drugs; NHOPI=Native Hawaiian and Other Pacific Islander; AI/AN=American Indian/Alaska Native



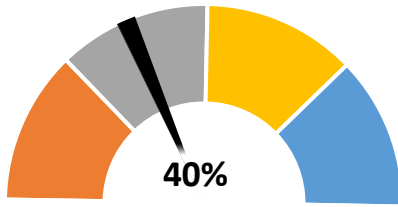


JWCH PrEP CONTRACT PERFORMANCE INDICATORS

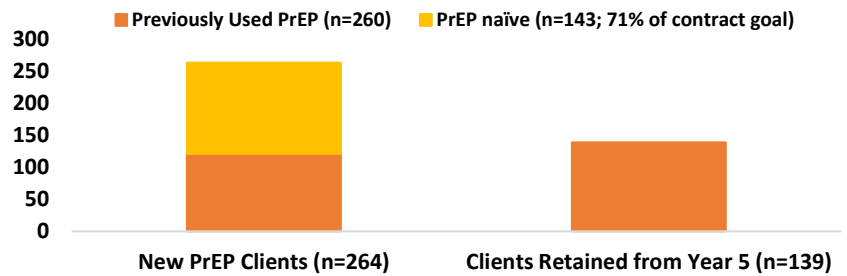
Enrollment

403 clients were prescribed PrEP between July 1, 2020-June 30, 2021

Proportion of Contract Service Goal Achieved

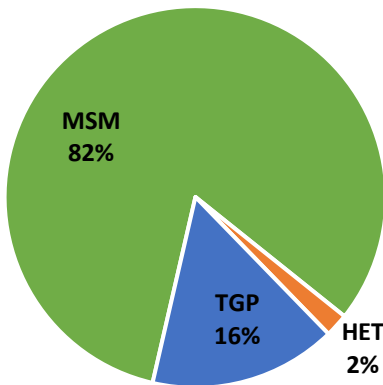


Number of Clients Enrolled in DHSP Contracted Services

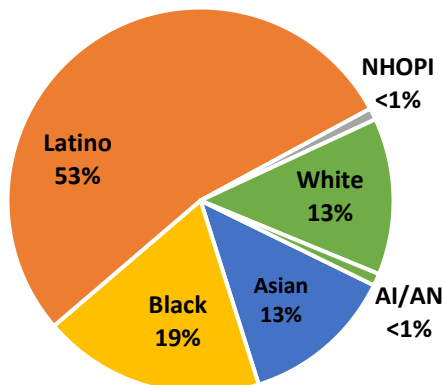


PrEP Client Demographics and Indicators

HIV Risk Category



Race Ethnicity



Top PrEP Indicators

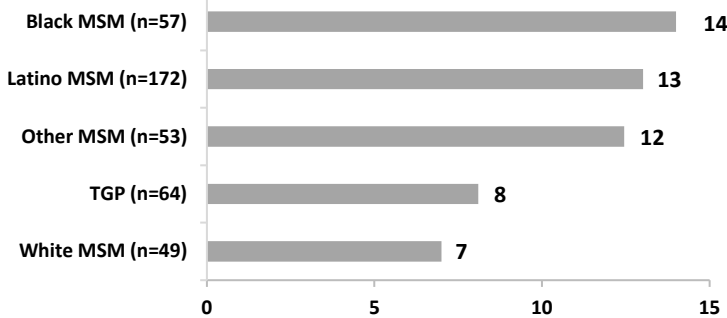
- Multiple Partners with Unknown HIV Status
- Condomless Anal Receptive Sex
- Partner Living with HIV

32% of clients were adolescents or young adults < 30 years of age

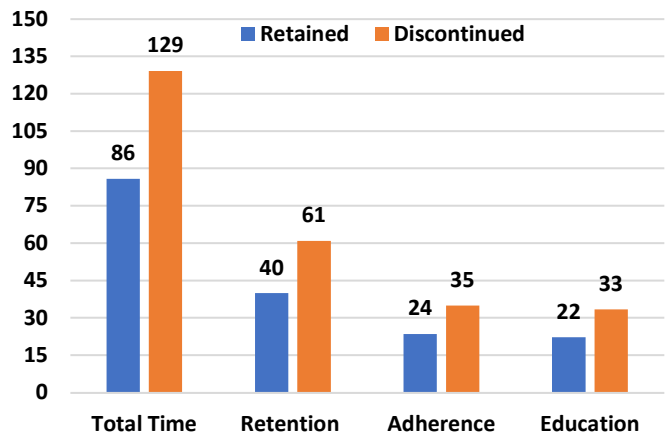
Retention and Adherence

55% of clients were retained in PrEP services at JWCH for ≥ 6 months (n=182)

Average Number of Months Retained on PrEP



Mean Time (in Minutes) Spent with PrEP Clients by Type of Activity (n=403)



Top Reasons for Discontinuation (n=246)

- Lost to follow up (62%)
- Transition to primary care (34%)
- Difficulty with PrEP Adherence (3%)

MSM=Men who have sex with men; TGP=Transgender persons; HET=Heterosexual; PWID; Persons who inject drugs; NHOPI=Native Hawaiian and Other Pacific Islander; AI/AN=American Indian/Alaska Native



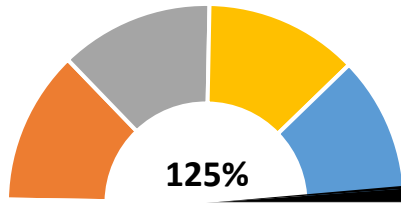


LGBT CENTER PrEP CONTRACT PERFORMANCE INDICATORS

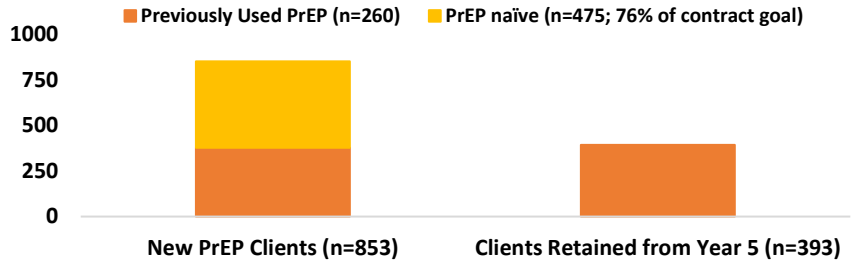
Enrollment

1246 clients were prescribed PrEP between July 1, 2020-June 30, 2021

Proportion of Contract Service Goal Achieved

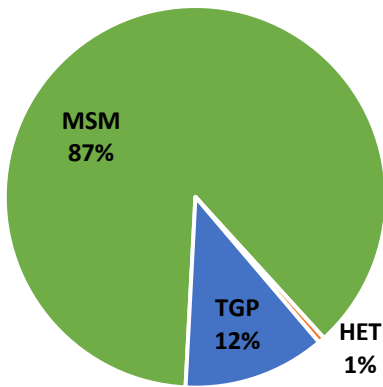


Number of Clients Enrolled in DHSP Contracted Services

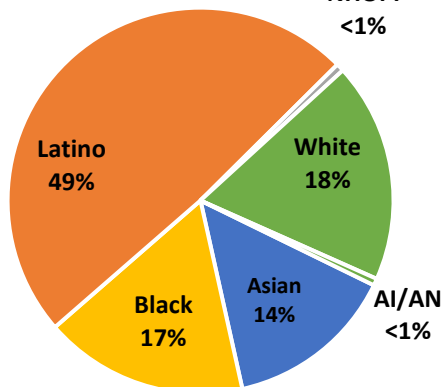


PrEP Client Demographics and Indicators

HIV Risk Category



Race Ethnicity



Top PrEP Indicators

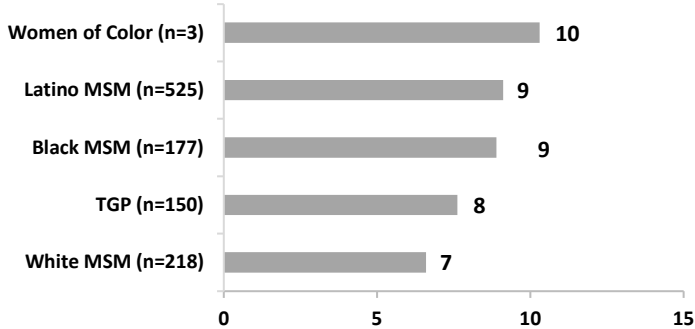
1. Multiple Partners with Unknown HIV Status
2. Condomless Anal Receptive Sex
3. Anogenital STD in Past 12-Months

29%
of clients were adolescents or young adults
< 30 years of age

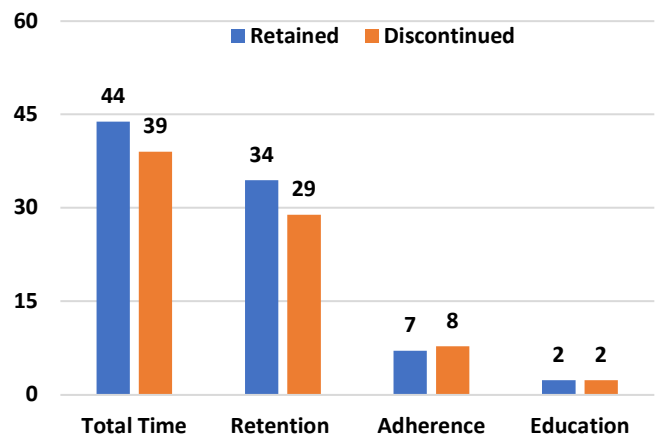
Retention and Adherence

60% of clients were retained in PrEP services at LGBT for ≥ 6 months (n=537)

Average Number of Months Retained on PrEP



Mean Time (in Minutes) Spent with PrEP Clients by Type of Activity (n=1246)



Top Reasons for Discontinuation (n=246)

1. Lost to follow up (91%)
2. Difficulty with PrEP Adherence (6%)
3. Transition to primary care (2%)

MSM=Men who have sex with men; TGP=Transgender persons; HET=Heterosexual; PWID; Persons who inject drugs; NHOPI=Native Hawaiian and Other Pacific Islander; AI/AN=American Indian/Alaska Native



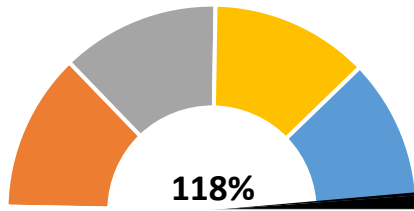


MEN'S HEALTH FOUNDATION PrEP CONTRACT PERFORMANCE INDICATORS

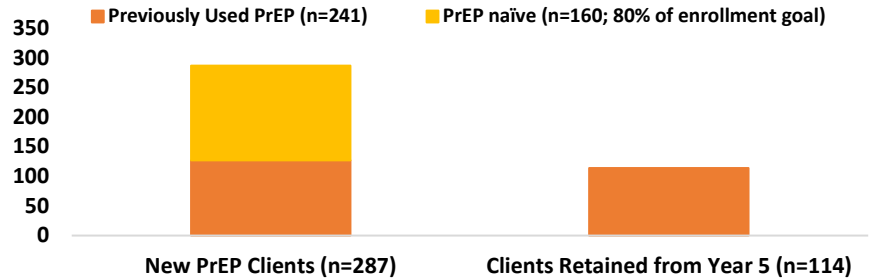
Enrollment

401 clients were prescribed PrEP between July 1, 2020-June 30, 2021

Proportion of Contract Service Goal Achieved

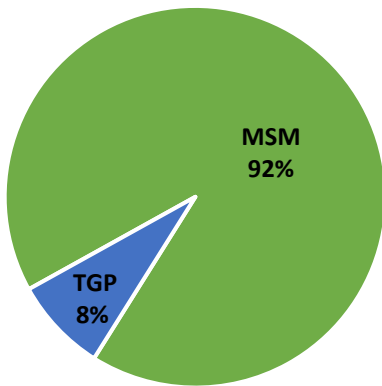


Number of Clients Enrolled in DHSP Contracted Services

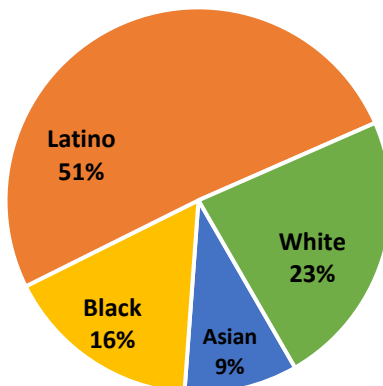


PrEP Client Demographics and Indicators

HIV Risk Category



Race Ethnicity



Top PrEP Indicators

1. Multiple Partners with unknown HIV Status
2. Condomless Anal Receptive Sex
3. Previous PEP use and ongoing risk behaviors

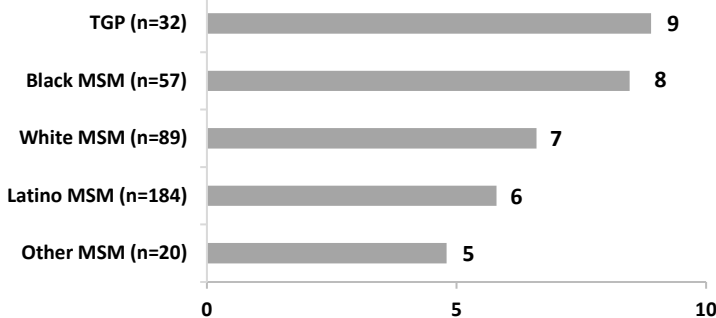
28%

of clients were adolescents or young adults < 30 years of age

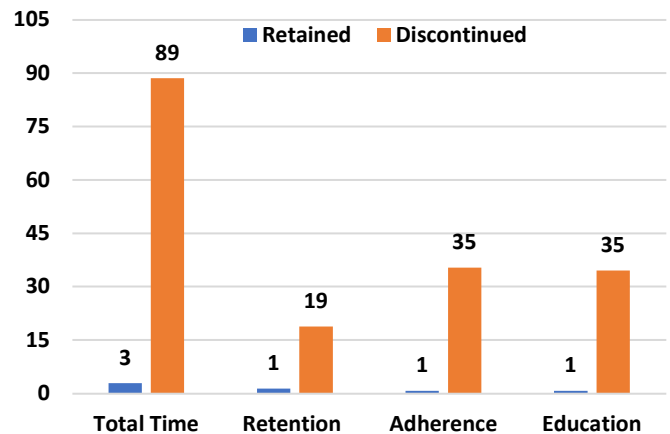
Retention and Adherence

46% of clients were retained in PrEP services at Men's Health Foundation for ≥ 6 months (n=210)

Average Number of Months Retained on PrEP



Mean Time (in Minutes) Spent with PrEP Clients by Type of Activity (n=284)



Top Reasons for Discontinuation (n=346)

1. Transition to primary care (97%)
2. Lost to follow up (3%)

MSM=Men who have sex with men; TGP=Transgender persons; HET=Heterosexual; PWID; Persons who inject drugs; NHOPI=Native Hawaiian and Other Pacific Islander; AI/AN=American Indian/Alaska Native



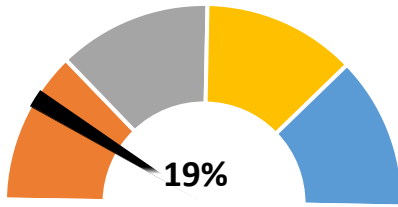


NORTHEAST VALLEY HEALTHCARE PrEP CONTRACT PERFORMANCE INDICATORS

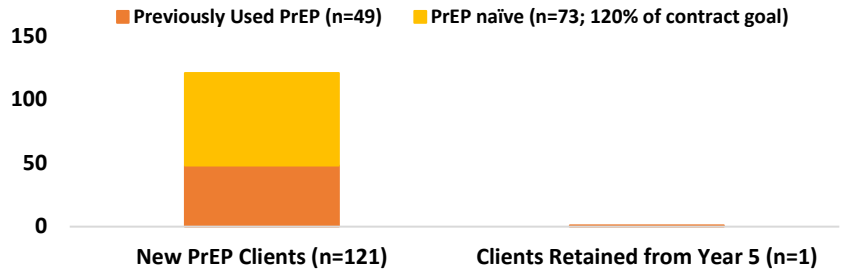
Enrollment

122 clients were prescribed PrEP between July 1, 2020-June 30, 2021

Proportion of Contract Service Goal Achieved

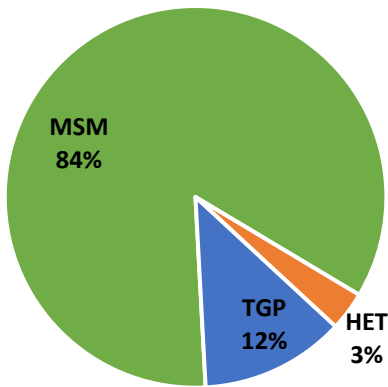


Number of Clients Enrolled in DHSP Contracted Services

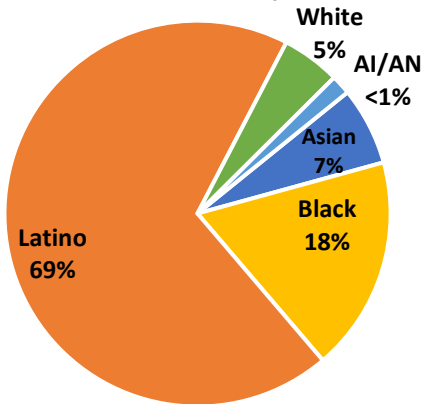


PrEP Client Demographics and Indicators

HIV Risk Category



Race Ethnicity



Top PrEP Indicators

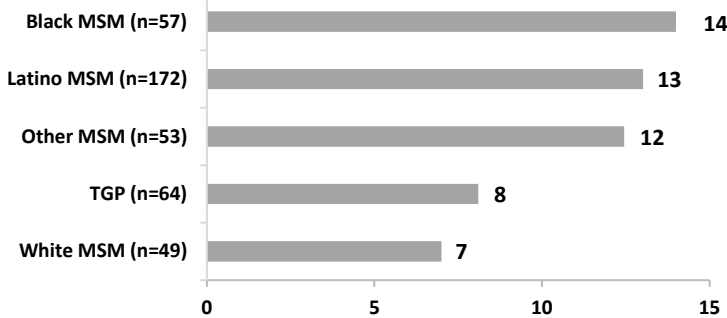
- Multiple Partners with Unknown HIV Status
- Condomless Anal Receptive Sex
- Partner Living with HIV

45%
of clients were adolescents or young adults
< 30 years of age

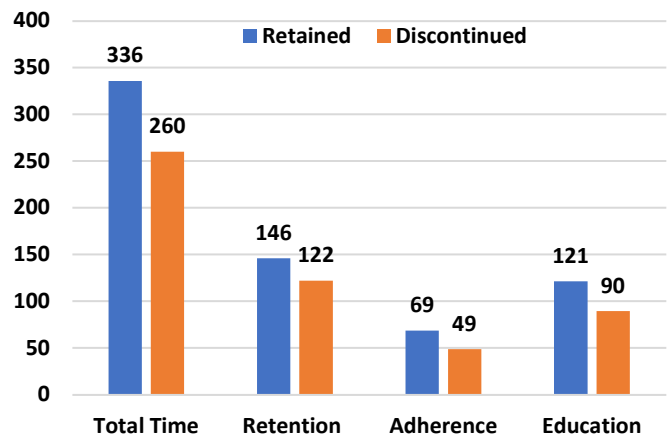
Retention and Adherence

26% of clients were retained in PrEP services at JWCH for ≥ 6 months (n=22)

Average Number of Months Retained on PrEP



Mean Time (in Minutes) Spent with PrEP Clients by Type of Activity (n=122)



Top Reasons for Discontinuation (n=38)

- Lost to follow up (95%)
- Transition to primary care (5%)

MSM=Men who have sex with men; TGP=Transgender persons; HET=Heterosexual; PWID; Persons who inject drugs; NHOPI=Native Hawaiian and Other Pacific Islander; AI/AN=American Indian/Alaska Native

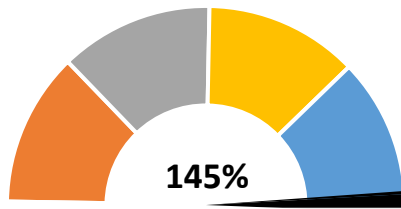


ST. MARY MEDICAL PrEP CONTRACT PERFORMANCE INDICATORS

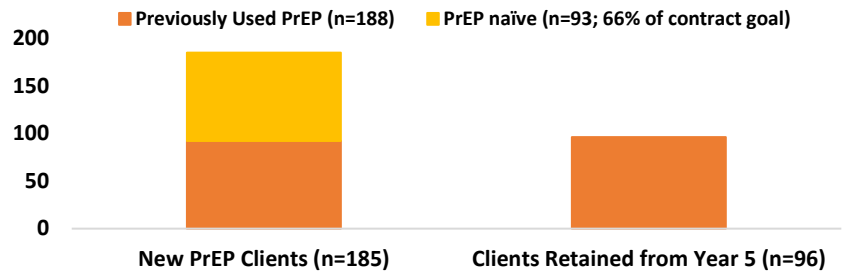
Enrollment

281 clients were prescribed PrEP between July 1, 2020-June 30, 2021

Proportion of Contract Service Goal Achieved

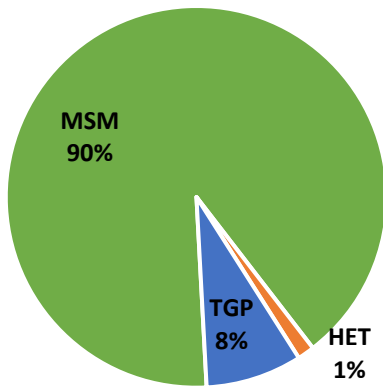


Number of Clients Enrolled in DHSP Contracted Services

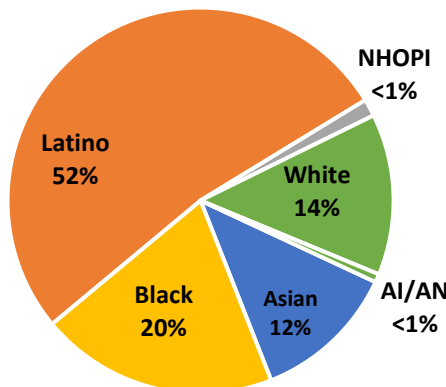


PrEP Client Demographics and Indicators

HIV Risk Category



Race Ethnicity



Top PrEP Indicators

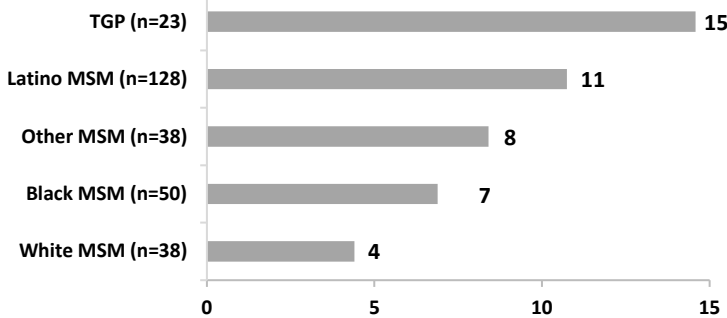
1. Multiple Partners with Unknown HIV Status
2. Condomless Anal Receptive Sex
3. Anogenital STD in Past 12-Months

30% of clients were adolescents or young adults < 30 years of age

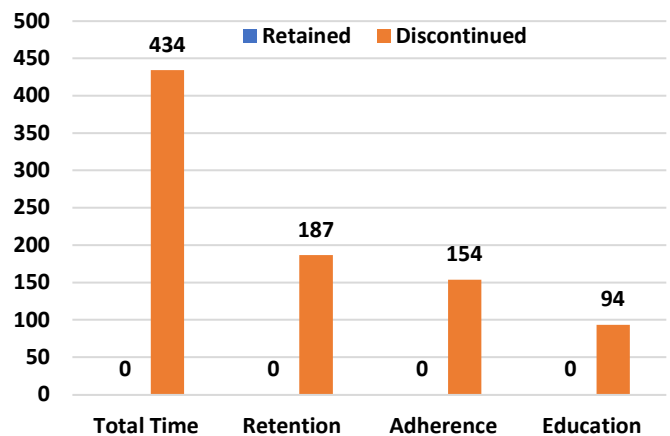
Retention and Adherence

43% of clients were retained in PrEP services at St Mary Medical for ≥6 months (n=100)

Average Number of Months Retained on PrEP



Mean Time (in Minutes) Spent with PrEP Clients by Type of Activity (n=281)



Top Reasons for Discontinuation (n=250)

1. Transition to primary care (81%)
2. Moved out of Jurisdiction (16%)
3. Decreased HIV Risk (2%)

MSM=Men who have sex with men; TGP=Transgender persons; HET=Heterosexual; PWID; Persons who inject drugs; NHOPi=Native Hawaiian and Other Pacific Islander; AI/AN=American Indian/Alaska Native



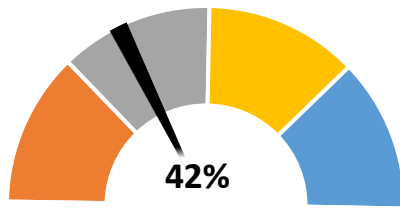


TARZANA TREATMENT CENTER PrEP CONTRACT PERFORMANCE INDICATORS

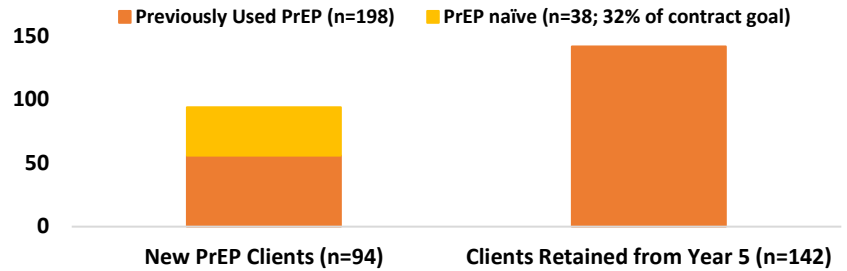
Enrollment

236 clients were prescribed PrEP between July 1, 2020-June 30, 2021

Proportion of Contract Service Goal Achieved

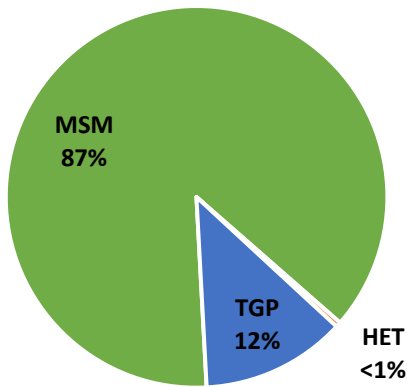


Number of Clients Enrolled in DHSP Contracted Services

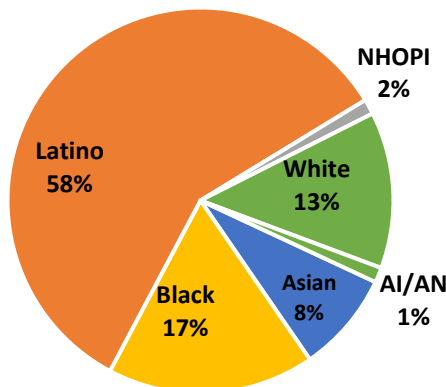


PrEP Client Demographics and Indicators

HIV Risk Category



Race Ethnicity



Top PrEP Indicators

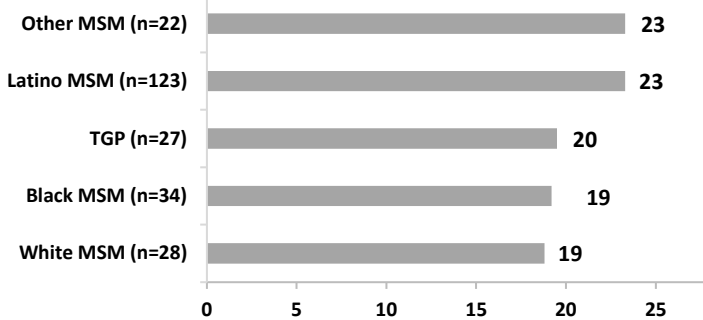
1. Multiple Partners with Unknown HIV Status
2. Condomless Anal Receptive Sex
3. Anogenital STD in Past 12-Months

31%
of clients were adolescents or young adults
< 30 years of age

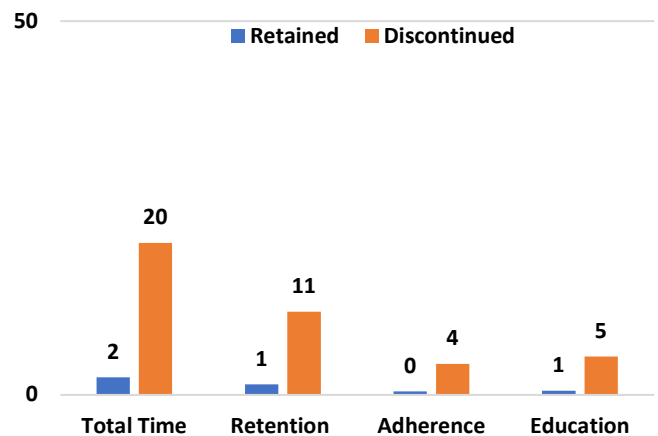
Retention and Adherence

79% of clients were retained in PrEP services at Tarzana Treatment Center for ≥ 6 months (n=157)

Average Number of Months Retained on PrEP



Mean Time (in Minutes) Spent with PrEP Clients by Type of Activity (n=236)



Top Reasons for Discontinuation (n=250)

1. Lost to Follow Up (52%)
2. Decreased HIV Risk (18%)
3. Transition to primary care (16%)

MSM=Men who have sex with men; TGP=Transgender persons; HET=Heterosexual; PWID; Persons who inject drugs; NHOPi=Native Hawaiian and Other Pacific Islander; AI/AN=American Indian/Alaska Native

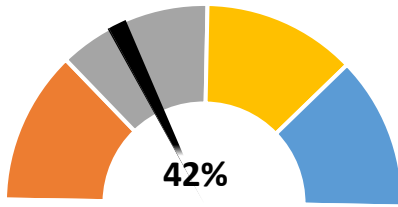


VIA CARE PrEP CONTRACT PERFORMANCE INDICATORS

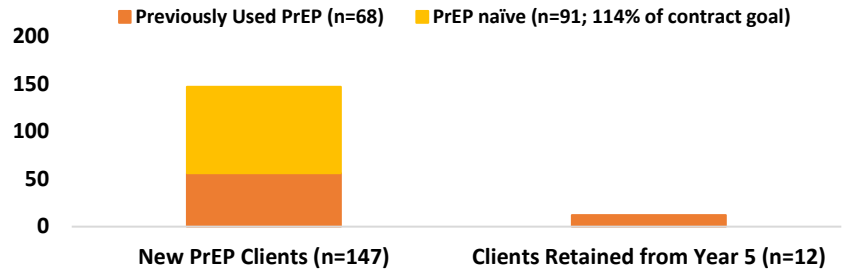
Enrollment

159 clients were prescribed PrEP between July 1, 2020-June 30, 2021

Proportion of Contract Service Goal Achieved

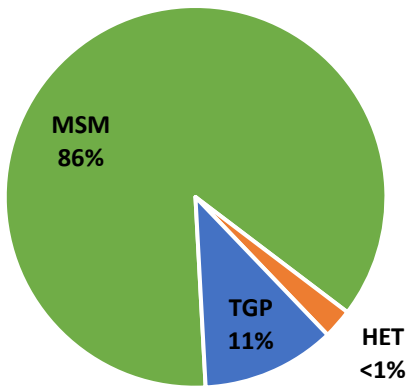


Number of Clients Enrolled in DHSP Contracted Services

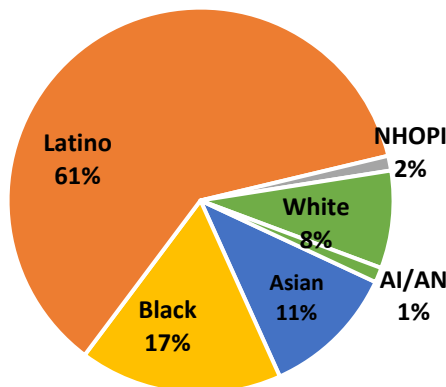


PrEP Client Demographics and Indicators

HIV Risk Category



Race Ethnicity



Top PrEP Indicators

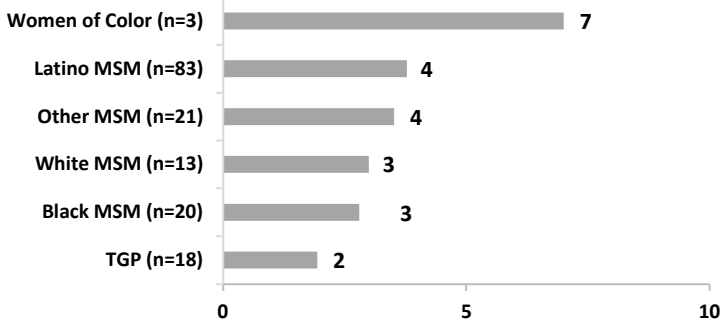
1. Multiple Partners with Unknown HIV Status
2. Condomless Anal Receptive Sex
3. Anogenital STD in Past 12-Months

38%
of clients were adolescents or young adults
< 30 years of age

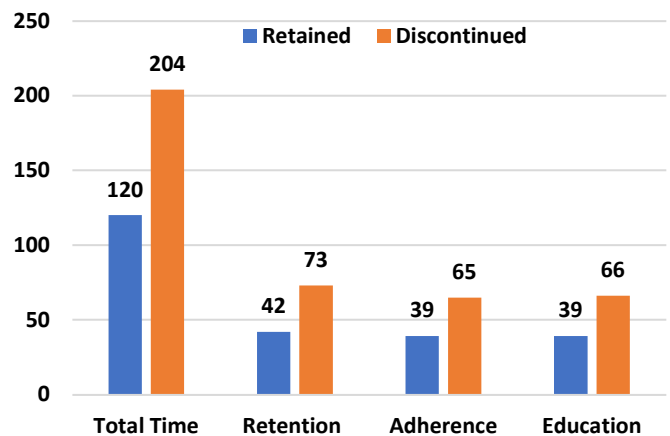
Retention and Adherence

34% of clients were retained in PrEP services at Via Care for ≥ 6 months (n=31)

Average Number of Months Retained on PrEP



Mean Time (in Minutes) Spent with PrEP Clients by Type of Activity (n=159)



Top Reasons for Discontinuation (n=48)

1. Lost to Follow Up (36%)
2. Difficulty with PrEP Adherence (31%)
3. Change in Program Eligibility (4%)

MSM=Men who have sex with men; TGP=Transgender persons; HET=Heterosexual; PWID; Persons who inject drugs; NHOPI=Native Hawaiian and Other Pacific Islander; AI/AN=American Indian/Alaska Native

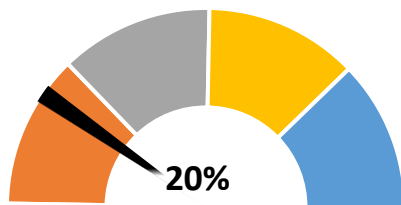


WATTS HEALTHCARE PrEP CONTRACT PERFORMANCE INDICATORS

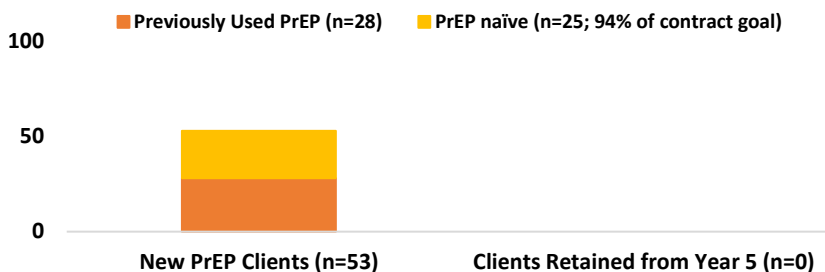
Enrollment

53 Clients prescribed PrEP between July 1, 2020-June 30, 2021

Proportion of Contract Service Goal Achieved

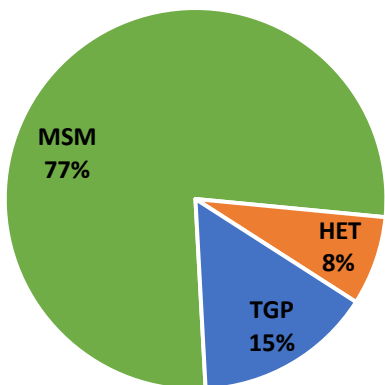


Number of Clients Enrolled in DHSP Contracted Services

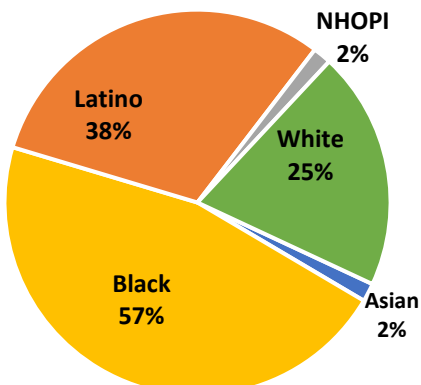


PrEP Client Demographics and Indicators

HIV Risk Category



Race Ethnicity



Top PrEP Indicators

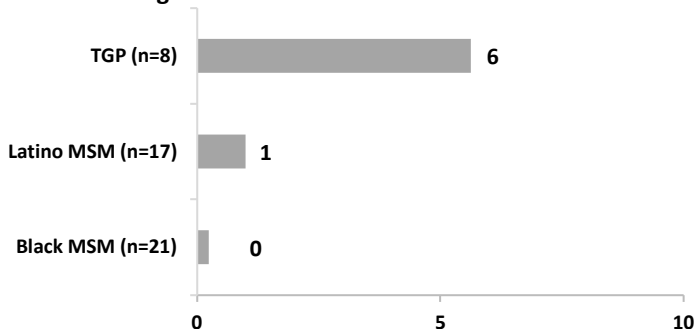
1. Multiple Partners with Unknown HIV Status
2. Condomless Anal Receptive Sex
3. Anogenital STD in Past 12-Months

53%
of clients were adolescents or young adults
< 30 years of age

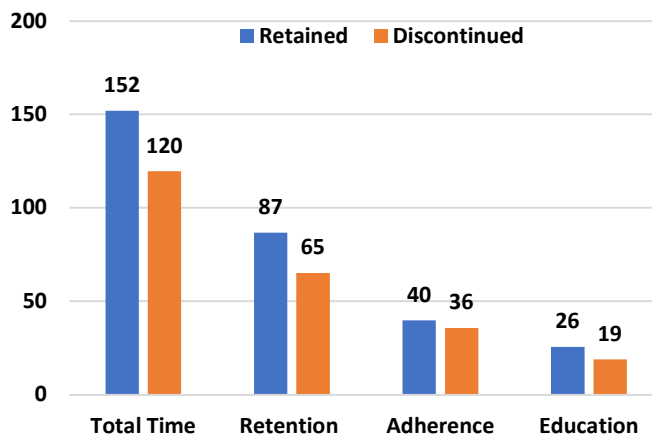
Retention and Adherence

13% of clients were retained in PrEP services at Watt's Healthcare for >6 months (n=5)

Average Number of Months Retained on PrEP



Mean Time (in Minutes) Spent with PrEP Clients by Type of Activity (n=53)



Top Reasons for Discontinuation (n=35)

1. Lost to Follow Up (100%)

MSM=Men who have sex with men; TGP=Transgender persons; HET=Heterosexual; PWID; Persons who inject drugs; NHOPI=Native Hawaiian and Other Pacific Islander; AI/AN=American Indian/Alaska Native

