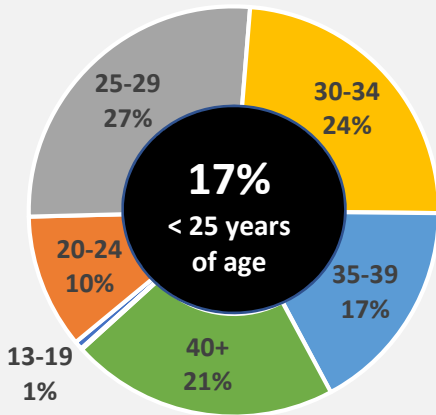
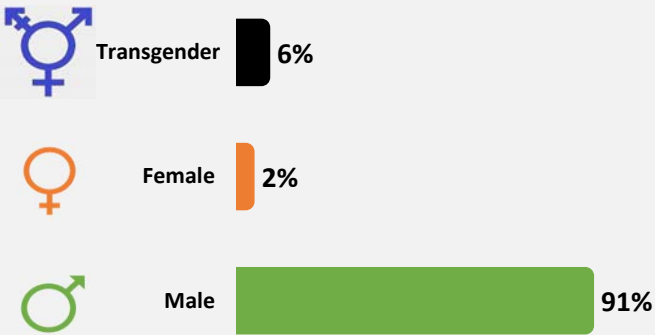




LOS ANGELES COUNTY CENTERS OF EXCELLENCE: PrEP and PEP ENROLLMENT, CONTRACT QUARTERS 1-3 (SEPT. 30, 2018-AUG. 31, 2019)

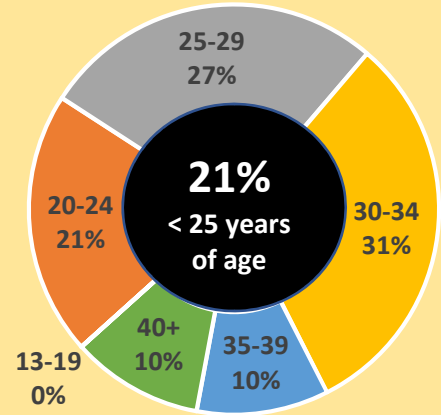
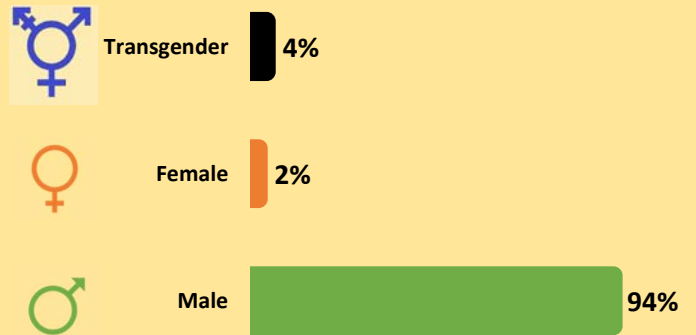
PrEP (n=1492)

56% of PrEP Clients Self-Referred



PEP (n=48)

69% of PEP Clients Self-Referred



Average number of partners at intake



Top 3 PrEP Indicators

1. Multiple Partners
2. Condomless Receptive Sex
3. Anogenital STD or Syphilis

Top 3 PEP Indicators

1. Multiple Partners
2. Condomless Receptive Sex
3. HIV+ Partner

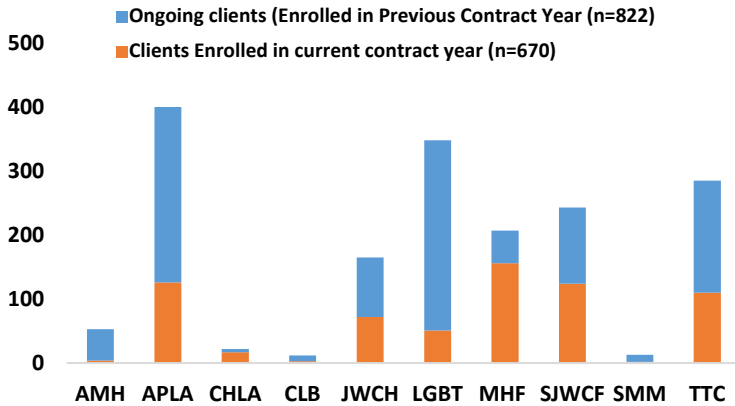




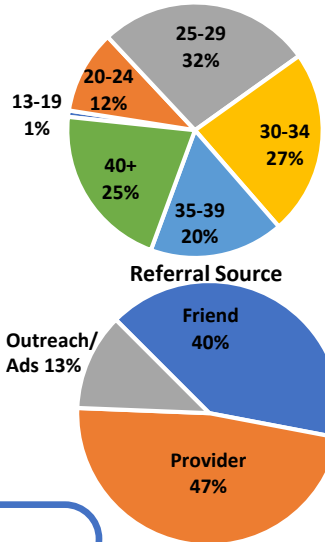
PrEP Client Demographics

1492 were prescribed PrEP in contract quarters 1-3 (September 30, 2018-August 31, 2019)*

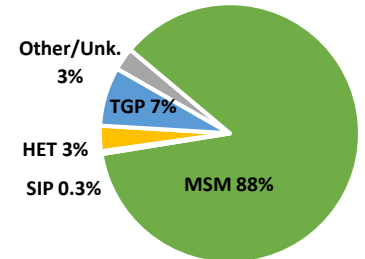
Number of Clients Served in Contract Year 4 by Clinic



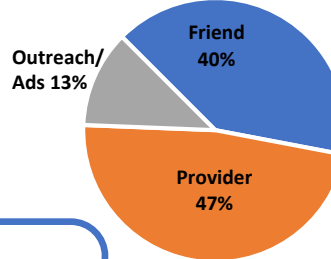
Age Group (in years)



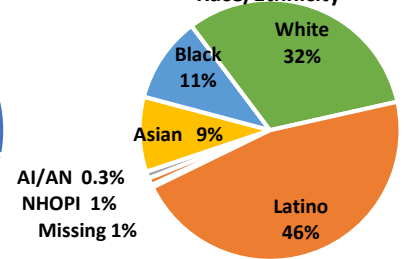
HIV Risk Group



Referral Source



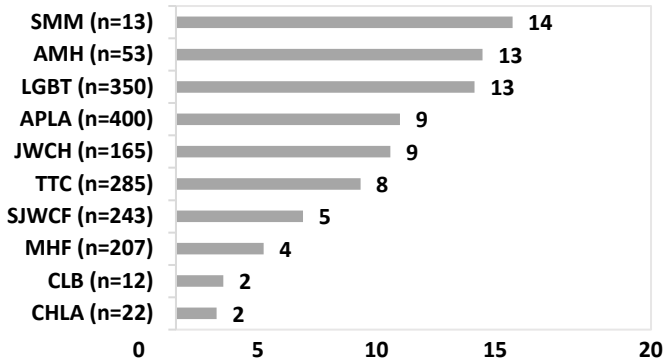
Race/Ethnicity



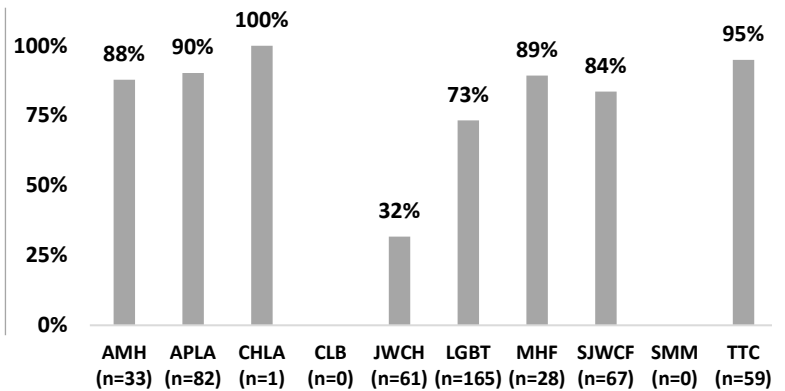
Retention and Adherence

55% of clients were retained in PrEP services at a COE clinic for ≥ 6 months (n=1,012)

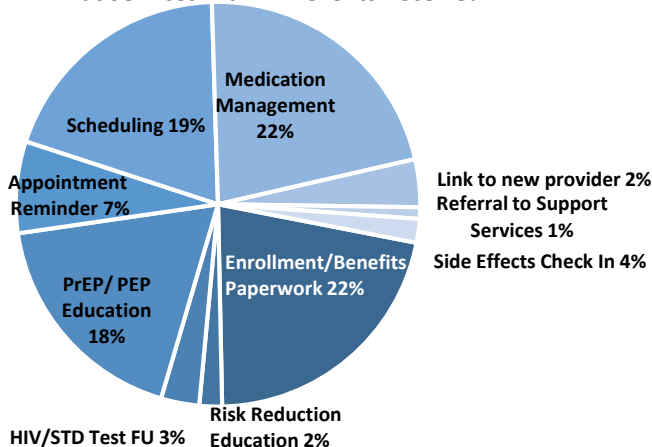
Retention: Average Number of Months in DHSP-Funded PrEP Services Range 0-26 Months



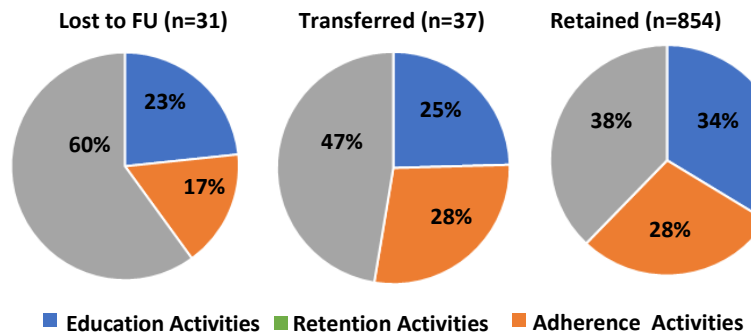
Adherence: Percent of Clients Who Reported Taking ≥ 3 PrEP Doses in Past 4 Days at 6-Months Follow Up (FU)



What Services Did PrEP Clients Receive?



Service Activities by Retention Outcome



AMH=AltaMed; APLA=APLA; CHLA=Children's Hospital LA; CLB=City of Long Beach; JWCH=John Wesley Health Center; LGBT=LA LGBT Center; MHF=Men's Health Foundation; SJWCF=St. Johns Well Child and Family Center; SMM=St. Mary Medical Center; TTC=Tarzana Treatment Center; MSM=Men who have sex with men; HET=Heterosexual; TGP=Transgender persons; SIP=Shares Injection Paraphanelia; AI/AN=American Indian or Alaska Native; NHOPI=Native Hawaiian or other Pacific Islander

Preliminary data as of October 18, 2019. Trends may change as more clients are reported.





**LOS ANGELES COUNTY CENTERS OF EXCELLENCE:
PrEP ENROLLMENT, ADHERENCE AND RETENTION,
CONTRACT QUARTERS 1-3 (SEPT. 30, 2018-AUG. 31, 2019)**

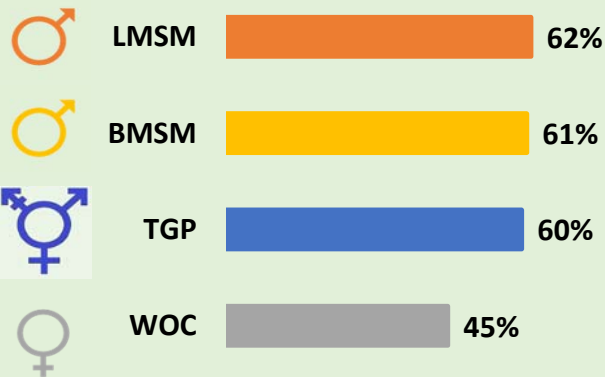
Self-Identified (n=828)

Physician Referred (n=1493)

Screening and Enrollment

Self-identified clients were significantly less likely to initiate PrEP*

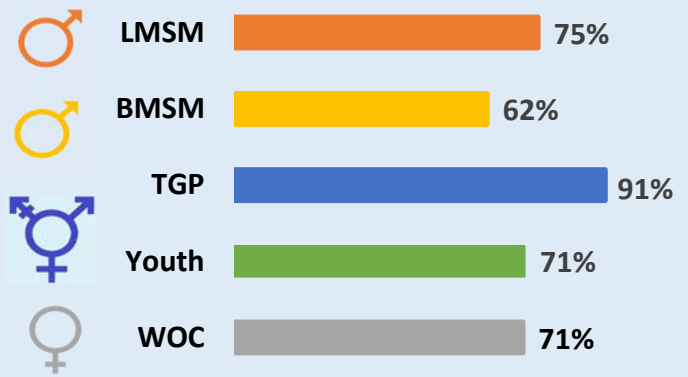
57% of Screened Clients Initiated PrEP



51%

of screened clients age 16-24 years

73% of Screened Clients Initiated PrEP



71%

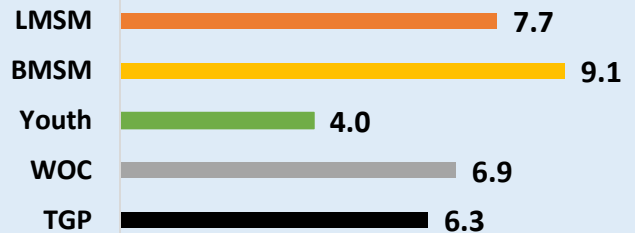
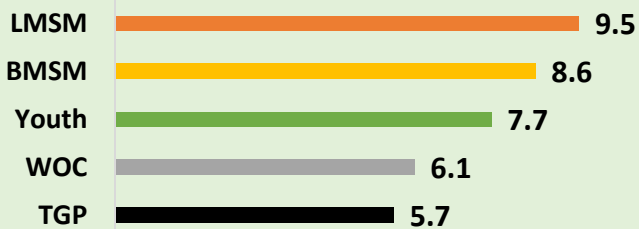
of screened clients age 16-24 years

*(p<0.01)

Retention

There was no difference in PrEP retention between self-identified and provider referred clients

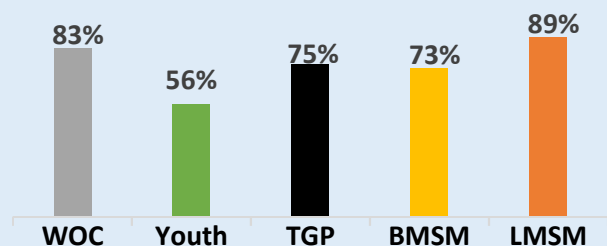
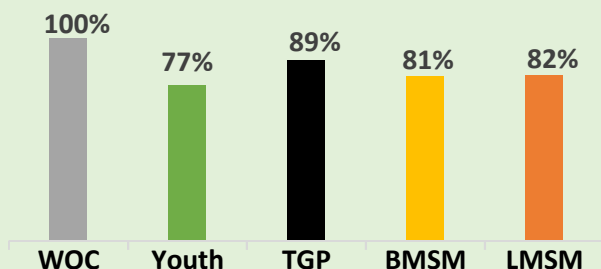
Retention: Average Number of Months in DHSP-Funded PrEP Services (range 0-26)



Adherence

Over 80% of clients seen at 6-months reported good adherence to PrEP (≥ 3 doses in past 4 days)

Adherence: Percent of Clients Who Reported Taking ≥ 3 PrEP Doses in Past 4 Days at 6-Months Follow Up (FU)



LMSM=Latino Men who have sex with men; BMSM=Black/African American men who have sex with men; TGP=Transgender persons; WOC=Cisgender women of color

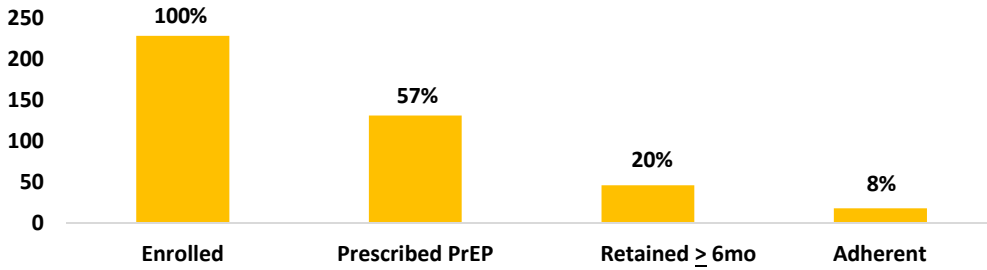
Preliminary data as of October 18, 2019. Trends may change as more clients are reported.



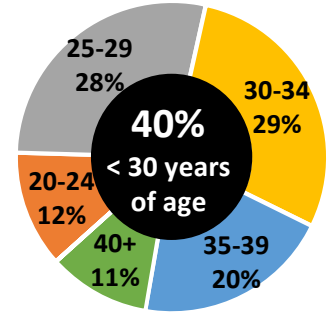


LOS ANGELES COUNTY CENTERS OF EXCELLENCE: PrEP ENGAGEMENT AMONG PRIORITY POPULATIONS CONTRACT QUARTER 1-3 (SEPT. 30, 2018-AUG. 31, 2019)

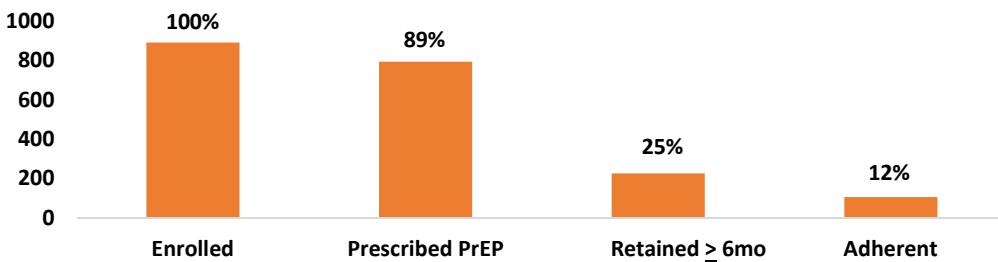
Black MSM (n=228)



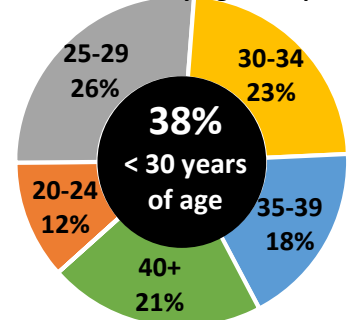
Black MSM by Age Group



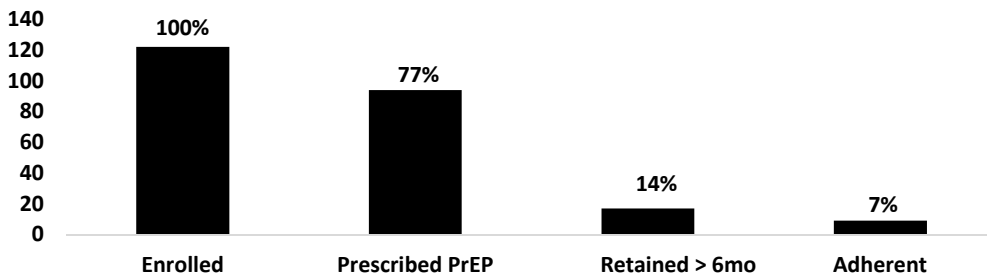
Latino MSM (n=891)



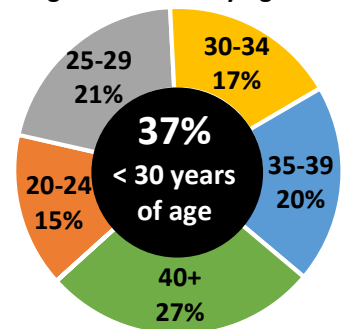
Latino MSM by Age Group



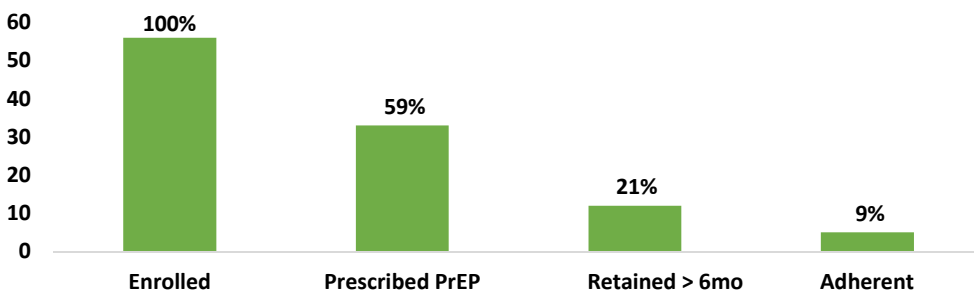
Transgender Persons* (n=122)



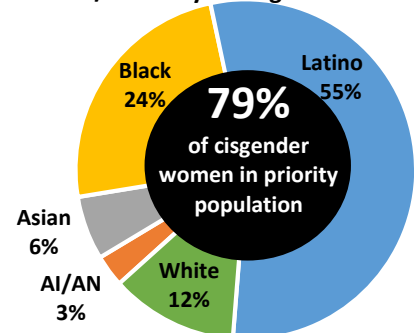
Transgender Clients by Age Group



Cisgender Women (n=54)



Race/Ethnicity of Cisgender Women



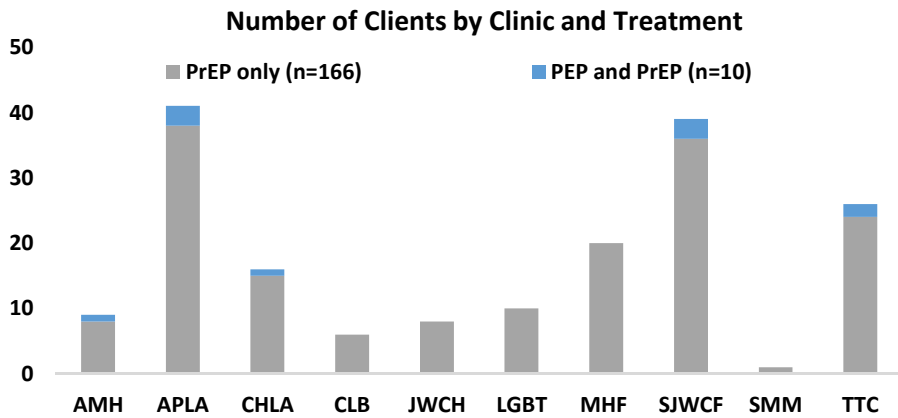
*Transgender persons includes 87% transgender women, 11% transgender men and 2% who reported other gender identities



LOS ANGELES COUNTY CENTERS OF EXCELLENCE: ADOLESCENTS AND YOUNG ADULTS ON PrEP

Screening and Enrollment

176 clients age 13-24 years screened for biomedical HIV prevention in contract quarters 1-3 (Sept. 30, 2018-Aug. 31, 2019)



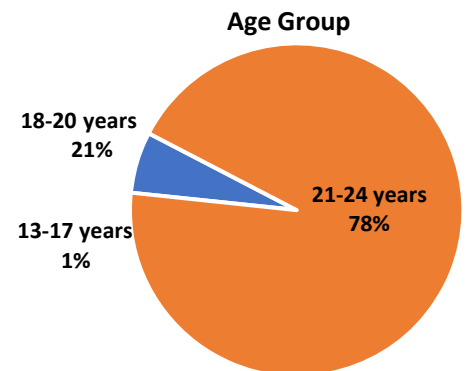
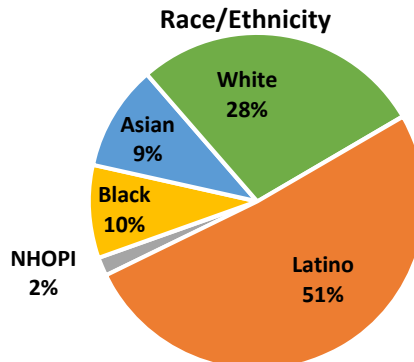
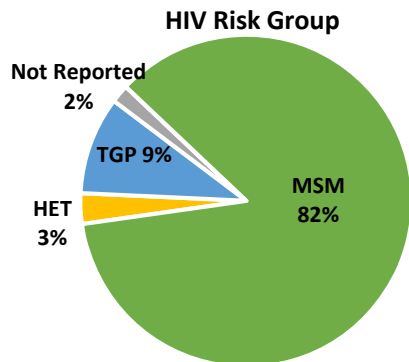
Top 3 indicators for PrEP

1. Multiple Partners
2. Condomless Receptive
3. Anogenital STD/Syphilis

Top 3 indicators for PEP

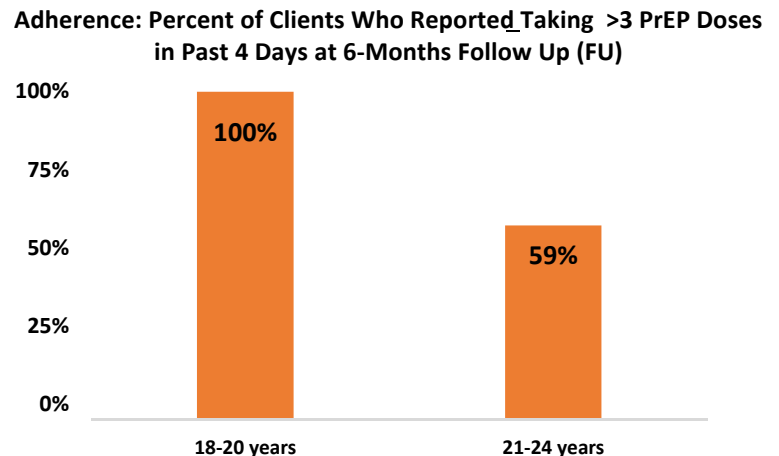
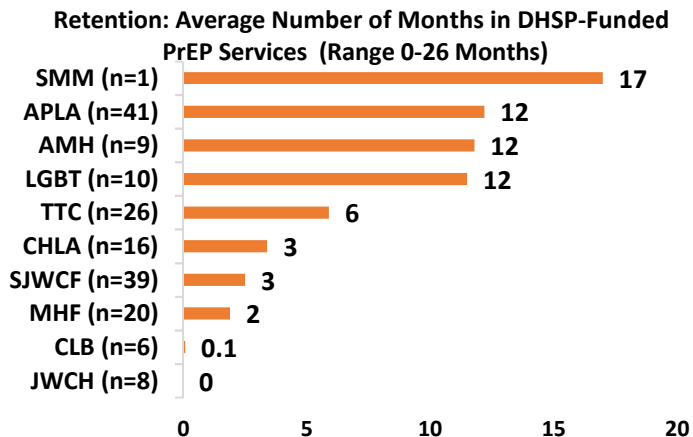
1. Multiple Partners
2. Condomless Receptive
3. Partner Living with HIV

PrEP Client Demographics



Retention and Adherence

41% of young clients were retained in PrEP services at a COE clinic for ≥ 6 months (n=168)



AMH=AltaMed; APLA=APLA; CHLA=Children's Hospital LA; CLB=City of Long Beach; JWCH=John Wesley Health Center; LGBT=LA LGBT Center; MHF=Men's Health Foundation; SJWCF=St. Johns Well Child and Family Center; SMM=St. Mary's Medical Center; TTC=Tarzana Treatment Center



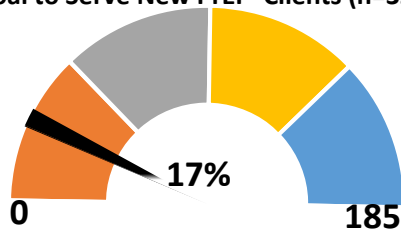


ALTAMED PrEP CONTRACT PERFORMANCE INDICATORS

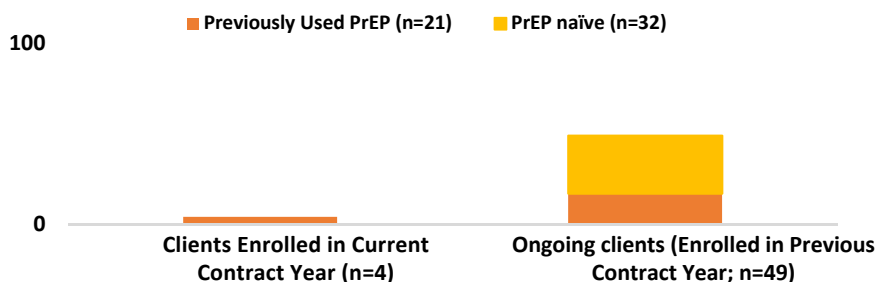
Screening and Enrollment

53 Clients were prescribed PrEP in contract quarters 1-3 (September 30, 2018 - August 31, 2019)

Progress Towards Achievement of Contract Goal to Serve New PrEP Clients (n=32)

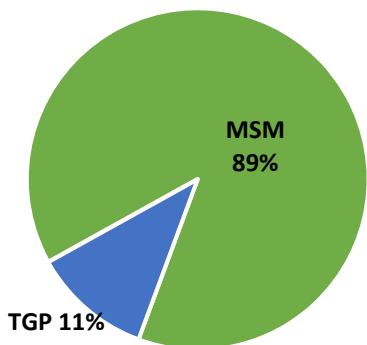


Number of Clients Enrolled in DHSP Contracted Services

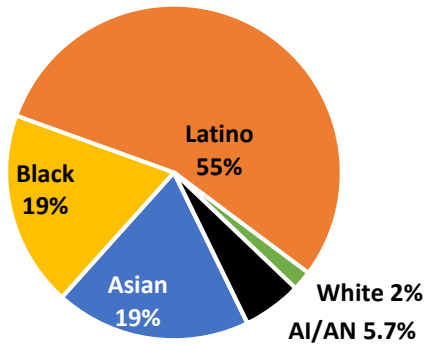


PrEP Client Demographics and Indicators

HIV Risk Category



Race Ethnicity



Top PrEP Indicators

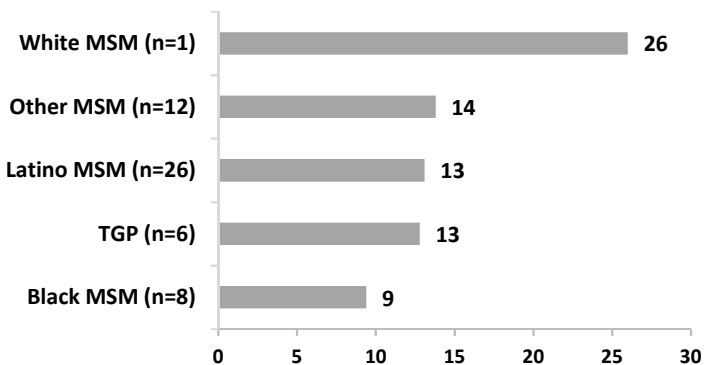
1. Multiple Partners with Unknown HIV Status
2. Condomless Anal Receptive Sex
3. Partner Living with HIV

40%
of clients were adolescents or young adults < 30 years of age

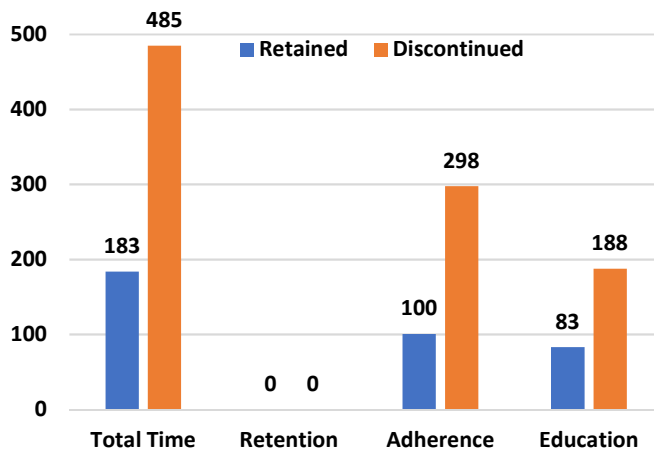
Retention and Adherence

80% of clients were retained in PrEP services at AltaMed for ≥ 6 months (n=49)

Retention: Average Number of Months in DHSP-Funded PrEP Services



Mean Time (in Minutes) Spent with PrEP Clients by Type of Activity (n=27)



Top Reasons for Discontinuation (n=22)

1. Lost to follow up (82%)
2. Transition to another provider (14%)
3. Difficulty with medication adherence (5%)

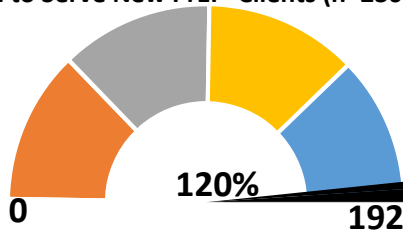


APLA PrEP CONTRACT PERFORMANCE INDICATORS

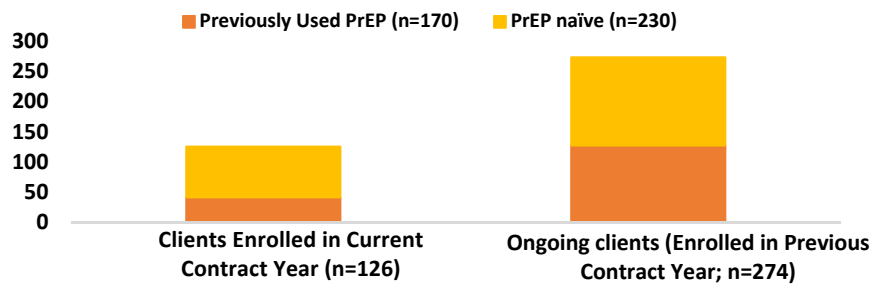
Screening and Enrollment

400 Clients prescribed PrEP in contract quarters 1-3 (September 30, 2018 - August 31, 2019)

Progress Towards Achievement of Contract Goal to Serve New PrEP Clients (n=230)

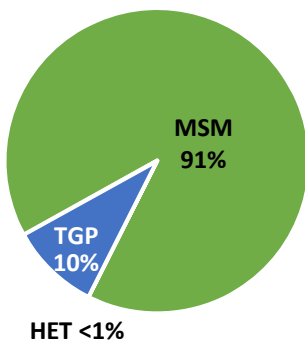


Number of Clients Enrolled in DHSP Contracted Services

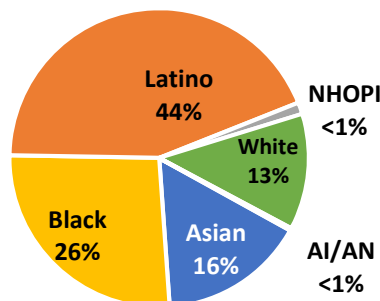


PrEP Client Demographics and Indicators

HIV Risk Category



Race Ethnicity



Top PrEP Indicators

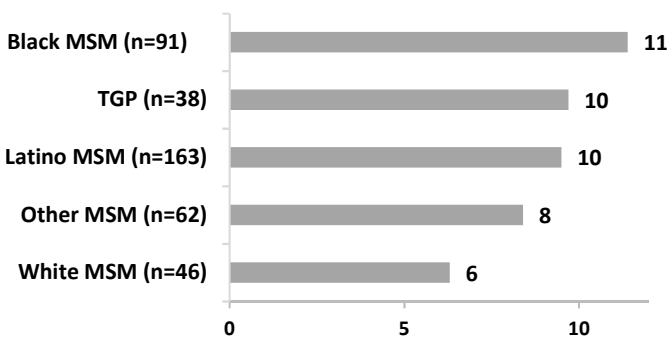
- Multiple Partners with Unknown HIV Status
- Condomless Anal Receptive Sex
- Sex Partner is living with HIV

42% of clients were adolescents or young adults < 30 years of age

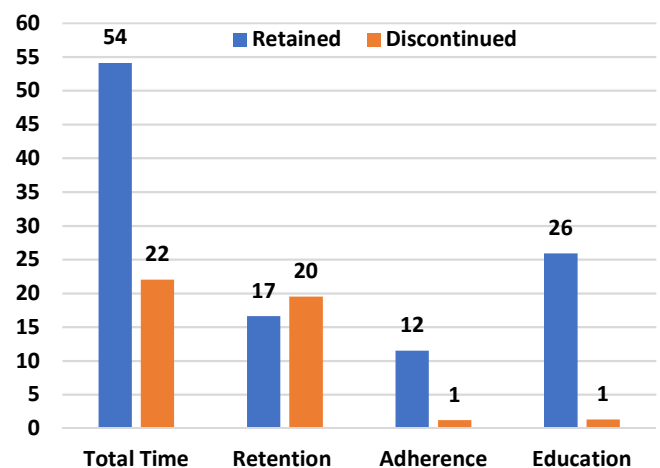
Retention and Adherence

68% of clients were retained in PrEP services at APLA for ≥ 6 months (n=318)

Retention: Average Number of Months in DHSP-Funded PrEP Services



Mean Time (in Minutes) Spent with PrEP Clients by Type of Activity (n=311)



Top Reasons for Discontinuation (n=145)

- Transition to primary care (39%)
- Lost to follow up (31%)
- HIV risk decreased (22%)

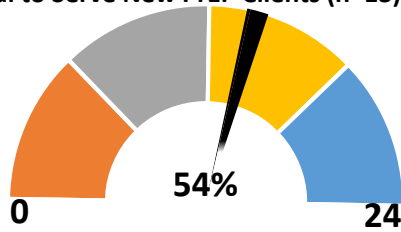


CHLA PrEP CONTRACT PERFORMANCE INDICATORS

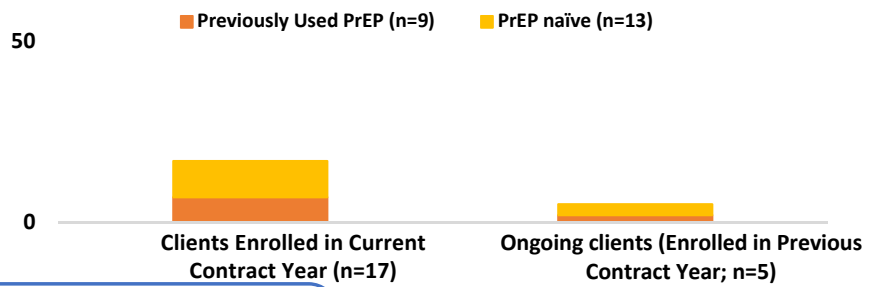
Screening and Enrollment

22 Clients were prescribed PrEP in contract quarters 1-3 (September 30, 2018 - August 31, 2019)

Progress Towards Achievement of Contract Goal to Serve New PrEP Clients (n=13)

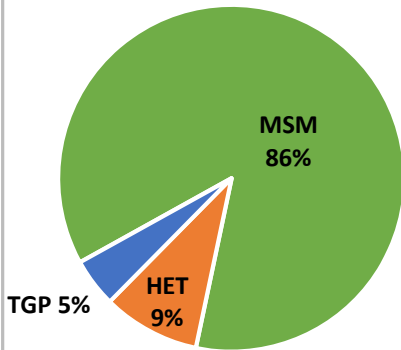


Number of Clients Enrolled in DHSP Contracted Services

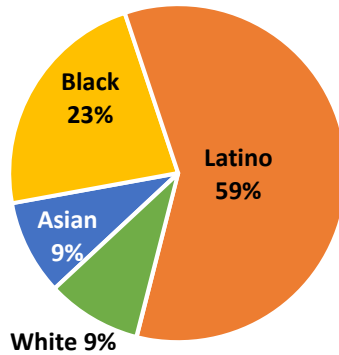


PrEP Client Demographics and Indicators

HIV Risk Category



Race Ethnicity



Top PrEP Indicators

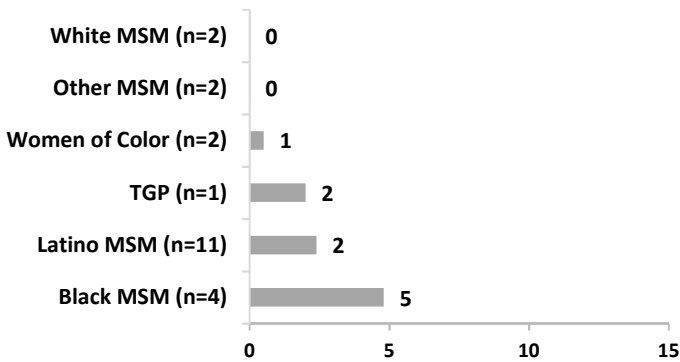
1. Multiple Partners
2. Condomless Anal Receptive Sex
3. Sex Partner is living with HIV

100%
of clients were adolescents or young adults < 30 years of age

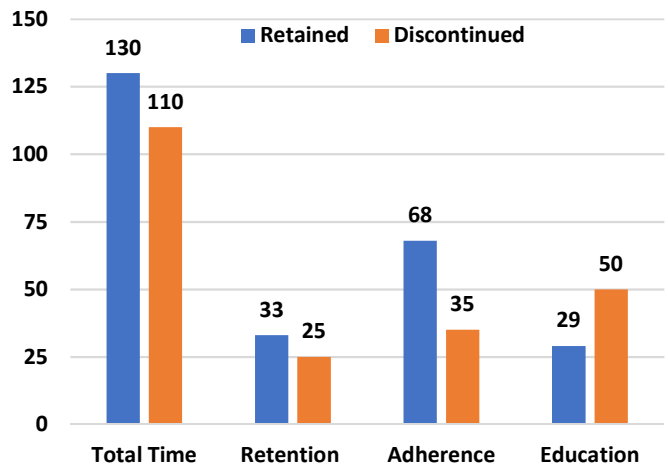
Retention and Adherence

17% of clients were retained in PrEP services at CHLA for ≥6 months (n=6)

Retention: Average Number of Months in DHSP-Funded PrEP Services



Mean Time (in Minutes) Spent with PrEP Clients by Type of Activity (n=22)



Top Reasons for Discontinuation (n=2)

1. Client transitioned to primary care provider (50%)
2. Difficulty with medication adherence (50%)

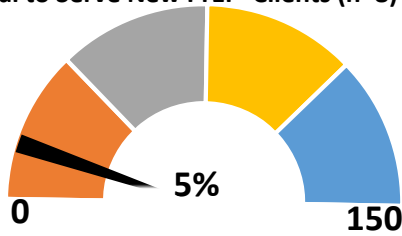


CITY OF LONG BEACH PrEP CONTRACT PERFORMANCE INDICATORS


Screening and Enrollment

12 Clients were prescribed PrEP in contract quarters 1-3 (September 30, 2018 - August 31, 2019)

Progress Towards Achievement of Contract Goal to Serve New PrEP Clients (n=8)

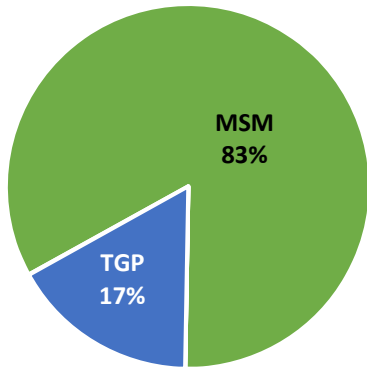


Number of Clients Enrolled in DHSP Contracted Services

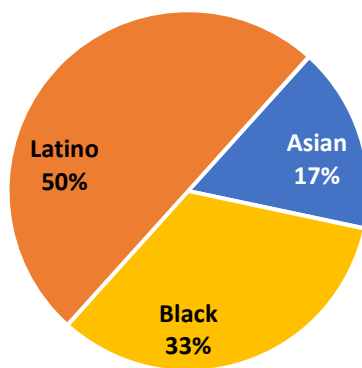


PrEP Client Demographics and Indicators

HIV Risk Category



Race Ethnicity



Top PrEP Indicators

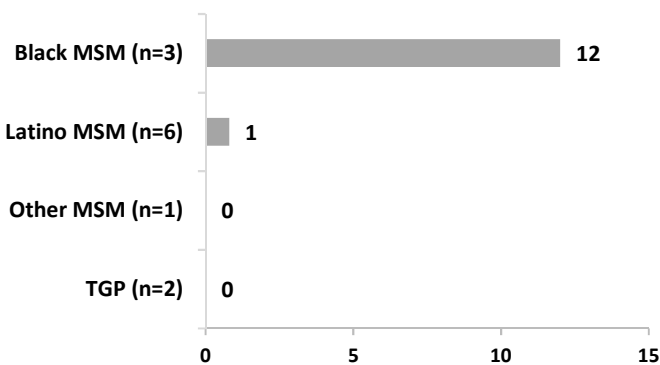
- Multiple Partners with Unknown HIV Status
- Condomless Anal Receptive Sex
- Sex Partner is living with HIV

17%
of clients were adolescents or young adults < 30 years of age

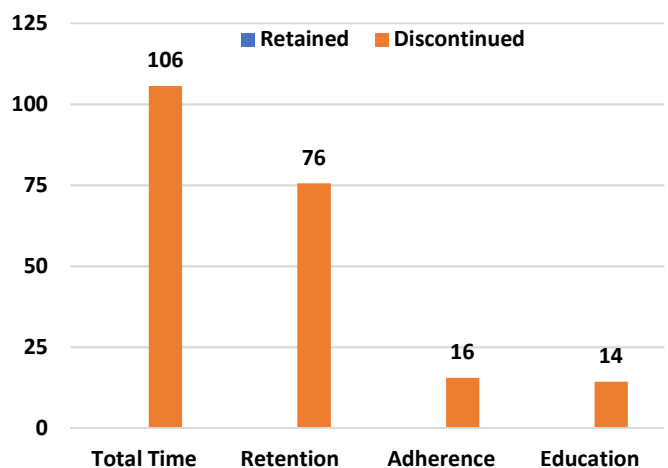
Retention and Adherence

11% of clients were retained in PrEP services at City of Long Beach Clinic for ≥ 6 months (n=9)

Retention: Average Number of Months in DHSP-Funded PrEP Services



Mean Time (in Minutes) Spent with PrEP Clients by Type of Activity (n=8)



Top Reasons for Discontinuation (n=10)

- Transition to Another Provider (40%)
- Difficulty with medication adherence (40%)
- Client lost to follow up (10%)

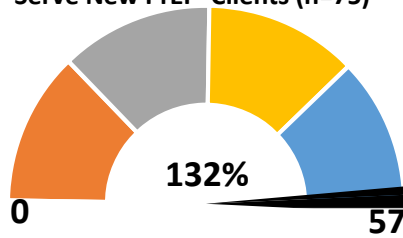


JWCH PrEP CONTRACT PERFORMANCE INDICATORS

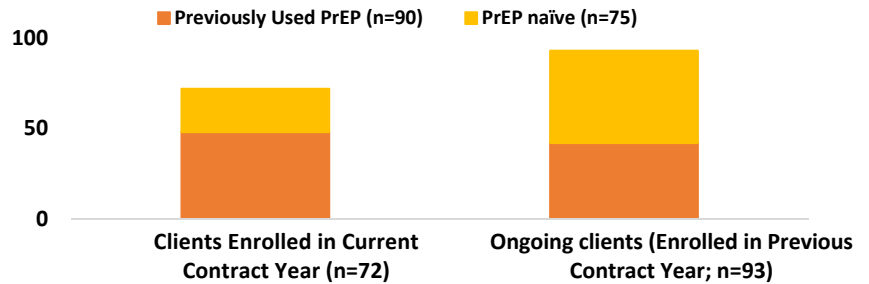
Screening and Enrollment

165 Clients prescribed PrEP in contract quarters 1-3 (September 30, 2018 - August 31, 2019)

Progress Towards Achievement of Contract Goal to Serve New PrEP Clients (n=75)

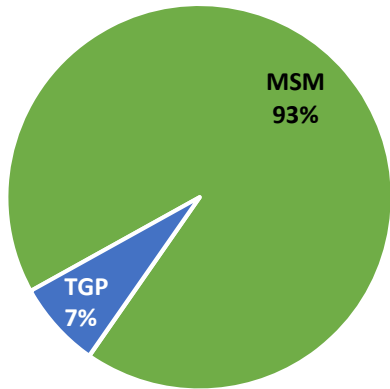


Number of Clients Enrolled in DHSP Contracted Services

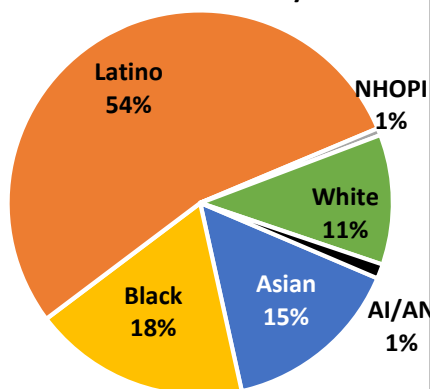


PrEP Client Demographics and Indicators

HIV Risk Category



Race Ethnicity



Top PrEP Indicators

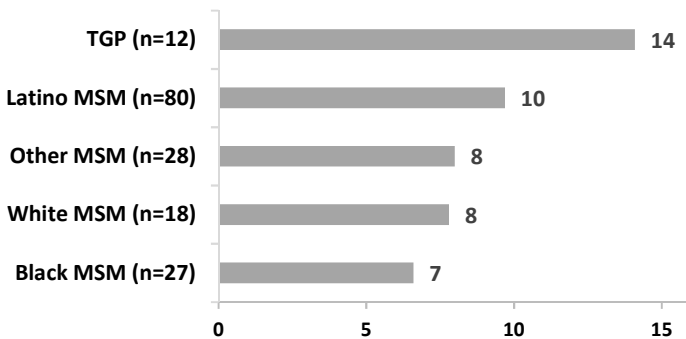
1. Condomless Anal Receptive Sex
2. Multiple Partners with Unknown HIV Status
3. Partner is living with HIV

33%
of clients were adolescents or young adults < 30 years of age

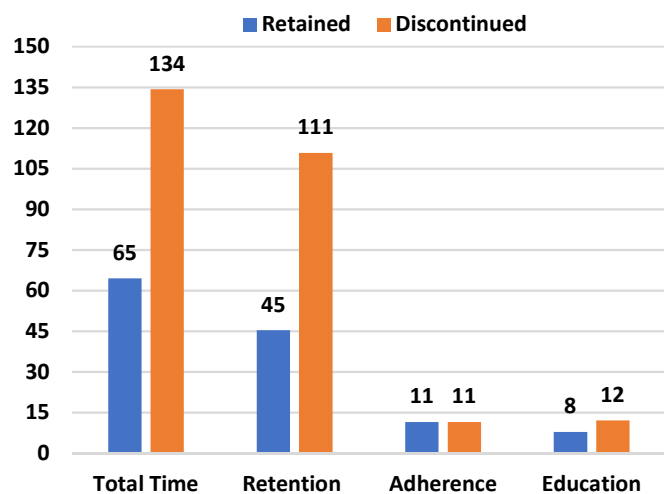
Retention and Adherence

78% of were retained in PrEP services at JWCH for ≥6 months (n=113)

Retention: Average Number of Months in DHSP-Funded PrEP Services



Mean Time (in Minutes) Spent with PrEP Clients by Type of Activity (n=102)



Top Reasons for Discontinuation (n=40)

1. Lost to follow up (9%)
2. Transitioned to another provider (85%)
3. Difficulty with medication adherence (7%)



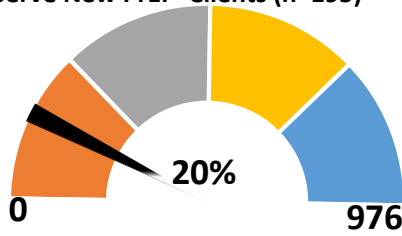
LGBT CENTER

PrEP CONTRACT PERFORMANCE INDICATORS

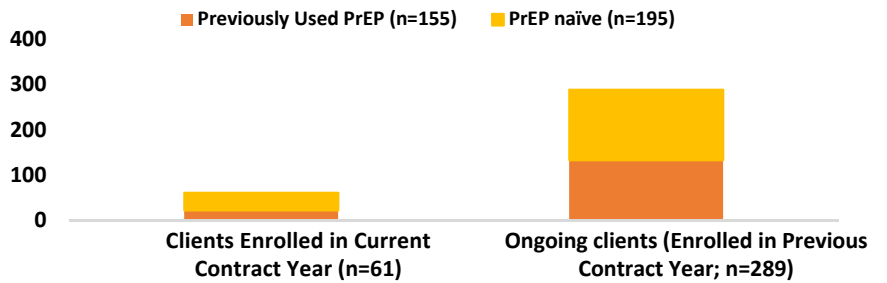
Screening and Enrollment

350 Clients were prescribed PrEP in contract quarters 1-3 (September 30, 2018 - August 31, 2019)

Progress Towards Achievement of Contract Goal to Serve New PrEP Clients (n=195)

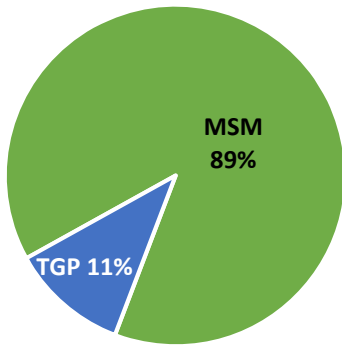


Number of Clients Enrolled in DHSP Contracted Services

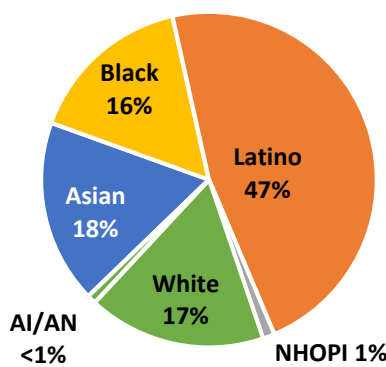


PrEP Client Demographics and Indicators

HIV Risk Category



Race Ethnicity



Top PrEP Indicators

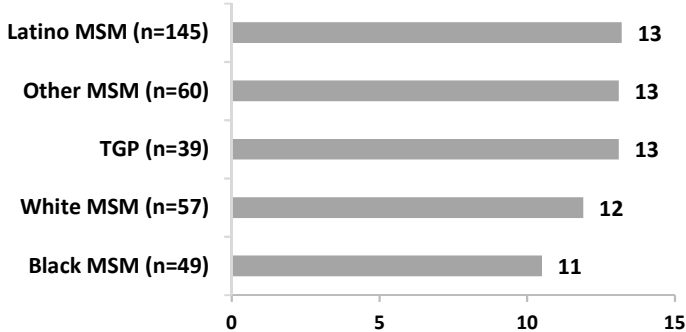
1. Multiple Partners with Unknown HIV Status
2. Condomless Anal Receptive Sex
3. Anogenital STD in Past 12-Months

34%
of clients were adolescents or young adults < 30 years of age

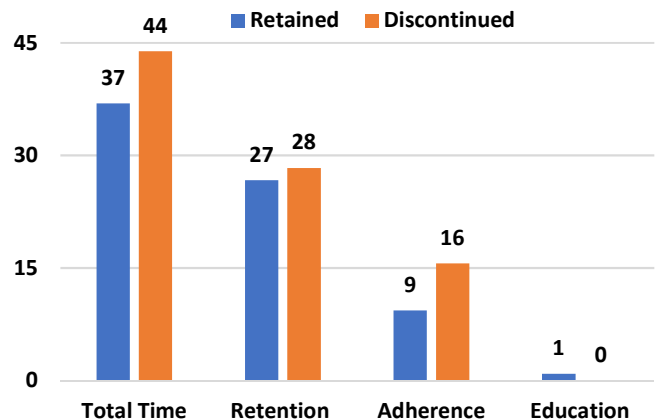
Retention and Adherence

79% of clients were retained in PrEP services at LGBT Center for ≥ 6 months (n=303)

Retention: Average Number of Months in DHSP-Funded PrEP Services



Mean Time (in Minutes) Spent with PrEP Clients by Type of Activity (n=221)



Top Reasons for Discontinuation (n=101)

1. Lost to follow up (76%)
2. Difficulty with medication adherence (13%)
3. Client transitioned to another provider (7%)



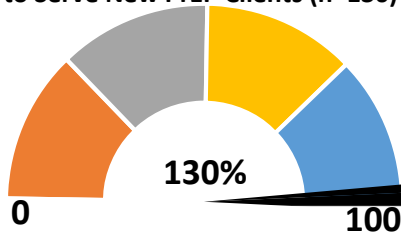
MEN'S HEALTH FOUNDATION

PrEP CONTRACT PERFORMANCE INDICATORS

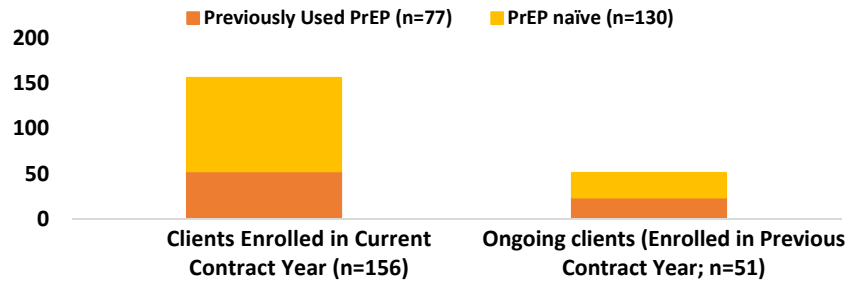
Screening and Enrollment

207 Clients prescribed PrEP in contract quarter 1-3 (September 30, 2018 - August 31, 2019)

Progress Towards Achievement of Contract Goal to Serve New PrEP Clients (n=130)

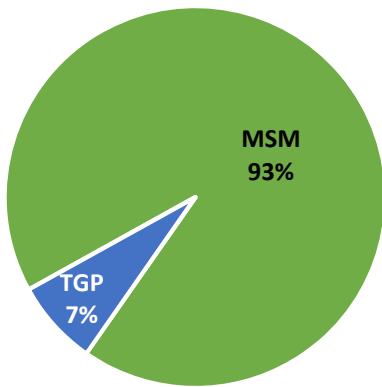


Number of Clients Enrolled in DHSP Contracted Services

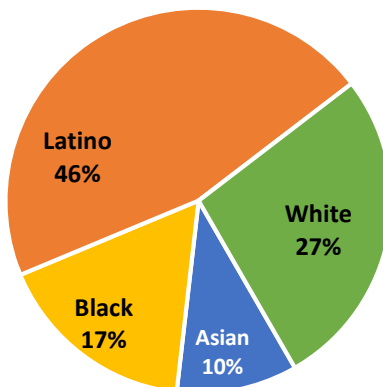


PrEP Client Demographics and Indicators

HIV Risk Category



Race Ethnicity



Top PrEP Indicators

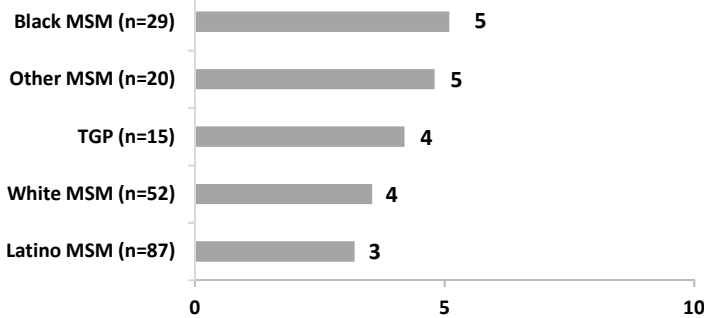
1. Multiple Partners with unknown HIV Status
2. Condomless Anal Receptive Sex
3. Anogenital STD in Past 12-months

37%
of clients were adolescents or young adults < 30 years of age

Retention and Adherence

45% of were retained in PrEP services at Men's Health Foundation for ≥6 months (n=87)

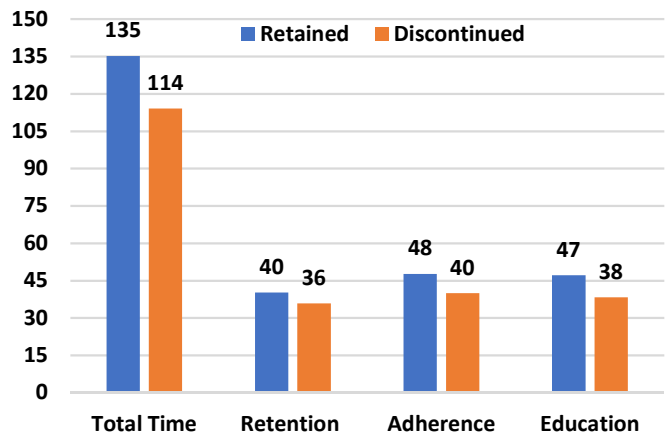
Retention: Average Number of Months in DHSP-Funded PrEP Services



Top Reasons for Discontinuation (n=54)

1. Lost to follow up (87%)
2. Transition to primary care (11%)
3. Difficulty with medication adherence (2%)

Mean Time (in Minutes) Spent with PrEP Clients by Type of Activity (n=148)



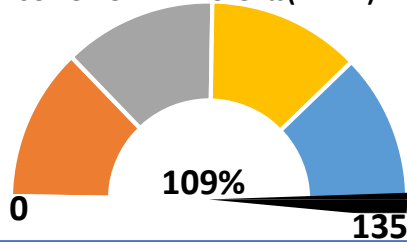


ST. JOHN FAMILY WELLNESS CENTER PrEP CONTRACT PERFORMANCE INDICATORS

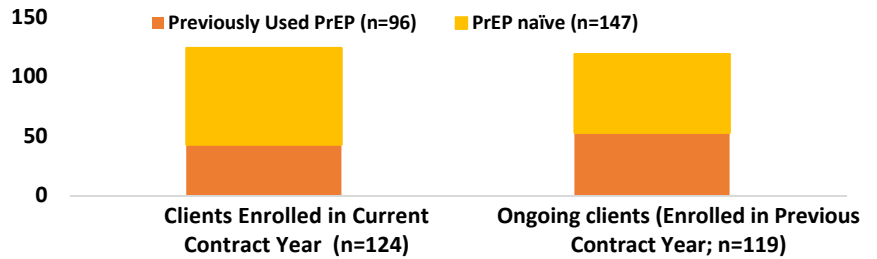
Screening and Enrollment

243 Clients prescribed PrEP in contract quarters 1-3 (September 30, 2018 - August 31, 2019)

Progress Towards Achievement of Contract Goal to Serve New PrEP Clients (n=147)

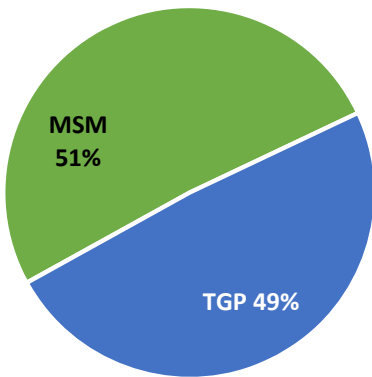


Number of Clients Enrolled in DHSP Contracted Services

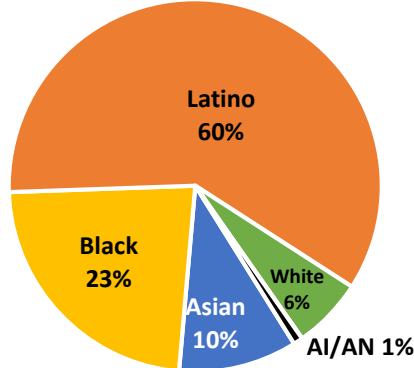


PrEP Client Demographics and Indicators

HIV Risk Category



Race Ethnicity



Top PrEP Indicators

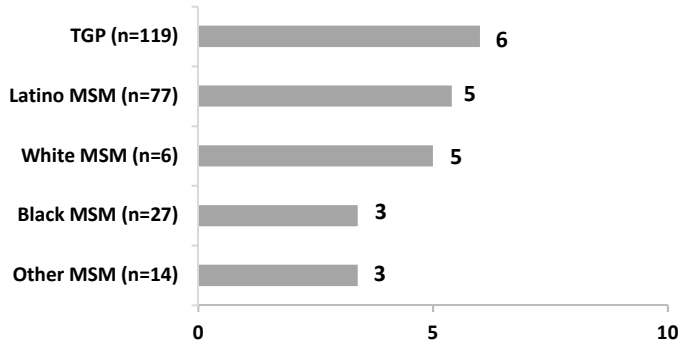
- Multiple Partners with Unknown HIV Status
- Condomless Anal Receptive Sex
- Partner is living with HIV

43%
of clients were adolescents or young adults < 30 years of age

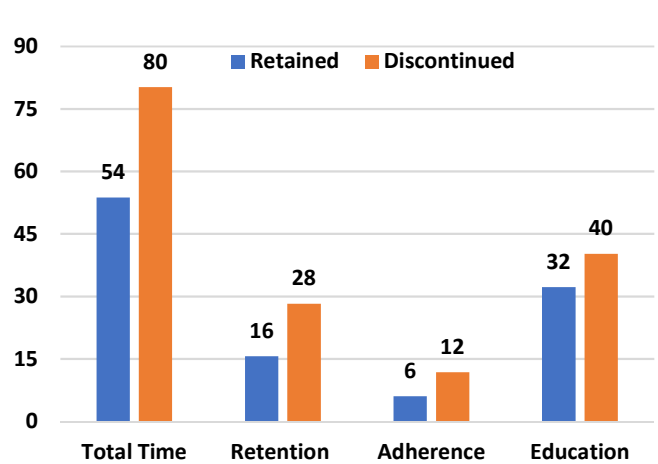
Retention and Adherence

39% of were retained in PrEP services at St. John Family Wellness Center for ≥ 6 months (n=168)

Retention: Average Number of Months in DHSP-Funded PrEP Services



Mean Time (in Minutes) Spent with PrEP Clients by Type of Activity (n=137)



Top Reasons for Discontinuation (n=122)

- Client lost to follow up (80%)
- Difficulty with medication adherence (12%)



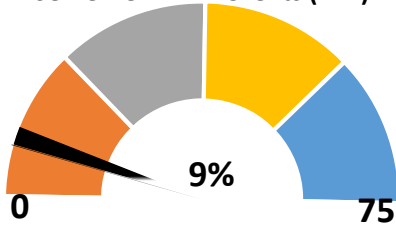


ST. MARY MEDICAL CENTER PrEP CONTRACT PERFORMANCE INDICATORS

Screening and Enrollment

13 Clients prescribed PrEP in contract quarters 1-3 (September 30, 2018 - August 31, 2019)

Progress Towards Achievement of Contract Goal to Serve New PrEP Clients (n=7)



50

Number of Clients Enrolled in DHSP Contracted Services

Previously Used PrEP (n=5) PrEP naïve (n=7)

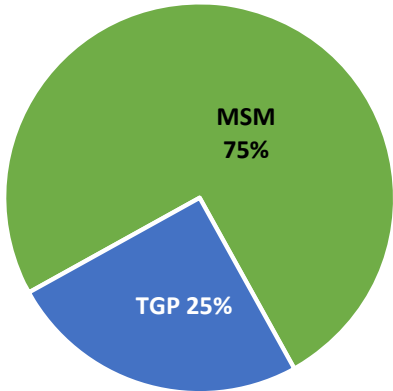
0

Clients Enrolled in Current Contract Year (n=2)

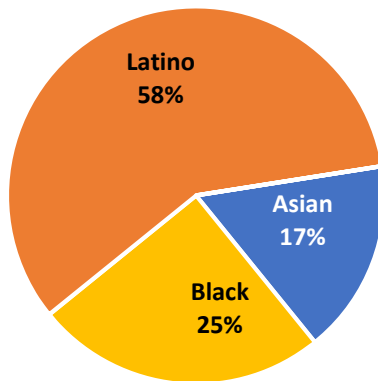
Ongoing clients (Enrolled in Previous Contract Year; n=11)

PrEP Client Demographics and Indicators

HIV Risk Category



Race Ethnicity



Top PrEP Indicators

- Multiple Partners with Unknown HIV Status
- Condomless Anal Receptive Sex
- Anogenital STD in Past 12 Months

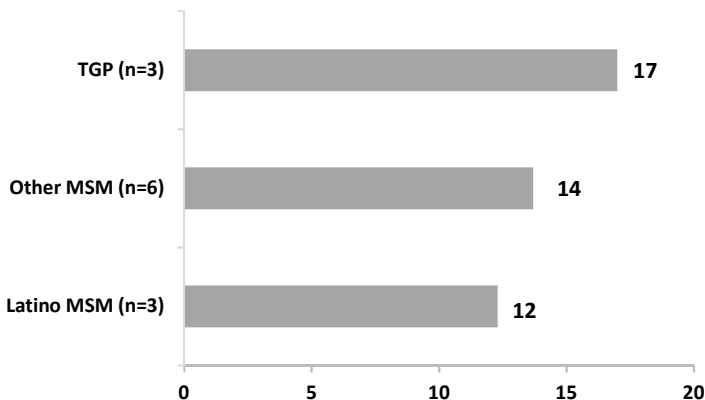
25%

of clients were adolescents or young adults < 30 years of age

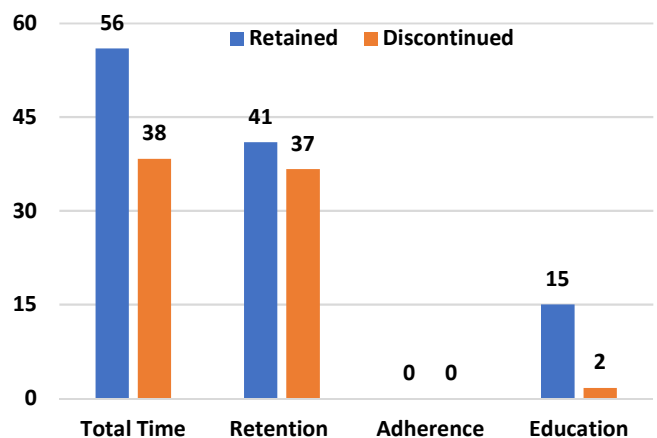
Retention and Adherence

90% of were retained in PrEP services at St. Mary Medical Center for ≥ 6 months (n=10)

Retention: Average Number of Months in DHSP-Funded PrEP Services



Mean Time (in Minutes) Spent with PrEP Clients by Type of Activity (n=10)



Top Reasons for Discontinuation (n=8)

- Transition to another provider (100%)

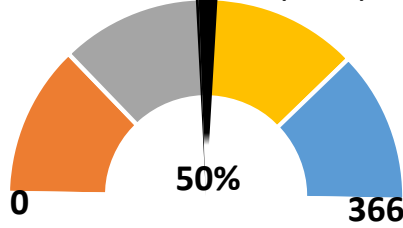


TARZANA TREATMENT CENTERS PrEP CONTRACT PERFORMANCE INDICATORS

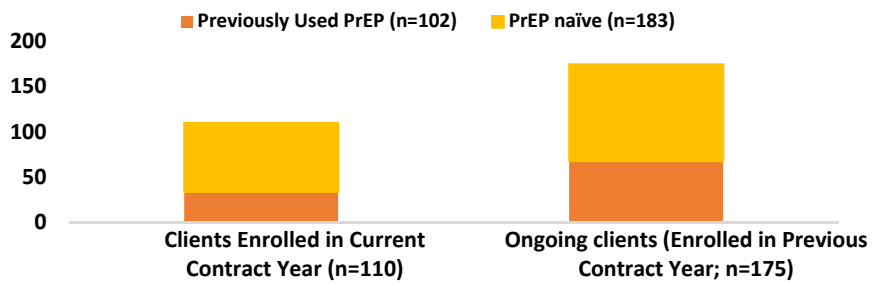
Screening and Enrollment

285 Clients prescribed PrEP in contract quarters 1-3 (September 30, 2018 - August 31, 2019)

Progress Towards Achievement of Contract Goal to Serve New PrEP Clients (n=183)

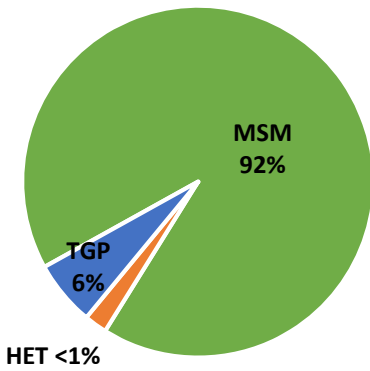


Number of Clients Enrolled in DHSP Contracted Services

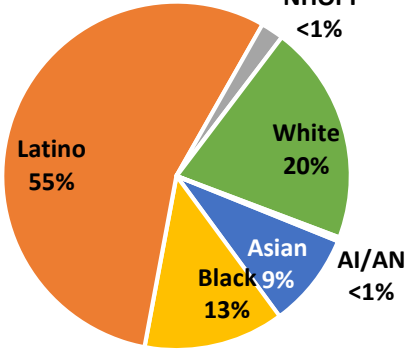


PrEP Client Demographics and Indicators

HIV Risk Category



Race Ethnicity



Top PrEP Indicators

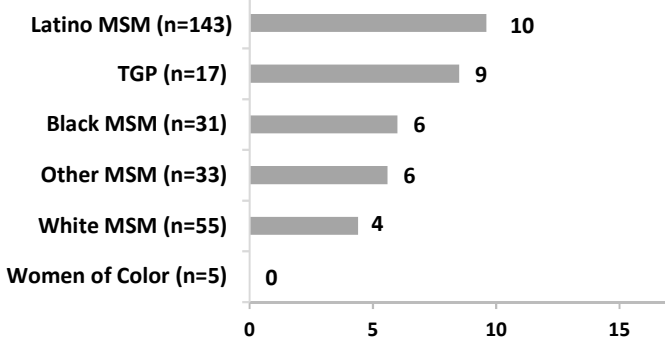
- Multiple Partners with unknown HIV status
- Condomless Anal Receptive Sex

36%
of clients were adolescents or young adults < 30 years of age

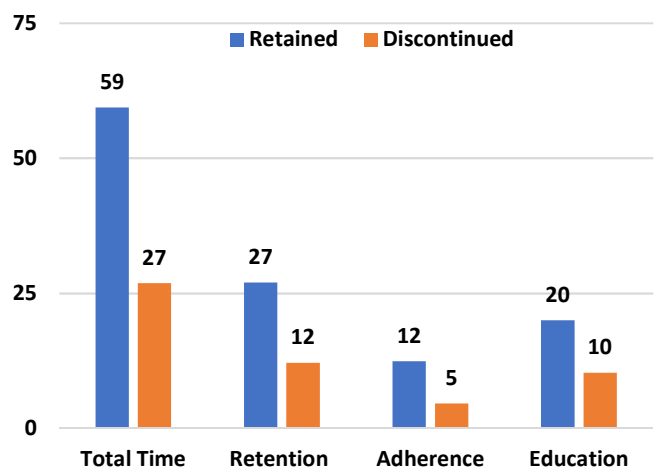
Retention and Adherence

45% of clients were retained in PrEP services at Tarzana Treatment Center for ≥6 months (n=182)

Retention: Average Number of Months in DHSP-Funded PrEP Services



Mean Time (in Minutes) Spent with PrEP Clients by Type of Activity (n=219)



Top Reasons for Discontinuation (n=98)

- Transition to another provider (45%)
- HIV risk decreased (14%)
- Client moved out of LA County (11%)