

Northeast Health District

HIV & STD Epidemiologic Profile 2021

This epidemiologic profile provides updated information about HIV and STDs in the Northeast Health District in Los Angeles County (LAC). **All data represent persons aged ≥ 13 years. All rates are per 100,000.** See technical notes for additional details.

Percent of LAC PLWDH* residing in Northeast

Northeast residents make up **3%** of the LAC population

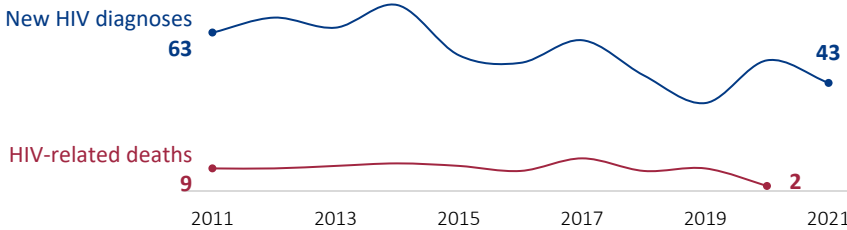


In 2021, Northeast residents made up **4%** of the total number of PLWDH in LAC



*PLWDH = Persons living with diagnosed HIV

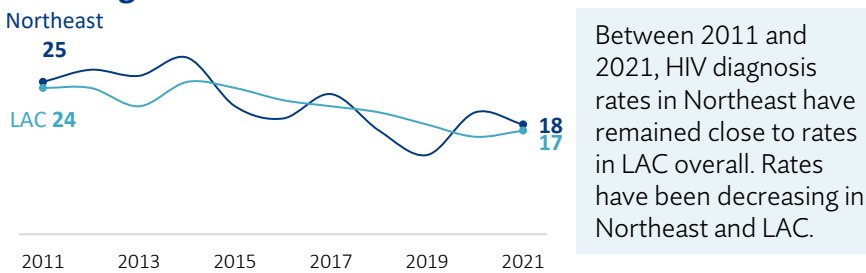
New Reported HIV Diagnoses & HIV-Related Deaths



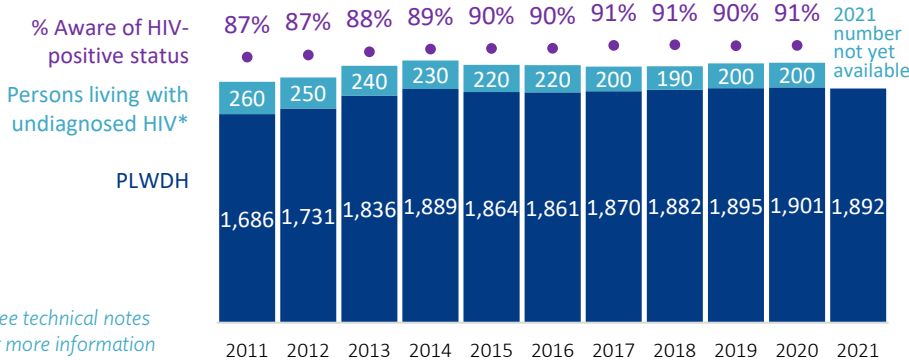
New reported HIV diagnoses and HIV-related deaths among PLWDH in Northeast have been on a declining trend since 2011.

Note: It is recommended that 2014 and 2020 data be interpreted with caution due to situational factors. See technical notes for more information.

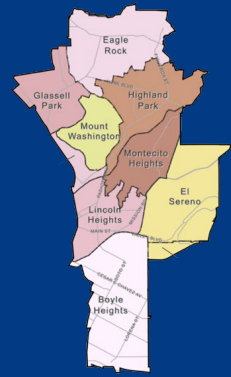
HIV Diagnosis Rates: Northeast vs. LAC



Number of Persons Living with HIV & Percent Aware of HIV-Positive Status



* See technical notes for more information



244,859

Residents of Northeast Health District in 2021 aged ≥ 13 years

43

New reported HIV diagnoses in 2021

300

New reported syphilis diagnoses in 2020

749

New reported gonorrhea diagnoses in 2020

1,426

New reported chlamydia diagnoses in 2020

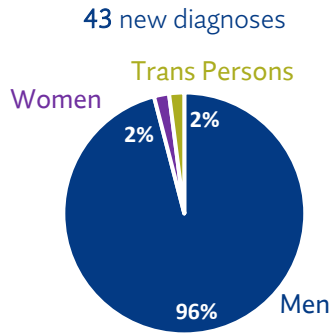
38%

STD coinfection among new reported HIV diagnoses in 2020

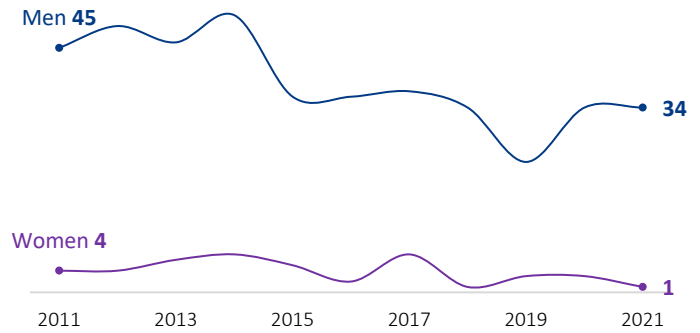
Northeast Health District Epidemiologic Profile - 2021

Characteristics of New HIV Diagnoses – Gender, Race/Ethnicity, Age

2021 new HIV diagnoses by **gender**



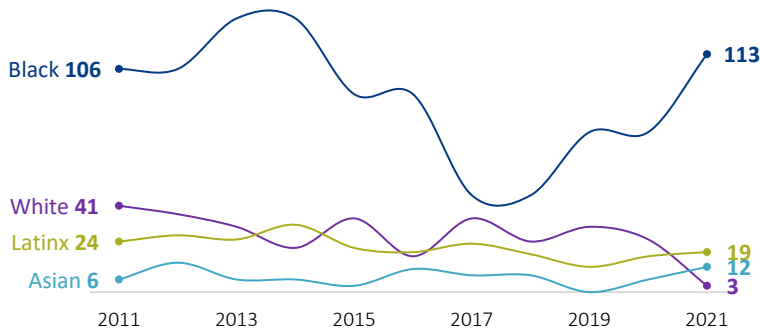
New HIV diagnosis rates¹ by **gender**



New HIV diagnosis rates have remained significantly higher among men than women between 2011 and 2021. Compared with women, however, rates among men have declined more substantially.

Note: Trans men and trans women are grouped into one category to maintain confidentiality due to small numbers. New HIV diagnosis rates among trans persons are not presented due to the unavailability of reliable population size estimates in LAC.

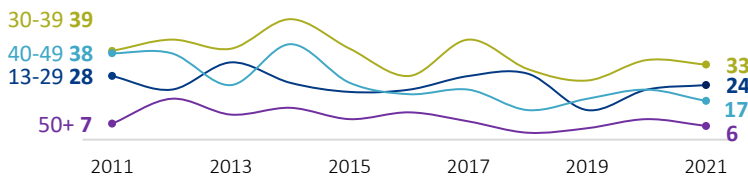
New HIV diagnosis rates¹ by **race/ethnicity**



Between 2011 and 2021, new HIV diagnosis rates among Black persons have been consistently higher than other race/ethnicity groups. New HIV diagnosis rates have declined for White and Latinx persons since 2011.

Note: Due to low diagnosis and population totals in Northeast, the rates for black persons are represented by 2-year average values. Native Hawaiian and Pacific Islanders, American Indians and Alaska Natives, and persons of multiple race/ethnicities are not included in this profile due to small numbers.

New HIV diagnosis rates¹ by **age group**



Since 2011, rates for persons aged 50+ have been consistently lower than all other age groups, while rates among persons aged 30-39 have remained consistently higher.

¹ New HIV diagnosis rates are presented per 100,000 population
Due to small numbers, rates may be unreliable and should be interpreted with caution

Northeast Health District Epidemiologic Profile - 2021

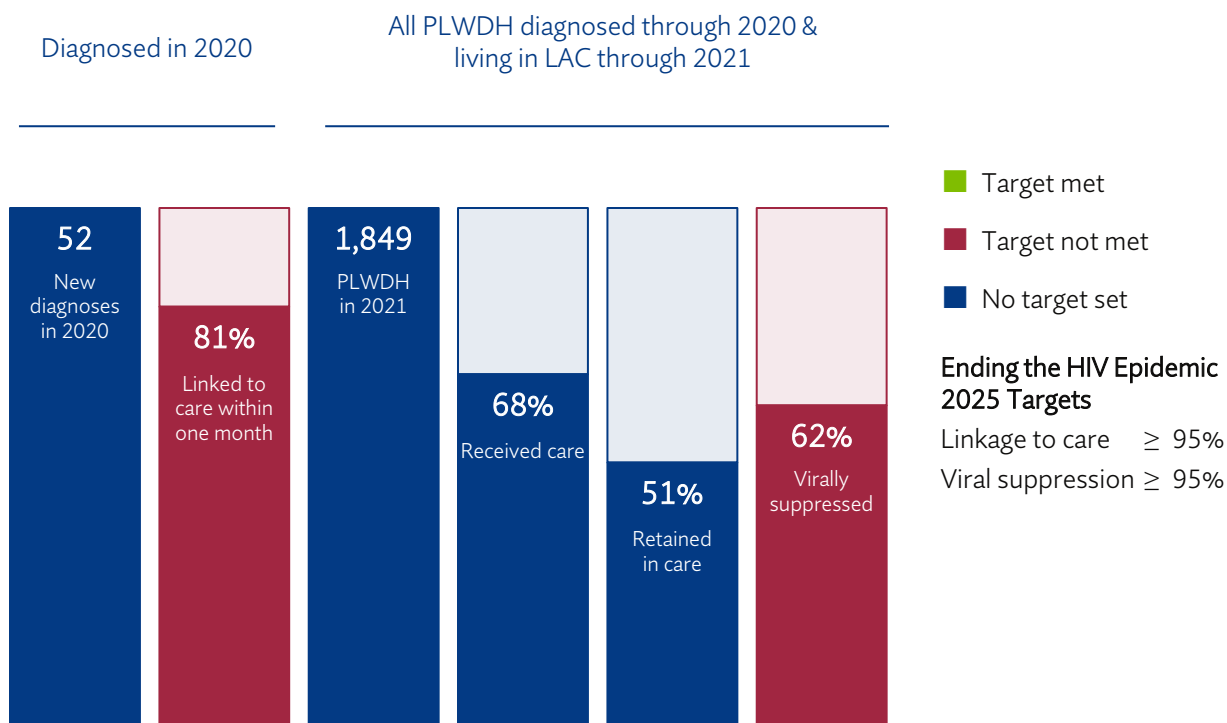
Transmission Category among Persons Newly Diagnosed with HIV by Gender

In 2021, the primary HIV transmission category among men was having sex with other men (MSM) For women, the primary HIV transmission category was having sex with men. For trans persons, the primary HIV transmission category was having sexual contact. .

To protect the privacy of persons with HIV, Los Angeles County applies data suppression rules when the total number in a stratum is less than 100. In accordance with those rules, a chart/table of transmission category among persons newly diagnosed with HIV by gender could not be presented for this health district.

HIV Care Continuum

The HIV care continuum is a series of steps starting from when a person is diagnosed with HIV through their achievement of viral suppression. The base population for measuring linkage to HIV care is persons who received an HIV diagnosis in a given calendar year, whereas the base population for the downstream steps in the continuum is all persons who were diagnosed with HIV through 2020 and were living in LAC as of year end 2021. The latter ensures at least one year of follow-up to measure receipt of care, retention in care, and viral suppression.



Linkage to care and viral suppression levels have not yet met the 2025 targets set for the Ending the HIV Epidemic (EHE) Initiative.

Northeast Health District Epidemiologic Profile - 2021

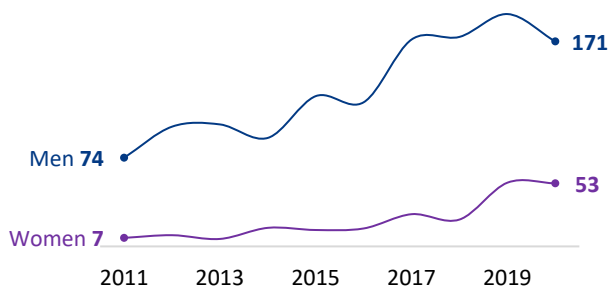
New Syphilis, Gonorrhea & Chlamydia Diagnoses and Rates: Northeast vs. LAC

In 2020, a total of 2,475 new diagnoses of syphilis, gonorrhea, and chlamydia were reported among Northeast Health District residents aged 13+ years. The rate of new syphilis diagnoses was higher than in LAC while the rates of new gonorrhea and chlamydia diagnoses were lower than in LAC.

Syphilis in 2020	Gonorrhea in 2020	Chlamydia in 2020
300 new diagnoses in Northeast	749 new diagnoses in Northeast	1,426 new diagnoses in Northeast
4% of all LAC diagnoses	3% of all LAC diagnoses	3% of all LAC diagnoses
Rate of new diagnoses 114	Rate of new diagnoses 284	Rate of new diagnoses 541
LAC rate: 98	LAC rate: 295	LAC rate: 605

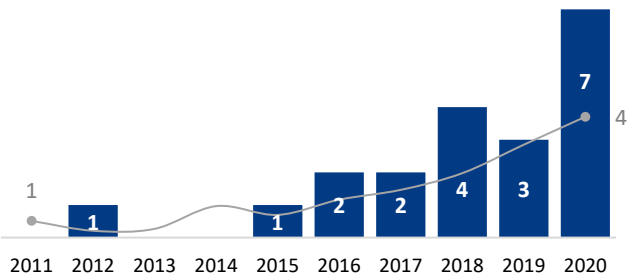
New STD Diagnosis Rates by Gender & New Congenital Syphilis Diagnoses

New syphilis diagnosis rates¹ by gender



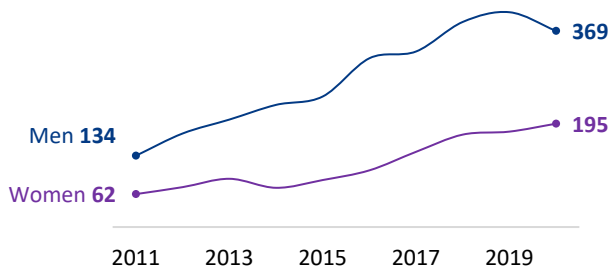
Since 2011, new syphilis diagnosis rates in Northeast have increased for men and women. The decline in 2020 may be due to the impact of the COVID-19 pandemic on testing and diagnosis. Rates among men have remained consistently higher than rates among women.

Number of new congenital syphilis (CS) diagnoses by type: **Non-Stillbirths** & **Stillbirths** vs. Expected number of CS diagnoses



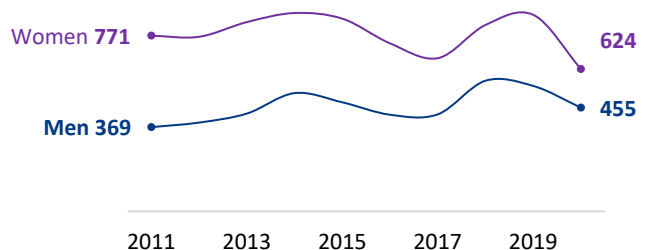
The number of new CS diagnoses in Northeast has increased since 2011. In 2020, the number of CS diagnoses was higher than expected. Northeast has reported no new stillbirth diagnoses since 2011.

New gonorrhea diagnosis rates¹ by gender



New gonorrhea diagnosis rates in Northeast for men and women have almost tripled since 2011. Rates for men have remained consistently higher than rates among women.

New chlamydia diagnosis rates¹ by gender



New chlamydia diagnosis rates in Northeast have been on a declining trend in recent years for men and women. Since 2011, rates among women in Northeast have remained consistently higher than rates among men.

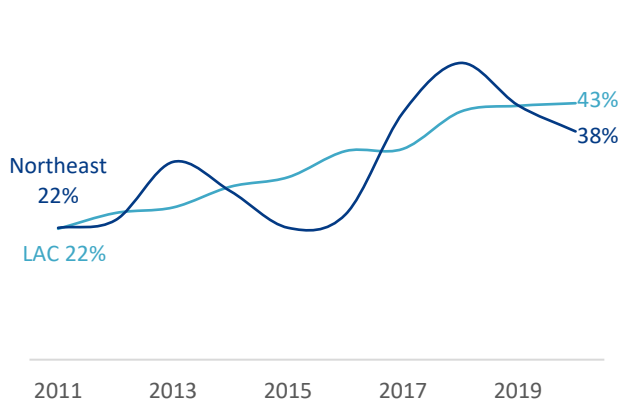
¹ New STD diagnosis rates are presented per 100,000 population
Due to small numbers, rates may be unreliable and should be interpreted with caution

Northeast Health District Epidemiologic Profile - 2021

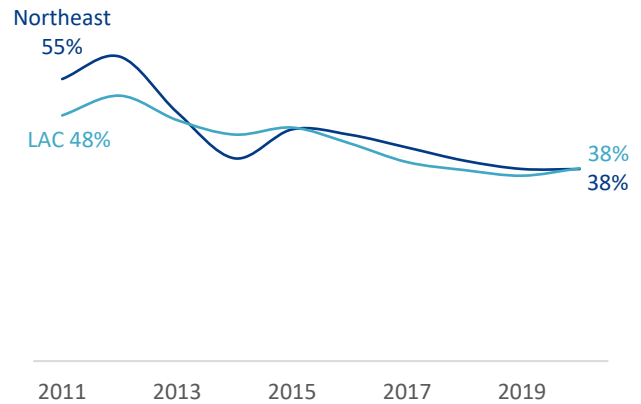
Coinfection of HIV and STDs: Northeast vs. LAC

HIV and other STDs are syndemic in LAC. Persons with syphilis, gonorrhea, and/or chlamydia are at an increased risk of acquiring HIV due to biological and behavioral factors. STDs among PLWH can also increase HIV viral load and the risk of HIV transmission.

Percent of new HIV diagnoses coinfecting with an STD



Percent of new syphilis diagnoses coinfecting with HIV



The percentage of new HIV diagnoses in Northeast with syphilis, gonorrhea, and/or chlamydia coinfection has increased from 22% in 2011 to 38% in 2020. This has tracked the trend in LAC overall.

In 2020, more than a third of all new syphilis diagnoses in Northeast were coinfecting with HIV. This proportion has declined from 55% in 2011 and has remained consistent with LAC trends after 2013.

Coinfection with STDs among New HIV Diagnoses

Among person newly diagnosed with HIV in 2019 & 2020, syphilis was the highest coinfection followed by chlamydia and gonorrhea, in the same year as their HIV diagnosis.

To protect the privacy of persons with HIV, Los Angeles County applies data suppression rules when the total number in a stratum is less than 100. In accordance with those rules, a chart/table showing STD coinfection among persons newly diagnosed with HIV could not be presented for this health district.