

# El Monte Health District

## HIV & STD Epidemiologic Profile 2021

This epidemiologic profile provides updated information about HIV and STDs in the El Monte Health District in Los Angeles County (LAC). **All data represent persons aged ≥ 13 years. All rates are per 100,000.** See technical notes for additional details.

### Percent of LAC PLWDH\* residing in El Monte

El Monte residents make up **4%** of the LAC population

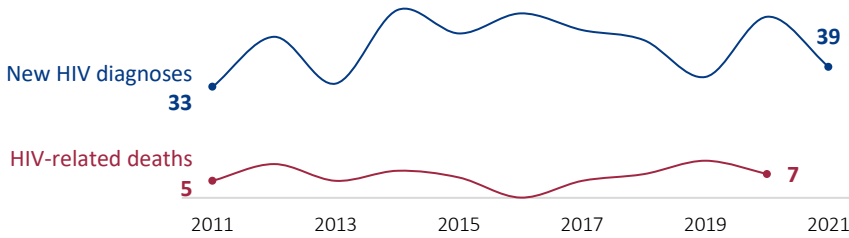


In 2021, El Monte residents made up **2%** of the total number of PLWDH in LAC



\*PLWDH = Persons living with diagnosed HIV

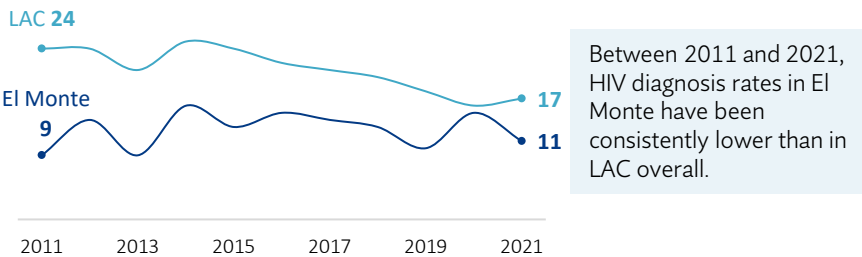
### New Reported HIV Diagnoses & HIV-Related Deaths



New reported HIV diagnoses in El Monte have been on a declining trend since 2014; However, they increased in 2020. HIV-related deaths among PLWDH have remained relatively unchanged.

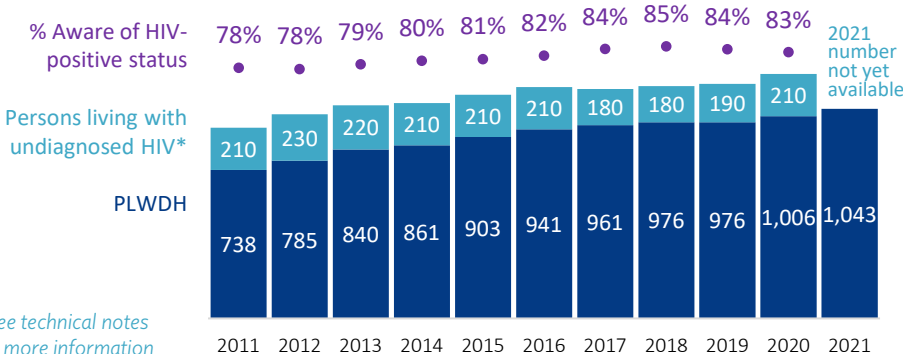
Note: It is recommended that 2014 and 2020 data be interpreted with caution due to situational factors. See technical notes for more information.

### HIV Diagnosis Rates: El Monte vs. LAC

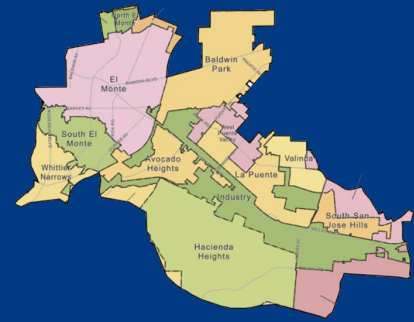


Between 2011 and 2021, HIV diagnosis rates in El Monte have been consistently lower than in LAC overall.

### Number of Persons Living with HIV & Percent Aware of HIV-Positive Status



\* See technical notes for more information



# 355,702

Residents of El Monte Health District in 2021 aged ≥ 13 years

# 39

New reported HIV diagnoses in 2021

# 212

New reported syphilis diagnoses in 2020

# 621

New reported gonorrhea diagnoses in 2020

# 1,782

New reported chlamydia diagnoses in 2020

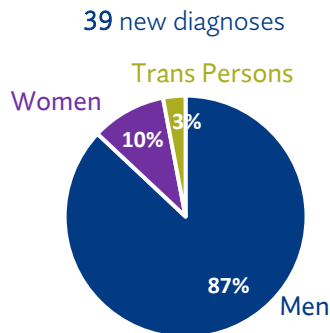
# 33%

STD coinfection among new reported HIV diagnoses in 2020

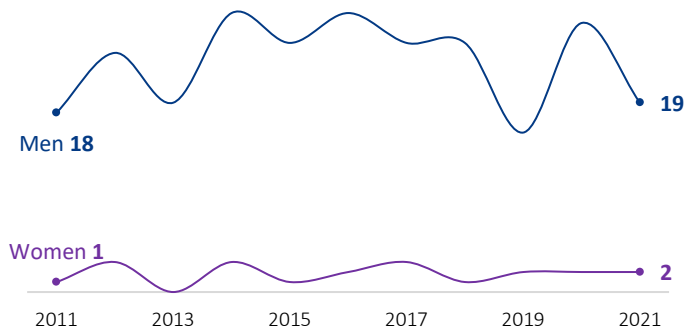
# El Monte Health District Epidemiologic Profile - 2021

## Characteristics of New HIV Diagnoses – Gender, Race/Ethnicity, Age

2021 new HIV diagnoses by **gender**



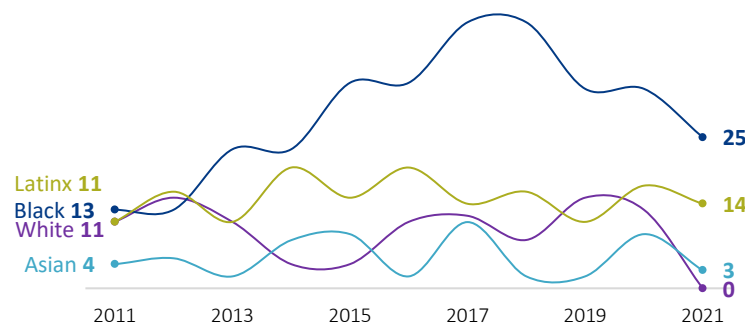
New HIV diagnosis rates<sup>1</sup> by **gender**



New HIV diagnosis rates have remained substantially higher among men than women.

*Note: Trans men and trans women are grouped into one category to maintain confidentiality due to small numbers. New HIV diagnosis rates among trans persons are not presented due to the unavailability of reliable population size estimates in LAC.*

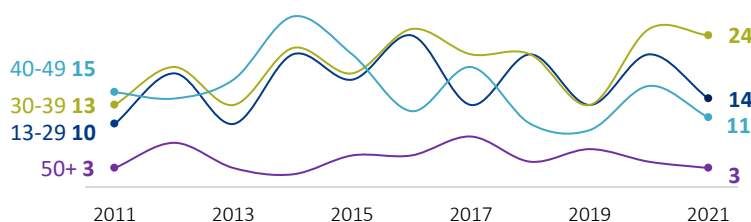
New HIV diagnosis rates<sup>1</sup> by **race/ethnicity**



Between 2013 and 2021, new HIV diagnosis rates among Black persons have been consistently higher than other race/ethnicity groups.

*Note: Due to low diagnosis and population totals in El Monte, the rates for Black persons are represented by 2-year average values. Native Hawaiian and Pacific Islanders, American Indians and Alaska Natives, and persons of multiple race/ethnicities are not included in this profile due to small numbers.*

New HIV diagnosis rates<sup>1</sup> by **age group**



Since 2011, new HIV diagnosis rates among persons aged 30-39 have been on an increasing trend while rates among persons aged 40-49 have been on a declining trend in recent years. Rates for persons aged 50+ have remained relatively low.

<sup>1</sup> New HIV diagnosis rates are presented per 100,000 population  
Due to small numbers, rates may be unreliable and should be interpreted with caution

# El Monte Health District Epidemiologic Profile - 2021

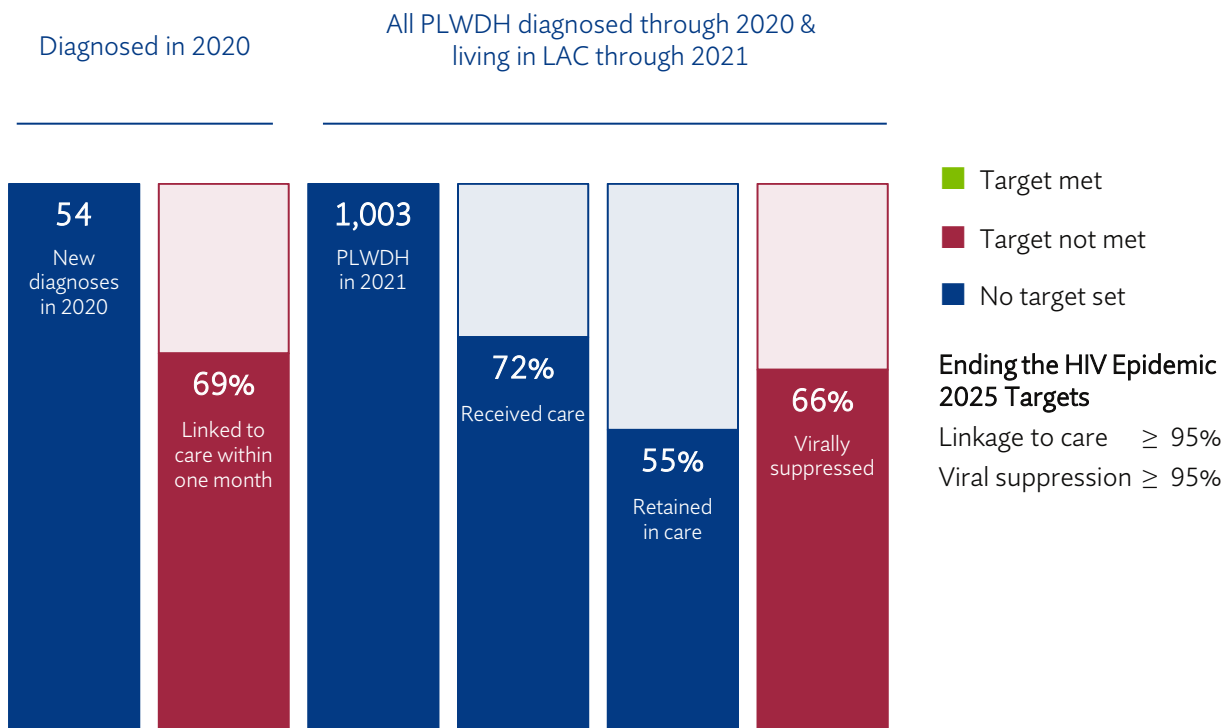
## Transmission Category among Persons Newly Diagnosed with HIV by Gender

In 2021, the primary HIV transmission category among men was having sex with other men (MSM). For women, the primary HIV transmission category was having sex with men. For trans persons, the primary HIV transmission category was sexual contact.

To protect the privacy of persons with HIV, Los Angeles County applies data suppression rules when the total number in a stratum is less than 100. In accordance with those rules, a chart/table of transmission risk among persons newly diagnosed with HIV by gender could not be presented for this health district.

## HIV Care Continuum

The HIV care continuum is a series of steps starting from when a person is diagnosed with HIV through their achievement of viral suppression. The base population for measuring linkage to HIV care is persons who received an HIV diagnosis in a given calendar year, whereas the base population for the downstream steps in the continuum is all persons who were diagnosed with HIV through 2020 and were living in LAC as of year end 2021. The latter ensures at least one year of follow-up to measure receipt of care, retention in care, and viral suppression.



Linkage to care and viral suppression levels have not yet met the 2025 targets set for the Ending the HIV Epidemic (EHE) Initiative.

# El Monte Health District Epidemiologic Profile - 2021

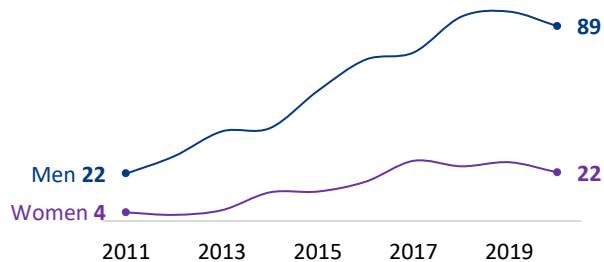
## New Syphilis, Gonorrhea & Chlamydia Diagnoses and Rates: El Monte vs. LAC

In 2020, a total of 2,615 new diagnoses of syphilis, gonorrhea, and chlamydia were reported among El Monte Health District residents aged 13+ years. The rates of new diagnoses of syphilis, gonorrhea, and chlamydia were lower than in LAC.

Condition	2020 New Diagnoses in El Monte	% of all LAC Diagnoses	Rate of new diagnoses	LAC rate
Syphilis	212	2%	57	98
Gonorrhea	621	2%	167	295
Chlamydia	1,782	3%	479	605

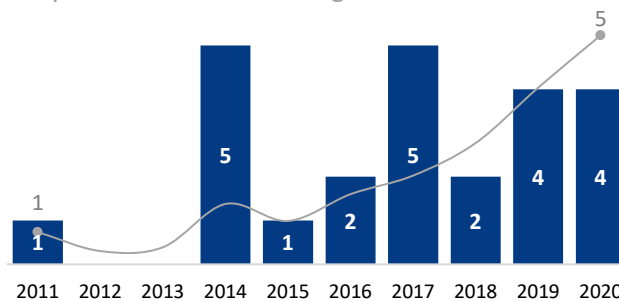
## New STD Diagnosis Rates by Gender & New Congenital Syphilis Diagnoses

New syphilis diagnosis rates<sup>1</sup> by gender



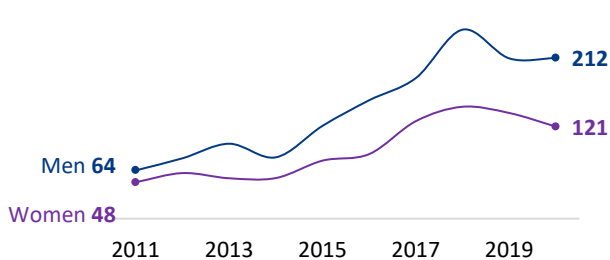
Since 2011, new syphilis diagnosis rates in El Monte have increased for men and women. In 2020, rates for both groups declined, potentially due to the impact of the COVID-19 pandemic on testing and diagnosis.

Number of new congenital syphilis (CS) diagnoses by type: **Non-Stillbirths** & **Stillbirths** vs. Expected number of CS diagnoses



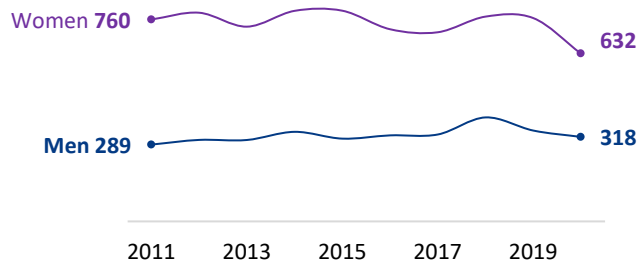
The number of new CS diagnoses in El Monte has remained higher than other health districts. In 2020, the number of CS diagnoses was lower than expected. No new stillbirth diagnoses have been reported in El Monte since 2011.

New gonorrhea diagnosis rates<sup>1</sup> by gender



New gonorrhea diagnosis rates in El Monte have more than tripled for men and women since 2011. The decline in 2020 may be due to the impact of the COVID-19 pandemic on testing and diagnosis.

New chlamydia diagnosis rates<sup>1</sup> by gender



New chlamydia diagnosis rates in El Monte have remained stable for men and women since 2011. Rates among women in El Monte have been over twice as high the rates among men.

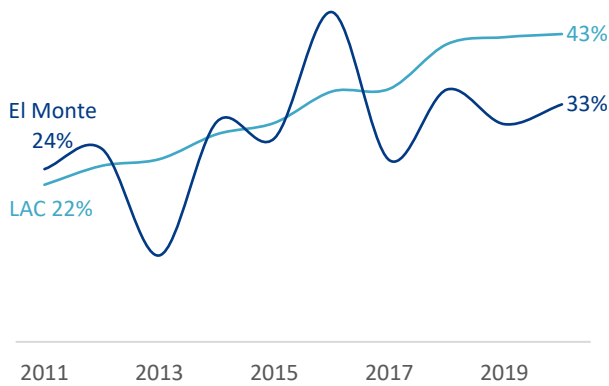
<sup>1</sup> New STD diagnosis rates are presented per 100,000 population. Due to small numbers, rates may be unreliable and should be interpreted with caution.

# El Monte Health District Epidemiologic Profile - 2021

## Coinfection of HIV and STDs: El Monte vs. LAC

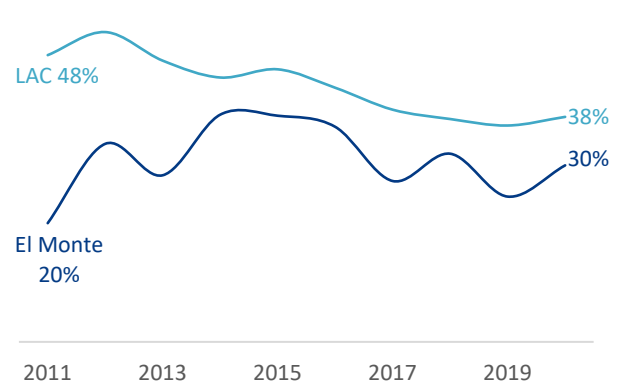
HIV and other STDs are syndemic in LAC. Persons with syphilis, gonorrhea, and/or chlamydia are at an increased risk of acquiring HIV due to biological and behavioral factors. STDs among PLWH can also increase HIV viral load and the risk of HIV transmission.

Percent of new HIV diagnoses coinfecting with an STD



The percentage of new HIV diagnoses in El Monte with syphilis, gonorrhea, and/or chlamydia has increased from 24% in 2011 to 33% in 2020. The percent of coinfections has fluctuated widely.

Percent of new syphilis diagnoses coinfecting with HIV



In 2020, 30% of all new syphilis diagnoses in El Monte were coinfecting with HIV. This proportion has increased from 20% in 2011 but has remained consistently lower than LAC overall.

## Coinfection with STDs among New HIV Diagnoses

Among persons newly diagnosed with HIV in 2019 & 2020, syphilis had the highest number of coinfection followed by gonorrhea and chlamydia, in the same year as their HIV diagnosis.

To protect the privacy of persons with HIV, Los Angeles County applies data suppression rules when the total number in a stratum is less than 100. In accordance with those rules, a chart/table showing STD coinfection among persons newly diagnosed with HIV could not be presented for this health district.