

-----Internal Use Only-----
Final Report

2019-2020

Flu Outreach Campaign

Service Planning Areas 1-8
October 12, 2019 – March 5, 2020



Rapid Assessment, Training and Evaluation Unit

Leila Family, PhD, MPH, Lead Analyst
Bryant Dao, MPH, Data Analyst
Grace Kim, MPH, Data Analyst
Edgar Elvira, Data Entry Tech
Monica Huynh Tong, MPH, Data Entry Tech
Jason Bostrom, BS, Data Entry Tech
Imelda Castro, MPH, Data Entry Tech
Bonnie Dao, Data Entry Tech
Suri Mjiares, Data Entry Tech
Jennifer Cloud, MPH, Data Analyst
Lisa V. Smith, MS, DrPH, Supervising Epidemiologist
Angela Austin, RN, MSN, MPH, Flu Outreach Coordinator

July 2020

Table of Contents

	Page
Acknowledgements.....	i
2019-2020 Flu Facts-at-a-Glance.....	iii
Introduction.....	1
Methods.....	1
Key Findings.....	3
Limitations.....	9
What We Learned.....	9
Table 1. Characteristics of vaccinated flu clients (n=12,073) by Health Center Managing the Outreach, 2019-2020 Flu Outreach Campaign.	11
Table 2. Characteristics of vaccinated flu patients (n=12,073), by Service Planning Area (SPA), 2019-2020 Flu Outreach Campaign.	15
Table 3. Characteristics of vaccinated flu clients (n=12,073) by Insurance Type, 2019-2020 Flu Outreach Campaign.....	16
Table 3a. Characteristics of vaccinated flu clients with private insurance (n=3,015) by types of insurance, 2019-2020 Flu Outreach Campaign.....	17
Table 3b. Characteristics of vaccinated flu clients without private insurance (n=9,058) by types of insurance, 2019-2020 Flu Outreach Campaign.....	18
Table 4. Number of flu outreaches by target population and Service Planning Area (SPA) (n=235), 2019-2020 Flu Outreach Campaign.....	20
Figure 1. Number of outreach clinics and average number of clients per outreach, by Service Planning Area, 2019-2020 Flu Outreach Campaign.....	21
Figure 2. Percent of clients vaccinated by venue, 2019-2020 Flu Outreach Campaign.....	22
Figure 3. Number of clients vaccinated at flu outreach sites in Service Planning Area 1 (Antelope Valley) by venue type (n=540), 2019-2020 Flu Outreach Campaign.....	23
Figure 4. Number of clients vaccinated at flu outreach sites in Service Planning Area 2 (San Fernando) by venue (n=1,656), 2019-2020 Flu Outreach Campaign.	24
Figure 5. Number of clients vaccinated at flu outreach sites in Service Planning Area 3 (San Gabriel) by venue (n=2,373), 2019-2020 Flu Outreach Campaign.	25

Figure 6. Number of clients vaccinated at flu outreach sites in Service Planning Area 4 (Metro LA) by venue (n=2,998), 2019-2020 Flu Outreach Campaign.	26
Figure 7. Number of clients vaccinated at flu outreach sites in Service Planning Area 5 (West) by venue (n=638), 2019-2020 Flu Outreach Campaign.	27
Figure 8. Number of clients vaccinated at flu outreach sites in Service Planning Area 6 (South) by venue (n=1,497, 2019-2020 Flu Outreach Campaign.	28
Figure 9. Number of clients vaccinated at flu outreach sites in Service Planning Area 7 (East) by venue (n=1,403), 2019-2020 Flu Outreach Campaign.	29
Figure 10. Number of clients vaccinated at flu outreach sites in Service Planning Area 8 (South Bay) by venue (n=968), 2019-2020 Flu Outreach Campaign.	30
Figure 11. Number of Asian clients (n=4,549) vaccinated at flu outreach sites by venue type, 2019-2020 Flu Outreach Campaign.	31
Figure 12. Number of Black/African American clients (n=558) vaccinated at flu outreach sites by venue type, 2019-2020 Flu Outreach Campaign.	32
Figure 13. Number of Hispanic/Latino clients (n=4,391) vaccinated at flu outreach sites by venue type, 2019-2020 Flu Outreach Campaign.	33
Figure 14. Number of White/Non-Hispanic clients (n=1,713) vaccinated at flu outreach sites by venue type, 2019-2020 Flu Outreach Campaign.	34
Figure 15. Number of Native Hawaiian/Pacific Islander clients (n=78) vaccinated at flu outreach sites by venue type, 2019-2020 Flu Outreach Campaign.	35
Figure 16. Number of American Indian/Alaskan Native clients (n=58) vaccinated at flu outreach sites by venue type, 2019-2020 Flu Outreach Campaign.	36
Figure 17. Number of clients under age 5 (n=226) vaccinated at flu outreaches by venue type, 2019-2020 Flu Outreach Campaign.	37
Figure 18. Number of clients age 5-17 (n=1,492) vaccinated at flu outreaches by venue type, 2019-2020 Flu Outreach Campaign.	38
Figure 19. Number of clients age 18-24 (n=582) vaccinated at flu outreaches by venue type, 2019-2020 Flu Outreach Campaign.	39
Figure 20. Number of clients age 25-34 (n=1,192) vaccinated at flu outreaches by venue type, 2019-2020 Flu Outreach Campaign.	40

Figure 21. Number of clients age 35-44 (n=1,722) vaccinated at flu outreaches by venue type, 2019-2020 Flu Outreach Campaign.....	41
Figure 22. Number of clients age 45-54 (n=2,183) vaccinated at flu outreaches by venue type, 2019-2020 Flu Outreach Campaign.....	42
Figure 23. Number of clients age 55-64 (n=2,544) vaccinated at flu outreaches by venue type, 2019-2020 Flu Outreach Campaign.....	43
Figure 24. Number of clients age 65-74 (n=1,335) vaccinated at flu outreaches by venue type, 2019-2020 Flu Outreach Campaign.....	44
Figure 25. Number of clients over age 75 (n=759) vaccinated at flu outreaches by venue type, 2019-2020 Flu Outreach Campaign.....	45
Figure 26. Number of Clients by Zip Code of Residence (n=11,153*), 2019-2020 Flu Outreach Campaign.....	46
Figure 27. Number of clients by Service Planning Area (SPA) of Outreach (n=12,073), 2019-2020 Flu Outreach Campaign.....	47
Figure 28. Number of clients by Supervisorial District of Outreach (n=12,073), 2019-2020 Flu Outreach Campaign.....	48
Figure 29. Number of clients by Zip Code of Residence at SPA 1 Outreaches (n=500*), 2019-2020 Flu Outreach Campaign.....	49
Figure 30. Number of Clients by Zip Code of Residence at SPA 2 Outreaches (n=1,544*), 2019-2020 Flu Outreach Campaign.....	50
Figure 31. Number of Clients by Zip Code of Residence at SPA 3 Outreaches (n=2,103*), 2019-2020 Flu Outreach Campaign.....	51
Figure 32. Number of Clients by Zip Code of Residence at SPA 4 Outreaches (n=2,755*), 2019-2020 Flu Outreach Campaign.....	52
Figure 33. Number of Clients by Zip Code of Residence at SPA 5 Outreaches (n=606*), 2019-2020 Flu Outreach Campaign.....	53
Figure 34. Number of Clients by Zip Code of Residence at SPA 6 Outreaches (n=1,437*), 2019-2020 Flu Outreach Campaign.....	54
Figure 35. Number of Clients by Zip Code of Residence at SPA 7 Outreaches (n=1,260*),	

2019-2020 Flu Outreach Campaign.....	55
Figure 36. Number of Clients by Zip Code of Residence at SPA 8 Outreaches (n=948*)	
2019-2020 Flu Outreach Campaign.....	56
Figure 37. Clients vaccinated at Flu Outreach clinics by gender, 2013-2014, 2014-2015, 2015-2016, 2016-2017, 2017-2018, 2018-2019, and 2019-2020, respectively, Flu Outreach Campaign.....	57
Figure 38. Clients vaccinated at Flu Outreach clinics by age group, 2013-2014, 2014-2015, 2015-2016, 2016-2017, 2017-2018, 2018-2019, and 2019-2020, respectively, Flu Outreach Campaign.....	58
Figure 39. Clients vaccinated at Flu Outreach clinics by race/ethnicity, 2013-2014, 2014-2015, 2015-2016, 2016-2017, 2017-2018, 2018-2019, and 2019-2020, respectively, Flu Outreach Campaign.....	59
Figure 40. Clients vaccinated at Flu Outreach clinics by insurance status, 2013-2014, 2014-2015, 2015-2016, 2016-2017, 2017-2018, 2018-2019, and 2019-2020, respectively, Flu Outreach Campaign.....	60
Figure 41. Clients vaccinated at Flu Outreach clinics by Service Planning Area, 2013-2014, 2014-2015, 2015-2016, 2016-2017, 2017-2018, 2018-2019, and 2019-2020, respectively, Flu Outreach Campaign.....	61
Figure 42. Clients vaccinated at Flu Outreach clinics by venue type, 2013-2014, 2014-2015, 2015-2016, 2016-2017, 2017-2018, 2018-2019, and 2019-2020, respectively, Flu Outreach Campaign.....	62
Figure 43. Uninsured clients vaccinated at Flu Outreach Clinics, 2013-2014, 2014-2015, 2015-2016, 2016-2017, 2017-2018, 2018-2019, and 2019-2020, by gender, Flu Outreach Campaign.....	63
Figure 44. Uninsured clients vaccinated at Flu Outreach Clinics, 2013-2014, 2014-2015, 2015-2016, 2016-2017, 2017-2018, 2018-2019, and 2019-2020, by age group, Flu Outreach Campaign.....	64
Figure 45. Uninsured clients vaccinated at Flu Outreach Clinics, 2013-2014, 2014-2015, 2015-2016, 2016-2017, 2017-2018, 2018-2019, and 2019-2020, by race/ethnicity, Flu Outreach Campaign.....	65

Figure 46. Uninsured clients vaccinated at Flu Outreach Clinics, 2013-2014, 2014-2015, 2015-2016, 2016-2017, 2017-2018, 2018-2019, and 2019-2020, by Service Planning Area, Flu Outreach Campaign.....	66
Figure 47. Uninsured clients vaccinated at Flu Outreach Clinics, 2013-2014, 2014-2015, 2015-2016, 2016-2017, 2017-2018, 2018-2019, and 2019-2020, by venue type, Flu Outreach Campaign.....	67
Figure 48. Insurance status of clients vaccinated at Flu Outreach clinics, 2013-2014, 2014-2015, 2015-2016, 2016-2017, 2017-2018, 2018-2019, and 2019-2020, by race/ethnicity in Service Planning Area 1 (Antelope Valley), Flu Outreach Campaign*.....	68
Figure 49. Insurance status of clients vaccinated at Flu Outreach clinics, 2013-2014, 2014-2015, 2015-2016, 2016-2017, 2017-2018, 2018-2019, and 2019-2020, by race/ethnicity in Service Planning Area 2 (San Fernando), Flu Outreach Campaign*.....	70
Figure 50. Insurance status of clients vaccinated at Flu Outreach clinics, 2013-2014, 2014-2015, 2015-2016, 2016-2017, 2017-2018, 2018-2019, and 2019-2020, by race/ethnicity in Service Planning Area 3 (San Gabriel), Flu Outreach Campaign*.....	72
Figure 51. Insurance status of clients vaccinated at Flu Outreach clinics, 2013-2014, 2014-2015, 2015-2016, 2016-2017, 2017-2018, 2018-2019, and 2019-2020, by race/ethnicity in Service Planning Area 4 (Metro LA), Flu Outreach Campaign*.....	74
Figure 52. Insurance status of clients vaccinated at Flu Outreach clinics, 2013-2014, 2014-2015, 2015-2016, 2016-2017, 2017-2019, and 2019-2020, by race/ethnicity in Service Planning Area 5 (West LA), Flu Outreach Campaign*.....	76
Figure 53. Insurance status of clients vaccinated at Flu Outreach clinics, 2013-2014, 2014-2015, 2015-2016, 2016-2017, 2017-2018, 2018-2019, and 2019-2020, by race/ethnicity in Service Planning Area 6 (South LA), Flu Outreach Campaign*.....	78
Figure 54. Insurance status of clients vaccinated at Flu Outreach clinics, 2013-2014, 2014-2015, 2015-2016, 2016-2017, 2017-2018, 2018-2019, and 2019-2020, by race/ethnicity in Service Planning Area 7 (East LA), Flu Outreach Campaign*.....	80
Figure 55. Insurance status of clients vaccinated at Flu Outreach clinics, 2013-2014, 2014-2015, 2015-2016, 2016-2017, 2017-2018, 2018-2019, and 2019-2020, by race/ethnicity in Service	

Planning Area 8 (South Bay), Flu Outreach Campaign*	82
Appendix	
A1. Flu Vaccination Consent Form 2019-2020	84
A2. Flu Schedule Template	88
A3. Flu Vaccination Inventory Log	89
A4. Cover Sheet for CHS Flu Outreach Clinics, 2019-2020	96
A5. 2019-2020 CHS Influenza Form Procedures	98
A6. Codebook for Flu Vaccination 2019-2020	101
A7. Coded Intake Form (English)	115
A8. Database Screenshot of 2019-2020 Flu Vaccination Consent Form	116
A9. 2019-2020 CHS Flu Campaign Data Entry Protocol	117
A10. 2019-2020 CHS Flu Campaign Data Entry Completion Log	121
A11. Influenza Vaccine Accountability: Table A1	122
Table A2	130
Table A3	131

Acknowledgments

Area Health Officers

Frank Alvarez (SPA 1&2), Noel Barakat (SPA 3), Cristin Mondy (SPA 4), Jan King (SPA 5&6), Silvia Prieto (SPA 7&8)

Nurse Managers

Jose Escobar (SPA 1/2), Leticia Kouchak (SPA 3), Rachael Lee (SPA 4), Mei Lien Chu (SPA 5/6), Lydia Ajao (SPA 7/8)

Flu Coordinators

Terry Lynch (SPA 1), Acacia Blanc (SPA 2), Elva Cruz (SPA 2), Garin Ohannessian (SPA 2), Shiarron Baker (SPA 2), Debra Dorst-Porada (SPA 3), Elyse Rasmussen (SPA 3), Rosana Saguin (SPA 3), Gladys Fernandez (SPA 4), Lorenzo Fernandez (SPA 4), Michele A Williams (SPA 4), Sharon Cacayan (SPA 4), Helen Obih (SPA 5), Deanna Bressler-Montgomery (SPA 6), Shamika Ossey (SPA 6), Heidi Lopez (SPA 7), Maria Ochoa (SPA 7), Rodel Rutaquio (SPA 7), Jessica Levenstein (SPA 8), Roberto Luna (SPA 8)

Service Planning Area 1

Ana Garcia, Christine Ortiz, Dolores Hirsch, Grace Samson, Jamie Wolfe, Lourdes Gonzalez, Maria Estrada, Mariah Araiza, Martha Collins, Patricia Zamudio-Ruiz, Rogelio Cruz, Shameeka Correia-Fill, Shiarron Baker, Sylvia Salas, Tori Frozina

Service Planning Area 2

Alicia El Tobgy, Ana Garcia, Gabriela Juarez, Grace Samson, Jamie Wolfe, Julie Garcia, Maelene Owera, Maria Cruley, Maria Estrada, Mary Hwang, Min Moon, Olivia Manzo, Ovsanna Dermenjyan, Patricia Gonzalez, Raquel Antonio, Rose Visoya, Sandra Buenrostro, Shameeka Correia-Fill, Shiarron Baker, Sylvia Salas, Vanessa Harbour Bejarano, Victoria Victoria

Service Planning Area 3

Ana Manriquez, Angie Lin, Anh Trinh, Anna Heye, Annie Nguyen, Audrie Alegado, Barbara M Mowbray, Brandon Jung, Cam Nguyen, Caroline Horne, Carmen Ulloa Huicochea, Christy Li, Crystal Cadavid, Cynthia Andres, Debbie Garcia, Devona Do, Diane Choi, Eileen James, Emily Cheung, Emma Mascutti, Evelyn Gonzalez, Evelyn Ocampo, Fortunata B Ruiz, Gisela Barajas, Ha Pham, Irish Decubrio, Jason L. Bowler, Jazmine Chavez, Jeanmarie Mitchell, Jennie Wong, Jeong Chu, Jeremy Magana, Jie Li, Jiz Rebekah Yang, Jonathan Hahn, Josie Roybal, Joylyn Jones Wint, Karley Buccola, Katherine Cruz, Kathleen Anderson, Kathy T Xie, Kelly Ivie, Kwok Hi Liu, Lauren Whitcomb, Lita Lau, Lovelyn Anyanwu, Lydia Giron, Margaret Garvin, Marie Kelly, Marisa Bonavidez, Mark Allison, Mary A Krahn, Meagan Martin, Megan Innamorato, Melody Fazli, Mercy Holguin, Meredith Kline, Michael Baello, Mikaela Ausbon, Milene Andino, Michell Gosvener, Monica Ai, Nicole Paulson, Patty Mathew, Paula Deng, Pia Magante, Ramiro Flores, Ramona Lucas, Reeza Epino, Sandy Nicholson, Savannah Carlson, Shannon Moody, Tammy Hoang, Theresa Tam, Thomas Le, Veronica Caballero, William Ung, Yaling Li

Service Planning Area 4

Adarsh Almalvez, Alejandro Novelo, Alyson Del Paso, Andre Nazarians, Angelica Alvarez, Angelina Yllan, Anne Coppin, Christopher Gen Elorde, Daniel Bellosillo, Debbie Poon, Douglas Tam, Duong Tam, Fariba Yengejeh, Gabriela Juarez, Gary Nunez, Geraldine Chima, Hanry Orchiyan, Heidi Lee, Joon Kang, Jungae Lee, Kristine Salonga Li, LaVenja Johnson, Lester Belo, Liliana Rubio, Linda Kim, Lorena Ayala, Lorenzo Fernandez, Maria Elena Anino-Viado, Maria Jimenez, Marilou Dimayuga, Mary Musoke, Maureen T Bradley, Melanie Niedjelski, Melany Manalo, Michele Williams, Minge Wang, Nancy Kwan, Nara Hur, Olga Vega, Paula Marin, Proscovia Lubwama, Rachael Lee, Robyn Peters-Lazaro, Sabrina Xie, Samuel Tan, Sarah Kwon, Sharon Cacayan, Soo Jin Kim, Sue Kim, Terry Tenerelli, Yi-Tsung Chien

Service Planning Area 5

Ashley Griffin, Christina Stenman, Daniel Whitfield, Debbie Schem, Debra Camp, Erika Goff, Helen Obih, Jane Geluz, Jonathan Hahn, Juliana Aguayo, Mary Asghaei, Mei Lien Chu, Tracy Sokolow

Service Planning Area 6

Ada Okpoko, Ana Garcia Roca, Angela Madison, Charisse Montgomery, Cynthia Key, Damola Bangloose, Deanna Bressler-Montgomery, Dorothy Obiora, Emily Mombay, Emmanuel Njokn, Erika Goff, Erika Yanez, Gloria Anigbo, Helen Obih, Jiten Panyda, Joy Osayande, Julie Quezada, Kathy Iverson, Kellee Sutherland, Kim Moore, Laurel Liu, Lizette Jauregui, Maureen Ogbo, Miranda Arciaga, Monique Brown, Patience Nkemere, Ruth Chidinma Eke, Samantha Gonzalez, Shamika Ossey, Sharon Sylvers, Stephanie Burton, Vanria Butler, Vivian I, Yaolie Drammeh

Service Planning Area 7

Alison Saldana, Angela Wong, Anh Ly, Beatrice Segning, Berna Leanillo, Bertha Pineda, Brenda Quintero, Christine Martinez, Christy Wu, Emad Maadaran, Fatima Ebreo, Gah-Eun Jang, Grady Clibourn, Heidi Lopez, Jamina Ortaliza, Jennifer Avila, Karen Hendrich, Laura Vargas, Lori Ko, Lynn Nottingham, Margilane Hernandez, Maria Camacho, Maria Perez, Marilyn Parras, Martha Chehadi, Mi Hae Fishman, Olubunmi Levy, Rodel Rutaquio, Sokhom Cazerres, Teresa Gallegos, Vanessa Valenzuela, Virginia Martinez, Woo Jung Lee, Yaling Li

Service Planning Area 8

Amaka Chukwuma, Amrita Johanis, Aurelia Hopkins, Chary Salinas, Ivy Valenzuela, Kimberly Wong, Lauren Willis, Maria Ochoa, Marie Gambon, Mila Mulugeta, Monica Rivera, Nancy Chua, Nguyet Nguyen, Rhonda Williams, Roberto Luna, Tanya Gumby, Tien Nguyen

Vaccine Preventable Disease Control Program

Aizita Magana, Anna Salinas, Claire Jarashow, Cruz Porras, Dulmini Wilson, Ernie Vasquez, Gilbert Diaz, Judy Graham-Estrada, Karen Roby, Kimberly Andrino-Gonzalez, LaTisha Reed, Laurel Fowler, Maria Claudia Davila, Mary Porras, Melanie Barr, Wendi Cate

2019-2020 Flu Outreach Campaign

FACTS-AT-A-GLANCE

October 12, 2019 - March 5, 2020

- Number of Flu Outreach sites: **235**
- Number of clients vaccinated with Influenza vaccine: **12,073**
- Average number of clients by outreach: **51**
- Percent of clients vaccinated by Service Planning Area (SPA):
 - SPA 1 (7%) - 32 clients /outreach on average
 - SPA 2 (12%) - 57 clients /outreach on average
 - SPA 3 (14%) - 74 clients /outreach on average
 - SPA 4 (23%) - 57 clients /outreach on average
 - SPA 5 (5%) - 53 clients /outreach on average
 - SPA 6 (12%) - 53 clients /outreach on average
 - SPA 7 (17%) - 34 clients /outreach on average
 - SPA 8 (10%) - 42 clients /outreach on average
- Percent of clients vaccinated by gender:
 - Females (56%)
 - Males (43%)
- Percent of clients vaccinated by age group:
 - Under 2 years old (2%)
 - Age 5-17 years old (12%)
 - Age 65+ (17%)
- Percent of vaccinated clients who were pregnant (<1%)
- Percent of clients vaccinated by race/ethnicity:
 - Asian (38%)
 - Hispanic/Latino (36%)
 - White/Non-Hispanic (14%)
 - Black/African-American (5%)
 - Native Hawaiian or other Pacific Islander (NHOPI) (1%)
- Percent of clients vaccinated by health insurance status:
 - Uninsured (34%)
 - Medicare or Medicaid/MediCal (22%)
 - Private Insurance (25%)
- Percent of clients vaccinated by venue site:
 - Church (35%)
 - Library (24%)
 - Community Outreach or Health Fair (14%)
 - Senior Center (7%)
 - Homeless or Winter Shelter (1%)
- Percent of clients vaccinated by language:
 - English (64%)
 - Spanish (21%)
 - Korean (12%)
 - Chinese (2%)

Flu Outreach Campaign 2019-2020 Report

Introduction

Every year, the Los Angeles County (LAC) Department of Public Health (DPH) partners with community-based organizations across the County, such as churches and senior centers, to offer the influenza (flu) vaccine at no charge for individuals who either do not have health insurance or do not have access to no-cost flu vaccinations through their regular healthcare provider. From October 2019 through March 2020, DPH administered 12,073 vaccinations at 235 outreach clinics in SPAs (Service Planning Areas) 1-8. Community Field Services (CFS) collaborated with the Immunization Program and the Office of Health Assessment and Epidemiology (OHAE) to complete this considerable task, utilizing 278 vaccinators, 20 flu coordinators (consisting of 10 public health nurse flu coordinators and 10 supervising clinic nurses), 5 Nurse managers, and 10 data entry staff.

Methods

Outreach Planning

The influenza virus can adversely affect certain populations more than others. For this reason, it is of the utmost importance that at-risk groups be encouraged to receive the influenza vaccination. These groups include: pregnant women; children over 6 months of age; adults 50 years of age or older; persons who are immunocompromised due to a disease or medical condition; persons who have chronic medical conditions (such as heart disease, diabetes or who are overweight or obese); persons who work or live in a nursing home or long-term care facility; and healthcare and day care workers. Flu prevention for these groups is a public health priority. To this end, the CFS flu coordinators specifically selected community venues for the 2019-2020 flu season to target these high-risk groups – including schools, churches, community centers, homeless shelters, health fairs, libraries and skilled nursing facilities.

Outreach Tracking

The 2019-2020 Flu Vaccination Consent Form is similar to last year consent form (*Attachment A1*). Only inactivated flu vaccines were administered in 2019-2020 flu outreaches.

After the Consent Form was prepared, the twelve health centers in the eight Service Planning Areas participating in the outreach clinics developed schedules (*Attachment A2*) with the following information:

- Date of outreach
- Outreach start and end times
- Outreach, school, or POD designation
- Venue Type: community center, health fair, library, outreach, school, senior center, homeless shelter, winter shelter
- Target population (children, seniors, homeless, immunocompromised adults, etc.)
- Name of outreach venue
- Address of outreach venue

- Supervisorial district of outreach venue
- Doses administered in previous year (if the venue hosted an outreach the previous year)
- Number of doses requested

Outreach information from the schedules were compiled in the Flu Vaccination Inventory Log (*Attachment A3*) by data entry staff. This log had multiple intended uses, including documenting the receipt of cover sheets, documenting the receipt of outreach batches, assigning batches for data entry and summing the number of forms received and entered.

The 2019-2020 Cover Sheet remained unchanged from Flu Outreach 2018-2019 campaign (*Attachment A4*). At the end of each outreach session, consent forms were collected and, the number of vaccines administered was recorded on the Cover Sheet, which was reviewed by the nurse-in-charge according to protocols in the Flu Form Procedures (*Attachment A5*). The completed Cover Sheet was then faxed or e-mailed to data entry staff within three business days of the outreach. Once received by the data entry staff, information from the Cover Sheet was used to update the Vaccination Inventory Log and to update the codebook (*Attachment A6*) with any new vaccinator initials or vaccine lot numbers.

Signed consent forms were hand-delivered by CFS staff to OHAE staff for data entry. Upon arrival at OHAE, date of receipt and name of the staff member delivering the forms were recorded in the Vaccine Inventory Log. Batches of flu consent forms were stored in a locked cabinet in OHAE by date.

Weekly Flu Update

Every week, the Flu Vaccine Inventory Log was e-mailed to the CFS Flu Coordinator with the most recent status of all the flu outreaches, highlighting which Cover Sheets and batches were received. Beginning in November 2019, a summary of the data entry was included in the email with the following information:

- Total number of outreach batches received
- Number of outreaches entered
- Percentage of outreaches entered
- Number of forms entered
- Percentage of forms entered
- Number of forms not entered
- Percentage of forms not entered
- Reasons forms were not entered

Data Entry

In preparation for data entry, a codebook (*Attachment A6*), coded intake forms (*Attachment A7*) and password-protected single-user Microsoft Access databases (*Attachment A8*) were developed by data entry staff. The codebook was updated weekly as needed with new lot numbers, vaccinator initials and outreach site numbers from the Cover Sheets. A data entry protocol (*Attachment A9*) was also developed with instructions for handling the consent forms and completing data entry.

Once batches were received in OHAE, data entry assignments were issued. Data entry staff received Data Entry Completion Logs (*Attachment A10*) to record their completed assignments and any problems encountered during data entry. Upon completion of data entry, the Completion Log was submitted, and the Flu Vaccine Inventory Log was updated with the number of forms entered and the data entry completion date.

Bi-Monthly Flu Vaccine Update

As data entry progressed, three preliminary Flu Vaccine Accountability spreadsheets were emailed twice a month to the CDC Public Health Advisor (*Attachment 11: Tables A1-A3*). Table A1 includes the number of doses given by age group (6 months-2 years, 3-6 years, 7-18 years, 19-49 years, 50-64 years, and 65 years and over) and lot number for each date the health center hosted an outreach. Table A2 shows the number of doses given by age group and lot number for each health center, without stratifying by the date the vaccination was administered. Table A3 displays the number of doses given by age group for each lot number. Twenty records with missing date of birth and/or age were excluded from analysis. The final sample for analysis consisted of 12,073 clients.

Data Cleaning

Rigorous data cleaning techniques were used to check for possible errors in data entry. Password-protected Microsoft Access databases were imported via a secured network drive into SAS 9.4 software; a SAS program was created using the codebook and Cover Sheets as a reference. After completing data entry batches, data entry staff received data cleaning sheets to double-check possible entry errors against the original flu forms. Further data cleaning ensured that patient responses were consistent with other related fields. Due to a high percentage of missing information on gender, analysts used first names to partially impute gender to improve data quality.

In addition, routine checks were performed to make sure that the information on the cover sheets (such as vaccinators and lot numbers) correctly reflected the hardcopies, and in turn, the database. If any inconsistencies were found, a CFS Epidemiology Analyst and the nurse-in-charge at the outreach site assisted in rectifying the cover sheets.

Key Findings

Participation

DPH flu outreaches from October 12, 2019 to March 5, 2020. During this time, 12,073 persons received the influenza vaccine. Clients completed a consent form, self-reporting their current or permanent address, city and their ZIP code of residence. Most participants were located throughout Los Angeles County and attended outreaches close to their residence.

Characteristics Profile by Health Center (Table 1)

Gender: Overall, more females than males received the influenza vaccine at the DPH outreaches (56% versus 43%, respectively). This was also true when looking at the gender distribution for outreaches by the managing health center; Antelope Valley and Whittier Health Centers had the highest percentage of females (60%), while Central and Hollywood-Wilshire (52%) had the lowest.

Age group: Persons receiving the flu vaccine ranged in age from 6 months to 110 years old (mean = 45, SD = 21; data not shown). Many clients were in the targeted older age groups – age 55-64 years (21%) or 45-54 (18%) – and an additional 14% were children between 6 months and 17 years of age. Outreach events run by Antelope Valley Health Center had the highest percentage of children (26%), whereas Simms-Mann outreach events had the highest percentage of adults age 65 years or older (31%). Clients ages 55-64 comprised 21% of the total sample, but made up a quarter (25%) of private and uninsured clients and made up 30% of those using other types of insurance.

Race/Ethnicity: Overall, Asian and Hispanic clients accounted for the largest proportions of clients receiving influenza vaccines (38% and 36%, respectively), followed by Whites at 14%. Only 5% of persons receiving the flu vaccine at outreach sites identified as Black or African American. However, race/ethnicity representation varied by health center-operated outreach site. Asian clients accounted for the majority of persons receiving flu vaccine at Monrovia (75%), Central (70%), and Hollywood Wilshire (65%) health centers. In contrast, Hispanic clients represented the majority of persons at outreaches for Antelope Valley (68%), Martin Luther King Jr. Center for Public Health (75%), Pacoima (52%), and Whittier (53%).

Language of the Survey: Overall, most clients who received the influenza vaccination opted to fill out the consent form in English (64%), while 21% of clients used the Spanish form, 12% used the Korean form, and 2% the Chinese form. Distribution of consent form languages varied across managing health centers.

Insurance Status: Many outreach clients, 34%, indicated they were uninsured, while 25% indicated that they had private insurance. Insurance status varied across managing health centers. Outreach events managed by the Martin Luther King Jr. Center for Public Health had the highest percentage of uninsured clients (48%), while those managed by Pomona and Simms-Mann had the lowest (24% and 23%), respectively.

Vaccine Type: Only inactivated vaccines were administered during 2019-2020 flu outreaches.

Manufacturer: All vaccines were from the manufacturer Glaxo Smith Kline (GSK).

Site of Injection: At DPH health center-managed influenza outreaches, the majority of clients received the vaccination in their left deltoid (77%). The remainder received the vaccine in the right deltoid (21%), in the left thigh (1%), and in the right thigh (<1%).

Characteristics by Service Planning Areas (Table 2)

Gender: The gender distribution of vaccine recipients was similar across Service Planning Areas. Approximately 56% of all clients were female and 43% male. SPA 1 and SPA 7 had the highest percentage of females (60%) and SPA 4 had the lowest (52%).

Age group: The age distribution of clients varied greatly by SPA. SPA 1 and SPA 2 vaccinated the largest proportion of 6-month to 17-year-old clients (26% and 23%, respectively), while SPA 5 and 3 vaccinated the largest proportion of persons aged 65 years and older (31% and 26% respectively).

Race/Ethnicity: Race/ethnicity also varied greatly by SPA. SPA 3 and 4 had majority Asian clients with 63% and 68% respectively. SPA 1, 2, 6, and 7 had majority Hispanic/Latino clients at 68%, 52%, 75%, and 53% respectively. Almost half (47%) of clients at SPA 5 were White/Non-Hispanic.

Language of the Survey: Survey languages varied greatly throughout the county: SPA 5 utilized the largest proportion of English surveys (98%); SPAs 1, 2, and 6 utilized the largest proportion of Spanish surveys (38%, 32%, and 58%, respectively); SPA 3 utilized the largest proportion of Chinese surveys (11%); and SPAs 4 utilized the largest proportion of Korean surveys (45%).

Insurance Status: SPA 5 had the largest proportion of Medicare recipients (20%), while SPA 1 and SPA 2 had the largest proportion of Medicaid recipients (33% and 31%, respectively). The largest proportion of privately insured individuals that were vaccinated was in SPA 5 (38%). In contrast, SPA 6 had the largest proportion of uninsured clients (48%), followed by SPA 7 (44%).

Manufacturer: All SPAs utilized vaccines manufactured by Glaxo Smith Kline.

Characteristics by Insurance Type (Table 3)

The Department of Public Health vaccinated 12,073 clients; the number and proportion of clients who were uninsured was 4,137 (34%) compared to those who had private insurance (n=3,015; 25%). Less than a quarter had Medicaid/Medi-Cal (n=2,636; 22%).

Gender: When stratifying by gender, females were the majority across all types of insurance Medicare, Medicaid, private, and uninsured. The distribution of males and females were approximately similar across all insurance status types.

Age: As expected, the majority of clients who had Medicare were 65-74 years of age (58%), followed by those 75 years and older (42%). Twenty-four percent of Medicaid clients were under 18 years of age. Another 16% of Medicaid clients were 55-64 years old. Clients aged 55-64 comprised 21% of the total sample, but a quarter (25%) of private and uninsured clients, and 30% of those using other types of insurance.

Race/Ethnicity: Asian clients constituted 48% of those who were privately insured despite only 38% of the sample identifying as Asian. Clients who utilized Medicaid were largely Hispanic

(45% versus 36% of the sample), followed by Asians (30% versus 38% of the sample). While whites made up only 14% of the sample, they accounted for the largest percentage of those who had Medicare (39%). The majority of the uninsured were Hispanic/Latino and Asian (47% and 37%, respectively). The majority of those who did not know their insurance were Asian (45%).

Language of the Survey: Overall, English speakers made up the majority of respondents (64%), a higher percentage of those with private insurance and on Medicare (79% and 80%, respectively). Spanish surveys were used by 21% of respondents, however those that chose Spanish Survey made up about a third of uninsured clients.

Insurance Types (Tables 3a and 3b)

Table 3a and Table 3b display the characteristics of people with private insurance and without private insurance, stratified by co-insurance options (clients were able to choose more than one insurance type for the survey). Twenty-five percent of the total sample (n=3,015) reported having private insurance (private only or some combination of private insurance and Medicare, Medicaid and/or other insurance). Of the 12,073 clients vaccinated, 75% were without private insurance – that is they did not know their insurance status, were uninsured, or had some combination of Medicare, Medicaid and/or other insurance; n=9,058). Of those without private insurance, 46% did not have any type of insurance (n=4,137).

Target Populations (Table 4)

Outreach efforts were implemented to reach certain high-risk populations to ensure that they were receiving the vaccine. Out of a total of 235 flu outreaches, several outreach efforts were targeted towards children (4%), seniors (3%) and homeless (48%). Most of the outreach efforts had multiple targeted populations. In fact, 64% of outreaches were targeted to all specified groups.

Number of outreach events (Figure 1)

Overall, the Department of Public Health offered 235 flu outreach events throughout Los Angeles County. On average, DPH vaccinated 51 clients per event. All Los Angeles County Service Planning Areas participated in this flu outreach campaign. SPA 4 and SPA 7 managed the most events (53 and 41, respectively). The largest average number of clients per outreach was seen in SPA 3, with approximately 74 clients per event.

Percent of clients vaccinated by venue (Figure 2)

Clients were vaccinated at different venues throughout Los Angeles County. The highest percentage of clients were vaccinated at churches (35%; n=4,265), followed by libraries (24%; n=2,874), community outreach/health fairs (14%; n=1,659), community centers (11%; n=1,291), senior centers (7%; n=823), schools (2%; n=294), and homeless shelters (including winter shelters) (1%; n=139).

Number of clients vaccinated by venue and by SPA (Figures 3-10)

As stated above, many clients were vaccinated at church venues. San Gabriel (SPA 3) (Figure 5), Metro (SPA 4) (Figure 6), and South (SPA 6) (Figure 8) had the highest number of clients vaccinated at their church-based outreach sites, with the highest number in SPA 4 (n=1,952) (Figure 6). San Fernando (SPA 2), San Gabriel (SPA 3) and SPA 7 (East) had the highest number of clients vaccinated at libraries, with the highest number in SPA 7 (n=572 in 14 outreaches).

Number of clients vaccinated by venue and by race group (Figures 11-16)

Church venues were the most popular locations for Asian (n=2,612) and Hispanic/Latino (n=1,189) clients to receive the flu vaccination (Figures 11 and 13). The highest number of African-American, White/Non-Hispanic, Native Hawaiian/Pacific Islander, American Indian/Native Alaskan clients were vaccinated at libraries (n=109, n=602, n=31 and n=12, respectively).

Number of clients vaccinated by venue and by age group (Figures 17-25)

When stratifying by age groups, almost all age groupings had the highest number of clients vaccinated at church outreaches. The exceptions were clients less than 5 years old and 25-34 years old that were vaccinated at libraries (n=102 and n=331 respectively) (Figures 17 and 20). Finally, clients 75 years and older were most frequently vaccinated at community centers (n=219) (Figure 25).

Maps (Figures 26-36)

Flu outreach sites were operated throughout Los Angeles County. A majority of persons receiving the flu vaccine were located in ZIP codes that were close to one of the outreach locations (Figure 26). SPA 3 (San Gabriel) and SPA 4 (Metro) had the most Los Angeles County residents vaccinated (Figure 27). When analyzing by Supervisorial District, Districts 1 and 2 had the highest number of persons vaccinated (Figure 28). Though most clients were located near the outreach sites, there were many clients who resided in a ZIP code that was not close to the outreach that they attended (Figures 29-36).

Characteristics of clients vaccinated at flu outreach clinics during the seven years of flu outreach campaigns 2013-2014, 2014-2015, 2015-2016, 2016-2017, 2017-2018, 2018-2019, and 2019-2020 (Figures 37-42)

The number of persons vaccinated during flu outreach campaigns decreased in 2019-2020 (n=12,073) compared to 2018-2019 (n=13,113). Previous years have shown a steady decline in the number of persons vaccinated (n=13,388 in 2016-2017; n=16,905 in 2015-2016, n=20,953 in 2014-2015, and n=20,607 in 2013-2014). However, the distribution of many socio-demographic factors of clients did not vary over time. The distribution of gender remained relatively consistent over seven years of flu outreach (56-59% females, 39-43% males) (Figure 37). The client's age group distribution over the seven flu campaigns also remained fairly steady with the highest percentage of those vaccinated being aged 55-64 years old (ranging from 21% to 23%) (Figure 38). Some variation was seen over the seven flu campaigns regarding race, with Hispanics/Latinos (ranging from 34% to 41%) and Asians (ranging from 33% to 39%) constituting the majority of clients. Of note, Hispanic/Latino clients experienced a decrease in vaccinations

(41% to 36%) over the past seven years. On the other hand, Asian clients have experienced an increase in vaccinations over the past seven years (33% to 39%) (*Figure 39*). Overall, the distribution of clients by SPA did not vary; however, the highest proportions vaccinated from 2013-2017 was SPA 3, with a range between 21% and 24%; however, from 2017 onward, SPA 4 had the highest percentage of clients vaccinated from 25% to 27% (*Figure 41*).

There were some differences in the health insurance status of clients over the seven years of data. The percentage of uninsured clients increased (34%) compared to the declining trend for previous 6 years (from 39% in 2013-2014 to 35% in 2014-2015, 31% in 2015-2016, 27% in 2016-2017, 27% in 2017-2018, and 29% in 2018-2019). On the other hand, the percentage of clients with private health insurance decreased in the 2019-2020 campaign (25%) compared to 2018-2019 (28%) despite the increasing trend in previous years (20% in 2013-2014 to 27% in 2014-2015, 26% in 2015-2016, 28% in 2016-2017, and 33% in 2017-2018) (*Figure 40*). Although venue types where clients were vaccinated changed slightly over time, the highest percentage of clients was consistently vaccinated at churches (34%-39%). There was an increase in clients vaccinated at libraries in the current year (24%) compared to previous years (18% in 2018-2019 and 2017-2018, 12% in 2016-2017 and 11% in 2015-2016). Of note, clients vaccinated in schools dropped significantly to 2% compared to previous year (8% in 2018-2019) (*Figure 42*).

Percentage of uninsured clients vaccinated at flu outreach clinics in 2013-2014, 2014-2015, 2015-2016, 2016-2017, 2017-2018, 2018-2019, and 2019-2020 by gender, age group, race/ethnicity, SPA, insurance status and venue type (Figures 43-47)

There was an increasing trend in the distribution of males among uninsured clients over time (37-42%) (*Figure 43*). The distribution of clients by age group did not change notably over time, with the exception of the 55-64 age group, which constituted 33% of all uninsured clients in 2013-2014, but a decreased range of 24%-26% in subsequent years (*Figure 44*). In all seven flu outreach campaigns, the highest percentage of uninsured clients were among Hispanics/Latinos (47-56%) followed by Asians (31-37%). Of note, there was slight declining trend for Hispanics/Latinos and a slight increasing trend for Asian clients over time in the number of uninsured (*Figure 45*). *Figure 46* shows that the distribution of uninsured clients by SPA did not vary considerably over the first three years with the highest percentage of uninsured being vaccinated in SPA 6 (23-25%), followed by SPA 4 (17-21%). However, in 2016-2017 and 2017-2018, there was a notable decrease for SPA 6 (25% to 19% to 12%) and an increasing trend the past two years (15% in 2018-2019 and 17% in 2019-2020). Conversely, there was an increase for SPA 4 (20% to 29% to 35%) from 2015-2017 and a subsequent decline in 2018-2019 (30%) and 2019-2020 (25%) (*Figure 46*). In all seven years of flu outreach campaigns, the highest percentage of uninsured clients was vaccinated at churches (38-48%) (*Figure 47*).

Health insurance status of clients vaccinated at flu outreach clinics in 2013-2014, 2014-2015, 2015-2016, 2016-2017, 2017-2018, 2018-2019, and 2019-2020 by race/ethnicity and by SPA (Figures 48-55)

Although health insurance status varied by race/ethnicity in all seven years of flu outreach campaigns and by Service Planning Areas, the highest percentage of uninsured was consistently

Hispanic/Latino clients with some exceptions: Other (2016-2017), AI/AN (2018-2019), and NH/PI (2019-2020) in SPA 1 (*Figure 48*), NH/PI (2015-2016, 2016-2017, 2017-2018), AI/AN (2013-2014 and 2018-2019), Other (2019-2020) in SPA 2 (*Figure 49*), AI/AN (2013-2014, and 2019-2020), NH/PI (2018-2019) in SPA 3 (*Figure 50*), AI/AN (2013-2014, 2016-2017, 2018-2019) in SPA 4 (*Figure 51*), AI/AN (2013-2014, 2017-2018, 2019-2020, Asians (2015-2016) in SPA 5 (*Figure 52*), AI/AN (2013-2014) in SPA 6 (*Figure 53*), AI/AN (2016-2017) in SPA 7 (*Figure 54*), and AI/AN (2013-2014), Other (2019-2020) in SPA 8 (*Figure 55*). Of note, an extremely small number of Native Hawaiian/Pacific Islanders and American Indians/Alaskan Natives determined the higher percentage of uninsured.

Limitations

Results from the Influenza Outreach Campaign are subject to several limitations. First, results may be subject to recall bias because analysis relied on self-reported data. The patient filled out the first half of the Vaccine Consent Form, including socio-demographic characteristics, while the nursing staff completed the vaccine information in the second half. This process may lead to some misclassification and cause some measures to be either under or over-reported. In addition, homeless status was not explicitly obtained from the consent form, possibly underestimating the number of people experiencing homelessness that received a flu vaccination. One of the County's recent priorities has been to reach out to this vulnerable population of over 60,000 (LA County Homeless Count). Missing data is also a pervasive problem with assessment surveys. Checking for completed forms before the patient leaves the flu outreach is essential to maintaining the integrity of the data and its usefulness.

Lastly, the results of this survey may not be generalizable to the general population because data was collected from specific outreach sites in Los Angeles County – they were not chosen in a random fashion. It is important to note that this is not a longitudinal study and the results should not be interpreted or be used in such a manner.

What We Learned

One of the goals of the DPH-operated annual flu campaigns is to vaccinate the uninsured. This flu season was no exception, with 4,136 vaccinated clients (34%) reporting that they had no health insurance. Over the past seven years, the number of uninsured clients first declined then stabilized, and now has increased. It is also important to note that around 7,000 people with private and public (Medicare and Medicaid) insurance received a flu shot. These results demonstrate that these free flu clinics serve both as a “safety net” for the uninsured and as a preferred provider for some who are insured.

This report highlighted efforts to immunize targeted populations such as children, seniors, homeless and immunocompromised adults and outreaches were conducted in a variety of venues to reach these groups. We learned that it is important to offer the consent form in multiple languages as only 67% of clients completed the English consent form.

Finally, the success of this flu campaign can be attributed to the tremendous work of the hundreds of staff members and volunteers who completed a massive task of tracking and entering 12,073 outreach forms.

Table 1. Characteristics of vaccinated flu clients (n=12,073) by Health Center Managing the Outreach, 2019-2020 Flu Outreach Campaign.

Characteristics ^{1,2}	Total		Health Center Managing the Outreach									
			Antelope Valley		Central		Curtis Tucker/ Torrance		Hollywood Wilshire		Center for Public Health (MLK)	
	N	%	n	%	n	%	n	%	n	%	n	%
Number of Outreaches	235	100	17	7	40	17	23	10	13	6	28	12
Total	12,073	100	540	100	2,001	100	968	100	997	100	1,497	100
Gender												
Male	5,160	43	214	40	928	46	401	41	468	47	610	41
Female	6,743	56	322	60	1,035	52	562	58	516	52	883	59
Age (Years)												
Under 5	226	2	17	3	32	2	16	2	9	1	12	1
5-17	1,492	12	123	23	209	10	90	9	83	8	149	10
18-24	582	5	20	4	109	5	52	5	28	3	87	6
25-34	1,192	10	67	12	169	8	84	9	95	10	179	12
35-44	1,722	14	89	16	306	15	153	16	124	12	238	16
45-54	2,183	18	109	20	386	19	183	19	186	19	338	23
55-64	2,544	21	85	16	526	26	211	22	279	28	299	20
65-74	1,335	11	21	4	176	9	105	11	125	13	151	10
75 and over	759	6	9	2	81	4	73	8	67	7	40	3
Race/Ethnicity												
Asian	4,549	38	12	2	1,391	70	201	21	646	65	45	3
Black/African American	558	5	30	6	90	4	49	5	25	3	234	16
Hispanic/Latino	4,391	36	366	68	363	18	359	37	91	9	1,119	75
White	1,713	14	80	15	63	3	279	29	185	19	34	2
Native Hawaiian/Pacific Islander	78	1	3	1	4	<1	19	2	6	1	4	0
American Indian/Alaskan Native	58	<1	6	1	8	<1	4	<1	3	0	8	1
Multi-race	235	2	5	1	24	1	25	3	20	2	17	1
Other	144	1	5	1	11	1	16	2	11	1	13	1
Language of survey												
English	7,739	64	333	62	805	40	741	77	620	62	623	42
Spanish	2,566	21	207	38	183	9	225	23	26	3	874	58
Chinese	289	2	--	--	23	1	2	<1	--	--	--	--
Korean	1,479	12	--	--	990	49	--	--	351	35	--	--
Insurance Status₃												
Medicare	958	8	13	2	63	3	111	11	63	6	41	3
Medicaid/Medi-Cal	2,636	22	179	33	475	24	170	18	160	16	340	23
Private insurance	3,015	25	80	15	540	27	284	29	309	31	210	14
Uninsured	4,137	34	177	33	680	34	316	33	370	37	715	48
Don't know	454	4	11	2	125	6	37	4	25	3	61	4

Table 1 (continued). Characteristics of vaccinated flu clients (n=12,073) by Health Center Managing the Outreach, 2019-2020 Flu Outreach Campaign.

Characteristics ^{1,2}	Total		Health Center Managing the Outreach									
			Antelope Valley		Central		Curtis Tucker/ Torrance		Hollywood Wilshire		Center for Public Health (MLK)	
	N	%	n	%	n	%	n	%	n	%	n	%
Number of Outreaches	235	100	17	7	40	17	23	10	13	6	28	12
Total	12,073	100	540	100	2,001	100	968	100	997	100	1,497	100
Other	397	3	8	1	65	3	47	5	66	7	35	2
Pregnant	34	<1	5	1	8	<1	2	<1	1	<1	2	<1
Manufacturer												
Glaxo Smith Kline (GSK)	12,073	100	540	100	2,001	100	968	100	997	100	1,497	100
Site of injection												
Left deltoid (LD)	9,295	77	331	61	1,579	79	734	76	854	86	809	54
Right deltoid (RD)	2,564	21	196	36	394	20	218	23	137	14	666	44
Left thigh (LT)	61	1	8	1	10	<1	3	<1	1	<1	3	<1
Right thigh (RT)	20	<1	2	<1	2	<1	1	<1	--	--	5	<1

¹ Missing values not shown.

² Totals may not sum to 100% due to missing values and/or rounding.

³ Totals may exceed 100% due to multiple responses.

Table 1 (continued). Characteristics of vaccinated flu clients (n=12,073) by Health Center Managing the Outreach, 2019-2020 Flu Outreach Campaign.

Characteristics _{1,2}	Total		Health Center Managing the Outreach									
			Monrovia		Pacoima		Pomona		Simms Mann Burke		Whittier	
	N	%	n	%	n	%	n	%	n	%	n	%
Number of Outreaches	235	100	12	5	29	12	20	9	12	5	41	17
Total	12,073	100	823	100	1,656	100	1,550	100	638	100	1,403	100
Gender												
Male	5,160	43	358	43	683	41	665	43	281	44	552	39
Female	6,743	56	445	54	945	57	849	55	349	55	837	60
Age (Years)												
Under 5	226	2	18	2	47	3	32	2	18	3	25	2
5-17	1,492	12	106	13	334	20	196	13	53	8	149	11
18-24	582	5	36	4	94	6	69	4	17	3	70	5
25-34	1,192	10	75	9	205	12	116	7	72	11	130	9
35-44	1,722	14	108	13	263	16	150	10	77	12	214	15
45-54	2,183	18	139	17	287	17	214	14	79	12	262	19
55-64	2,544	21	157	19	257	16	338	22	118	18	274	20
65-74	1,335	11	109	13	117	7	270	17	103	16	158	11
75 and over	759	6	74	9	50	3	160	10	97	15	108	8
Race/Ethnicity												
Asian	4,549	38	620	75	321	19	874	56	165	26	274	20
Black/African American	558	5	8	1	37	2	19	1	29	5	37	3
Hispanic/Latino	4,391	36	111	13	859	52	300	19	86	13	737	53
White	1,713	14	44	5	264	16	243	16	302	47	219	16
Native Hawaiian/Pacific Islander	78	1	3	<1	14	1	8	1	4	1	13	1
American Indian/Alaskan Native	58	<1	1	<1	8	0	3	<1	--	--	17	1
Multi-race	235	2	18	2	32	2	31	2	20	3	43	3
Other	144	1	5	1	29	2	16	1	15	2	23	2
Language of survey												
English	7,739	64	631	77	1,124	68	1,211	78	623	98	1,028	73
Spanish	2,566	21	32	4	532	32	98	6	14	2	375	27
Chinese	289	2	160	19	--	--	103	7	1	0	--	--
Korean	1,479	12	--	--	--	--	138	9	--	--	--	--
Insurance Status												
Medicare	958	8	99	12	74	4	258	17	126	20	110	8
Medicaid/Medi-Cal	2,636	22	218	26	513	31	237	15	81	13	263	19
Private insurance	3,015	25	212	26	344	21	576	37	245	38	215	15
Uninsured	4,137	34	252	31	508	31	352	23	155	24	612	44
Don't know	454	4	14	2	62	4	40	3	14	2	65	5

Table 1 (continued). Characteristics of vaccinated flu clients (n=12,073) by Health Center Managing the Outreach, 2019-2020 Flu Outreach Campaign.

Characteristics ^{1,2}	Total		Health Center Managing the Outreach									
			Monrovia		Pacoima		Pomona		Simms Mann Burke		Whittier	
	N	%	n	%	n	%	n	%	n	%	n	%
Number of Outreaches	235	100	12	5	29	12	20	9	12	5	41	17
Total	12,073	100	823	100	1,656	100	1,550	100	638	100	1,403	100
Other	397	3	23	3	18	1	56	4	27	4	52	4
Pregnant	34	<1	2	<1	6	<1	5	<1	--	--	3	<1
Manufacturer												
Glaxo Smith Kline (GSK)	12,073	100	1,497	100	823	100	1,656	100	1,550	100	638	100
Site of injection												
Left deltoid (LD)	9,295	77	809	54	745	91	1,399	84	1,311	85	491	77
Right deltoid (RD)	2,564	21	666	44	63	8	216	13	213	14	127	20
Left thigh (LT)	61	1	3	<1	12	1	7	<1	2	<1	6	1
Right thigh (RT)	20	<1	5	<1	--	--	2	<1	--	--	6	1

¹ Missing values not shown.

² Totals may not sum to 100% due to missing values and/or rounding.

³ Totals may exceed 100% due to multiple responses.

Table 2. Characteristics of vaccinated flu clients (12,073), by Service Planning Area (SPA), 2019-2020 Flu Outreach Campaign.

Characteristics _{1,2}	Total		Service Planning Area															
			SPA 1		SPA 2		SPA 3		SPA 4		SPA 5		SPA 6		SPA 7		SPA 8	
	N	%	n	%	n	%	n	%	n	%	n	%	n	%	n	%	n	%
Total	12,073	100	540	100	1,656	100	2,373	100	2,998	100	638	100	1,497	100	1,403	100	968	100
Gender																		
Male	5,160	43	214	40	683	41	1,023	43	1,396	47	281	44	610	41	552	39	401	41
Female	6,743	56	322	60	945	57	1,294	55	1,551	52	349	55	883	59	837	60	562	58
Age (Years)																		
Under 5	226	2	17	3	47	3	50	2	41	1	18	3	12	1	25	2	16	2
5-17	1,492	12	123	23	334	20	302	13	292	10	53	8	149	10	149	11	90	9
18-24	582	5	20	4	94	6	105	4	137	5	17	3	87	6	70	5	52	5
25-34	1,192	10	67	12	205	12	191	8	264	9	72	11	179	12	130	9	84	9
35-44	1,722	14	89	16	263	16	258	11	430	14	77	12	238	16	214	15	153	16
45-54	2,183	18	109	20	287	17	353	15	572	19	79	12	338	23	262	19	183	19
55-64	2,544	21	85	16	257	16	495	21	805	27	118	18	299	20	274	20	211	22
65-74	1,335	11	21	4	117	7	379	16	301	10	103	16	151	10	158	11	105	11
75 and over	759	6	9	2	50	3	234	10	148	5	97	15	40	3	108	8	73	8
Race/Ethnicity																		
Asian	4,549	38	12	2	321	19	1,494	63	2,037	68	165	26	45	3	274	20	201	21
Black/African American	558	5	30	6	37	2	27	1	115	4	29	5	234	16	37	3	49	5
Hispanic/Latino	4,391	36	366	68	859	52	411	17	454	15	86	13	1,119	75	737	53	359	37
White	1,713	14	80	15	264	16	287	12	248	8	302	47	34	2	219	16	279	29
Native Hawaiian/Pacific Islander	78	1	3	1	14	1	11	<1	10	<1	4	1	4	<1	13	1	19	2
American Indian/Alaskan Native	58	<1	6	1	8	<1	4	<1	11	<1	--	--	8	1	17	1	4	<1
Multi-race	235	2	5	1	32	2	49	2	44	1	20	3	17	1	43	3	25	3
Other	144	1	5	1	29	2	21	1	22	1	15	2	13	1	23	2	16	2
Language of Survey																		
English	7,739	64	333	62	1,124	68	1,842	78	1,425	48	623	98	623	42	1,028	73	741	77
Spanish	2,566	21	207	38	532	32	130	5	209	7	14	2	874	58	375	27	225	23
Chinese	289	2	--	--	--	--	263	11	23	1	1	<1	--	--	--	--	2	<1
Korean	1,479	12	--	--	--	--	138	6	1,341	45	--	--	--	--	--	--	--	--
Insurance Status																		
Medicare	958	8	13	2	74	4	357	15	126	4	126	20	41	3	110	8	111	11
Medicaid/Medi-Cal	2,636	22	179	33	513	31	455	19	635	21	81	13	340	23	263	19	170	18
Private insurance	3,015	25	80	15	344	21	788	33	849	28	245	38	210	14	215	15	284	29
Uninsured	4,137	34	177	33	508	31	604	25	1,050	35	155	24	715	48	612	44	316	33
Doesn't know	454	4	11	2	62	4	54	2	150	5	14	2	61	4	65	5	37	4
Other	397	3	8	1	18	1	79	3	131	4	27	4	35	2	52	4	47	5
Pregnant	34	<1	5	1	6	0	7	<1	9	<1	--	--	2	<1	3	<1	2	<1
Manufacturer																		
Glaxo Smith Kline (GSK)	12,073	100	540	100	1,656	100	2,373	100	2,998	100	638	100	1,497	100	1,403	100	968	100
Site of injection																		
Left deltoid (LD)	9,295	77	331	61	1,399	84	2,056	87	2,433	81	491	77	809	54	1,042	74	734	76
Right deltoid (RD)	2,564	21	196	36	216	13	276	12	531	18	127	20	666	44	334	24	218	23
Left thigh (LT)	61	1	8	1	7	<1	14	1	11	<1	6	1	3	<1	9	1	3	<1
Right thigh (RT)	20	<1	2	<1	2	<1	--	--	2	<1	6	1	5	<1	2	<1	1	<1

¹ Missing values not shown.

² Totals may not sum to 100% due to missing values and/or rounding.

³ Total may exceed 100% due to multiple responses.

Table 3. Characteristics of vaccinated flu clients (n=12,073), by Insurance Type, 2019-2020 Flu Outreach Campaign.

Characteristics ^{1,2}	Total		Type of Insurance ³											
			Medicare		Medicaid/Medi-Cal		Private Insurance		Uninsured		Doesn't Know		Other	
	N	%	n	%	n	%	n	%	n	%	n	%	n	%
Total	12,073	100	958	100	2,636	100	3,015	100	4,137	100	454	100	397	100
Gender														
Male	5,160	43	415	43	1,139	43	1,289	43	1,743	42	220	48	157	40
Female	6,743	56	527	55	1,469	56	1,691	56	2,333	56	229	50	232	58
Age (Years)														
Under 5	226	2	--	--	78	3	59	2	60	1	4	1	10	3
5-17	1,492	12	--	--	544	21	371	12	367	9	60	13	39	10
18-24	582	5	--	--	138	5	160	5	191	5	51	11	19	5
25-34	1,192	10	--	--	290	11	295	10	439	11	64	14	34	9
35-44	1,722	14	--	--	364	14	434	14	699	17	65	14	48	12
45-54	2,183	18	--	--	396	15	548	18	940	23	74	16	88	22
55-64	2,544	21	--	--	418	16	740	25	1,018	25	80	18	119	30
65-74	1,335	11	558	58	252	10	236	8	296	7	38	8	23	6
75 and over	759	6	399	42	148	6	164	5	111	3	17	4	17	4
Race/ethnicity														
Asian	4,549	38	326	34	791	30	1,435	48	1,517	37	205	45	186	47
Black/African American	558	5	34	4	185	7	141	5	130	3	21	5	17	4
Hispanic/Latino	4,391	36	165	17	1,192	45	534	18	1,959	47	158	35	105	26
White	1,713	14	373	39	289	11	690	23	312	8	34	7	52	13
Native Hawaiian/Pacific Islander	78	1	5	1	18	1	26	1	19	<1	1	<1	7	2
American Indian/Alaskan Native	58	<1	4	<1	23	1	10	<1	12	<1	4	1	2	1
Multi-race	235	2	3	<1	53	2	85	3	66	2	16	4	8	2
Other	144	1	19	2	38	1	26	1	44	1	7	2	8	2
Language of Survey														
English	7,739	64	765	80	1,672	63	2,374	79	2,164	52	266	59	274	69
Spanish	2,566	21	90	9	638	24	170	6	1,300	31	99	22	56	14
Chinese	289	2	41	4	79	3	43	1	114	3	6	1	15	4
Korean	1,479	12	62	6	247	9	428	14	559	14	83	18	52	13
Pregnant	34	<1	--	--	11	<1	9	<1	10	<1	2	<1	--	--
Manufacturer														
Glaxo Smith Kline (GSK)	12,073	100	958	100	2,636	100	3,015	100	4,137	100	454	100	397	100
Site of injection														
Left deltoid (LD)	9,295	77	776	81	1,947	74	2,483	82	3,131	76	339	75	304	77
Right deltoid (RD)	2,564	21	166	17	619	23	487	16	951	23	109	24	85	21
Left thigh (LT)	61	1	2	<1	24	1	10	<1	18	<1	2	<1	2	1
Right thigh (RT)	20	<1	--	--	12	<1	5	<1	1	<1	2	<1	--	--

¹Missing values not shown.

²Totals may not sum to 100% due to missing values and/or rounding.

³Clients could have marked more than 1 type of insurance.

Table 3a. Characteristics of vaccinated flu clients with private insurance (n=3,015) by insurance type, 2019-2020 Flu Outreach Campaign.

Characteristics ^{1,2}	With Private Insurance											
	Total		Private only		Plus Medicare		Plus Medicaid/Medi-Cal		Plus Medicare and Medicaid/Medi-Cal		Plus Other	
	N	%	n	%	n	%	n	%	n	%	n	%
Total	3,015	100	2,825	100	160	100	24	100	4	100	2	100
Gender												
Male	1,289	43	1,219	43	59	37	10	42	--	--	1	50
Female	1,691	56	1,572	56	100	63	14	58	4	100	1	50
Age (Years)												
0-4	59	2	58	2	--	--	1	4	--	--	--	--
5-17	371	12	363	13	--	--	8	33	--	--	--	--
18-24	160	5	159	6	--	--	1	4	--	--	--	--
25-34	295	10	292	10	--	--	3	13	--	--	--	--
35-44	434	14	431	15	--	--	2	8	--	--	1	50
45-54	548	18	542	19	--	--	6	25	--	--	--	--
55-64	740	25	739	26	--	--	1	4	--	--	1	50
65-74	236	8	157	6	75	47	2	8	2	50	--	--
75 and over	164	5	77	3	85	53	--	--	2	50	--	--
Race/ethnicity												
Asian	1,435	48	1,383	49	37	23	12	50	2	50	1	50
Black/African American	141	5	134	5	3	2	4	17	--	--	--	--
Hispanic/Latino	534	18	514	18	14	9	5	21	1	25	--	--
White	690	23	594	21	93	58	2	8	1	25	--	--
Native Hawaiian/Pacific Islander	26	1	26	1	--	--	--	--	--	--	--	--
American Indian/Alaskan Native	10	<1	10	<1	--	--	--	--	--	--	--	--
Multi-race	85	3	82	3	2	1	1	4	--	--	--	--
Other	26	1	22	1	4	3	--	--	--	--	--	--
Language of the Survey												
English	2,374	79	2,204	78	151	94	16	67	2	50	1	50
Spanish	170	6	164	6	5	3	1	4	--	--	--	--
Chinese	43	1	37	1	4	3	1	4	1	25	--	--
Korean	428	14	420	15	--	--	6	25	1	25	1	50
Pregnant	9	<1	9	<1	--	--	--	--	--	--	--	--
Manufacturer												
Glaxo Smith Kline (GSK)	3,015	100	2,825	100	160	100	24	100	4	100	2	100
Site of injection												
Left deltoid (LD)	2,483	82	2,322	82	136	85	19	79	4	100	2	100
Right deltoid (RD)	487	16	461	16	22	14	4	17	--	--	--	--
Left thigh (LT)	10	<1	9	<1	1	1	--	--	--	--	--	--
Right thigh (RT)	5	<1	4	<1	--	--	1	4	--	--	--	--

¹ Missing values not shown.

² Totals may not sum to 100% due to missing values and/or rounding.

Table 3b. Characteristics of vaccinated flu clients without private insurance (n=9,058) by Insurance Type, 2019-2020 Flu Outreach Campaign.

Characteristics ^{1,2}	Without Private Insurance										Uninsured		Don't Know					
	Total		Medicare only		Medicaid only		Medicare and Medicaid		Medicare and other		Medicaid and other		Other only		Uninsured		Don't Know	
	N	%	n	%	n	%	n	%	n	%	n	%	n	%	n	%	n	%
Total	9,058	100	719	100	2,533	100	75	100	7	100	1	100	388	100	4,137	100	454	100
Gender																		
Male	3,871	43	322	45	1,095	43	34	45	4	57	1	100	152	39	1,743	42	220	48
Female	5,052	56	383	53	1,411	56	40	53	3	43	--	--	228	59	2,333	56	229	50
Age (Years)																		
Under 5	167	2	--	--	77	3	--	--	--	--	--	--	10	3	60	1	4	1
5-17	1,121	12	--	--	536	21	--	--	--	--	--	--	39	10	367	9	60	13
18-24	422	5	--	--	137	5	--	--	--	--	--	--	19	5	191	5	51	11
25-34	897	10	--	--	287	11	--	--	--	--	--	--	34	9	439	11	64	14
35-44	1,288	14	--	--	362	14	--	--	--	--	--	--	47	12	699	17	65	14
45-54	1,635	18	--	--	390	15	--	--	--	--	--	--	88	23	940	23	74	16
55-64	1,804	20	--	--	417	16	--	--	--	--	--	--	118	30	1,018	25	80	18
65-74	1,099	12	442	61	209	8	39	52	3	43	--	--	20	5	296	7	38	8
75 and over	595	7	276	38	110	4	36	48	4	57	1	100	13	3	111	3	17	4
Race/Ethnicity																		
Asian	3,114	34	255	35	745	29	32	43	1	14	--	--	184	47	1,517	37	205	45
Black/African American	417	5	25	3	175	7	6	8	--	--	--	--	17	4	130	3	21	5
Hispanic/Latino	3,857	43	127	18	1,163	46	23	31	2	29	--	--	103	27	1,959	47	158	35
White	1,023	11	269	37	276	11	10	13	1	14	--	--	51	13	312	8	34	7
Native Hawaiian/Pacific Islander	52	1	4	1	17	1	1	1	3	43	1	100	4	1	19	<1	1	<1
American Indian/Alaskan Native	48	1	3	<1	22	1	1	1	--	--	--	--	2	1	12	<1	4	1
Multi-race	150	2	1	<1	52	2	--	--	--	--	--	--	8	2	66	2	16	4
Other	118	1	14	2	37	1	1	1	--	--	--	--	8	2	44	1	7	2
Language of the Survey																		
English	5,365	59	578	80	1,620	64	34	45	7	100	1	100	266	69	2,164	52	266	59
Spanish	2,396	26	63	9	615	24	22	29	--	--	--	--	56	14	1,300	31	99	22
Chinese	246	3	23	3	64	3	13	17	--	--	--	--	15	4	114	3	6	1
Korean	1,051	12	55	8	234	9	6	8	--	--	--	--	51	13	559	14	83	18
Pregnant	25	<1	--	--	11	<1	--	--	--	--	--	--	--	--	10	<1	2	<1
Manufacturer																		
Glaxo Smith Kline (GSK)	9,058	100	719	100	2,533	100	75	100	7	100	1	100	388	100	4,137	100	454	100

Table 3b (Continued). Characteristics of vaccinated flu clients without private insurance (n=9,058) by Insurance Type, 2019-2020 Flu Outreach Campaign.

Characteristics ^{1,2}	Without Private Insurance										Uninsured	Don't Know						
	Total		Medicare only		Medicaid only		Medicare and Medicaid		Medicare and other				Medicaid and other		Other only			
	N	%	n	%	n	%	n	%	n	%	n	%	n	%	n	%		
Total	9,058	100	719	100	2,533	100	75	100	7	100	1	100	388	100	4,137	100	454	100
Site of injection																		
Left deltoid (LD)	6,812	75	573	80	1,861	73	63	84	5	71	1	100	297	77	3,131	76	339	75
Right deltoid (RD)	2,077	23	132	18	603	24	12	16	2	29	--	--	83	21	951	23	109	24
Left thigh (LT)	51	1	1	<1	24	1	--	--	--	--	--	--	2	1	18	<1	2	<1
Right thigh (RT)	15	<1	--	--	11	<1	--	--	--	--	--	--	--	--	1	<1	2	<1

¹Missing values not shown.

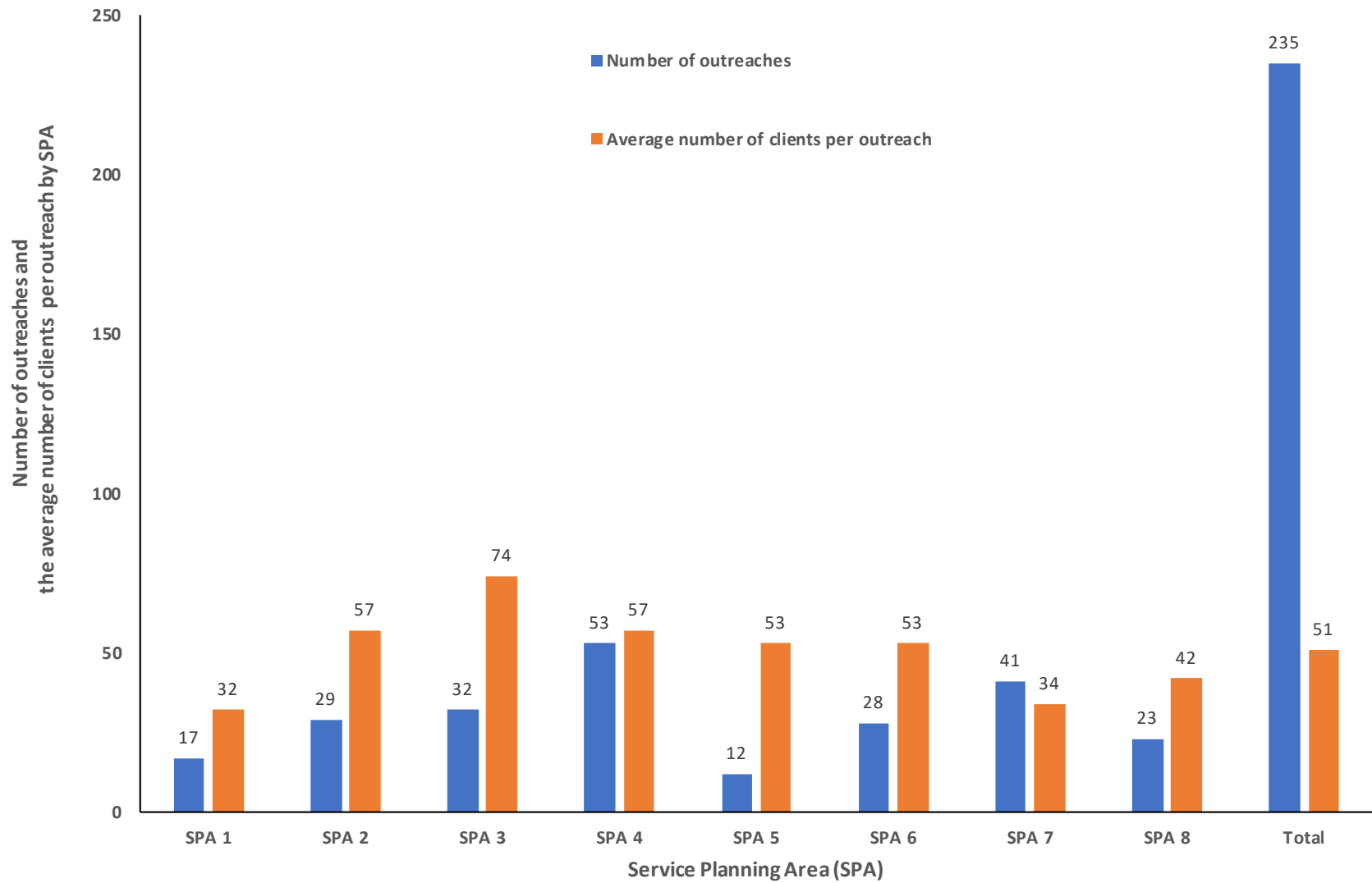
²Totals may not sum to 100% due to missing values and/or rounding.

Table 4. Number of flu outreaches by target population and Service Planning Area (SPA) (n=235), 2018-2019 Flu Outreach Campaign.

Target Populations ^{1,2}	Service Planning Area																	
	Total		SPA 1 Antelope		SPA 2 San Fernando		SPA 3 San Gabriel		SPA 4 Metro		SPA 5 West		SPA 6 South		SPA 7 East		SPA 8 South Bay	
	N	%	n	%	n	%	n	%	n	%	n	%	n	%	n	%	n	%
Number of Outreaches	235	100	17	100	29	100	32	100	53	100	12	100	28	100	41	100	23	100
All	104	44	6	35	16	55	8	25	19	36	5	42	23	82	12	29	15	65
Children	--	--	--	--	--	--	--	--	--	--	--	--	--	--	--	--	--	--
Children, Seniors	1	<1	--	--	1	3	--	--	--	--	--	--	--	--	--	--	--	--
Children, Seniors, Immune Compromised Adults	10	4	--	--	--	--	5	16	4	8	--	--	--	--	--	--	1	4
Homeless	92	39	3	18	11	38	17	53	22	42	7	58	2	7	25	61	5	22
Seniors	8	3	--	--	--	--	2	6	1	2	--	--	1	4	4	10	--	--
Seniors, Homeless, Immune Compromised Adults	20	9	8	47	1	3	--	--	7	13	--	--	2	7	--	--	2	9

¹ Percentages may exceed 100% due to rounding.

² Target populations are defined by CHS administration.



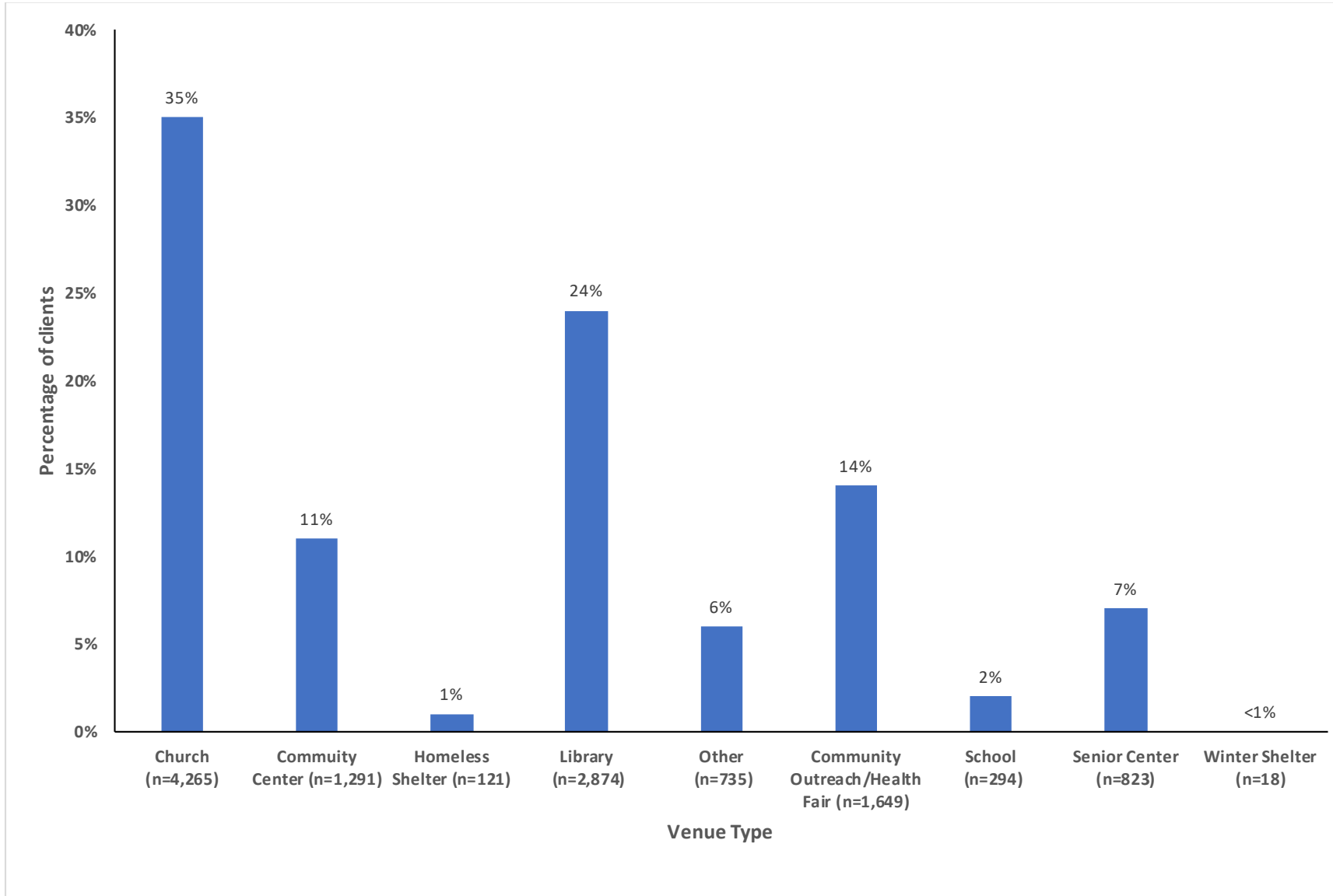


Figure 3. Number of clients vaccinated at flu outreach sites in Service Planning Area 1 (Antelope Valley) by venue type (n=17), 2019-2010 Flu Outreach Campaign.

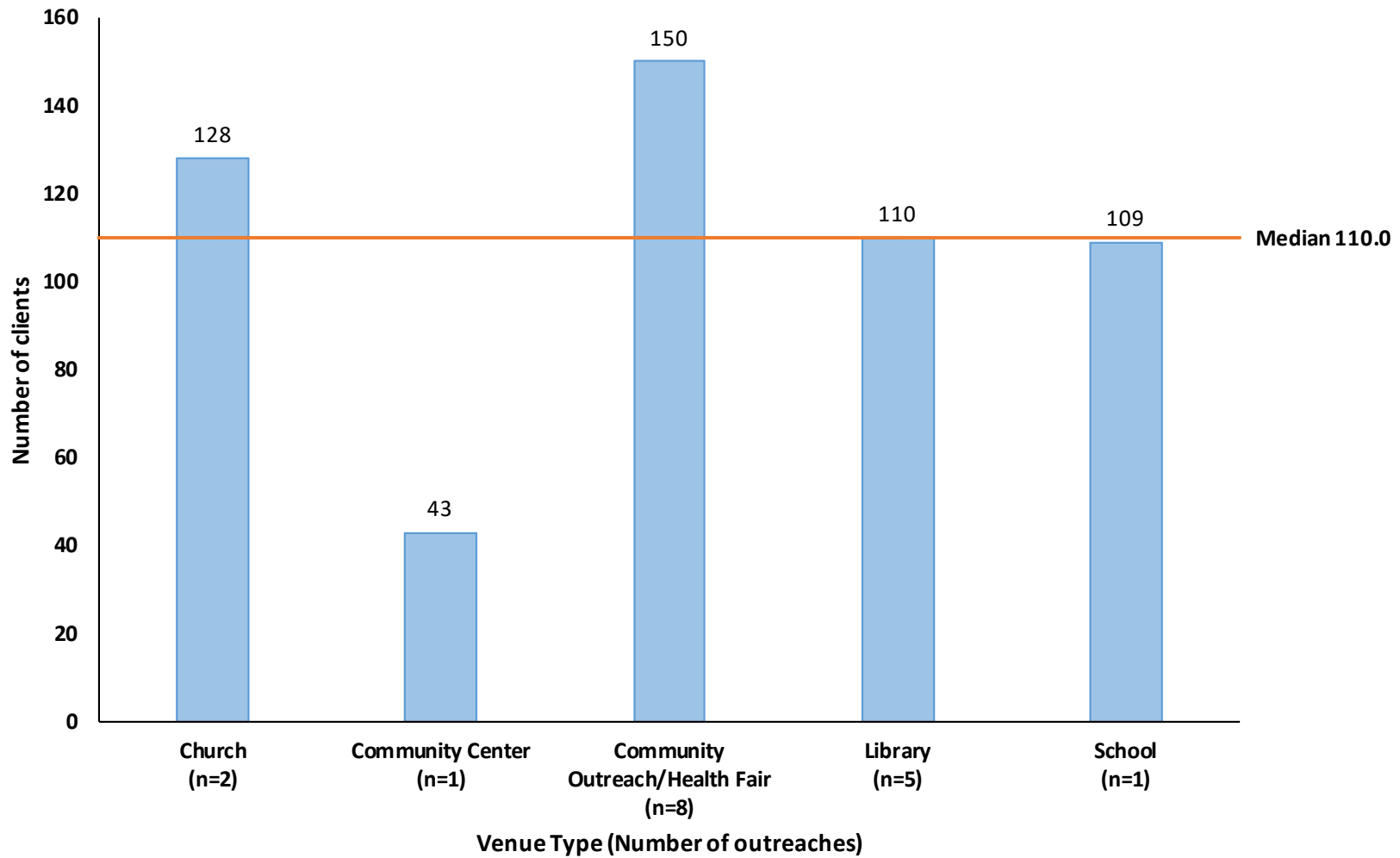


Figure 4. Number of clients vaccinated at flu outreach sites in Service Planning Area 2 (San Fernando) by venue type (n=29), 2019-2020 Flu Outreach Campaign.

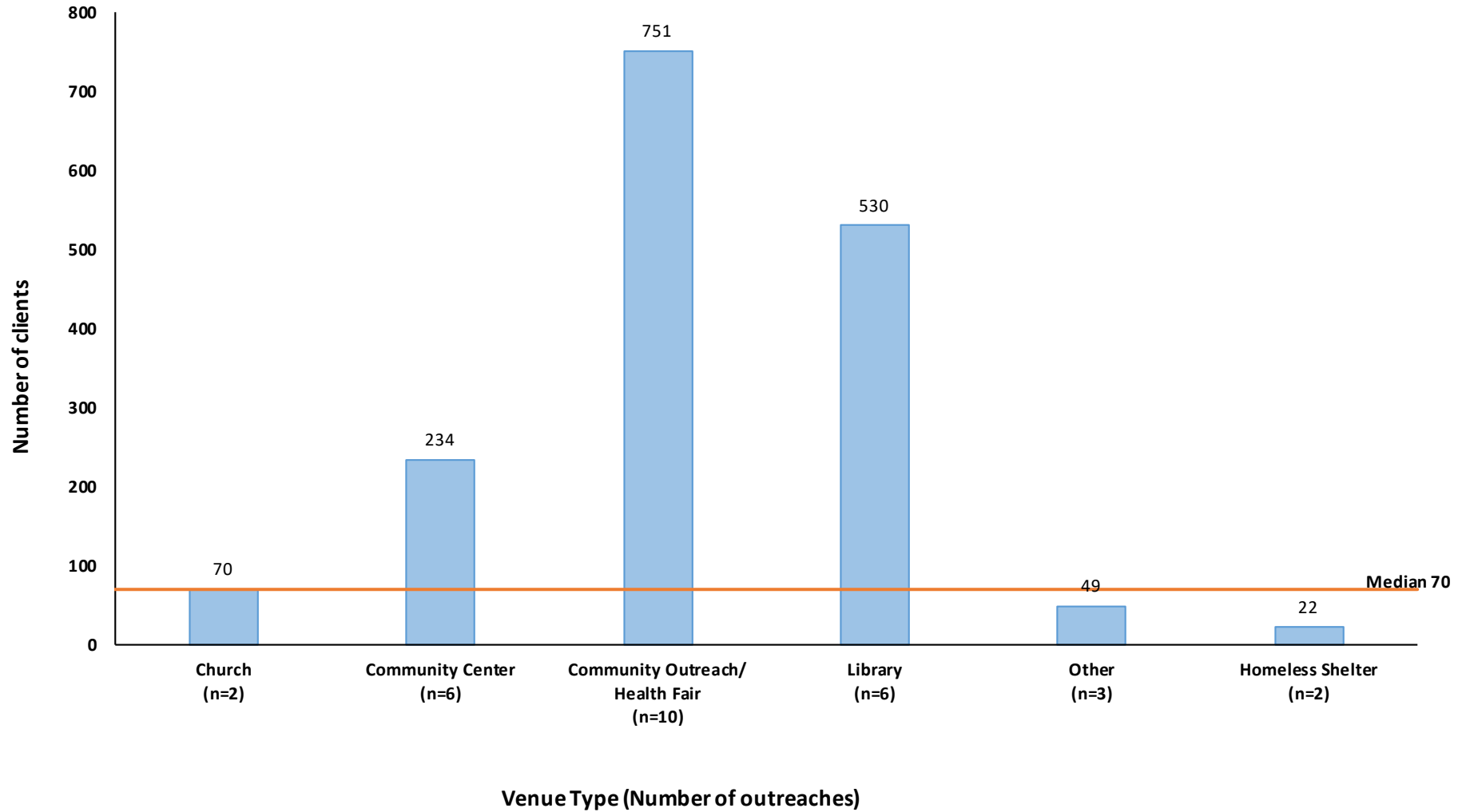


Figure 5. Number of clients vaccinated at flu outreach sites (n=32) in Service Planning Area 3 (San Gabriel) by venue type, 2019-2020 Flu Outreach Campaign.

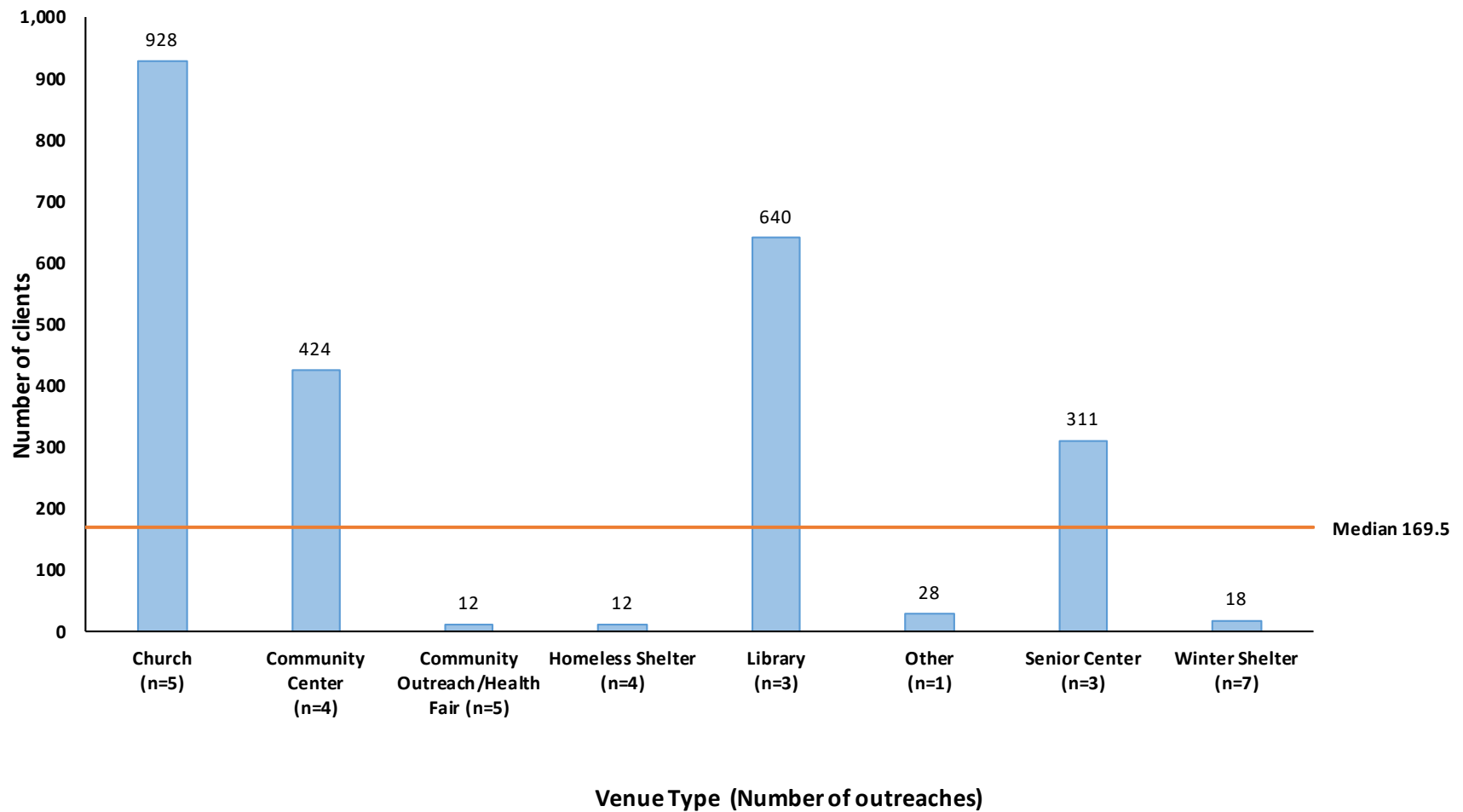


Figure 6. Number of clients vaccinated at flu outreach sites in Service Planning Area 4 (Metro LA) by venue type (n=53), 2019-2020 Flu Outreach Campaign.

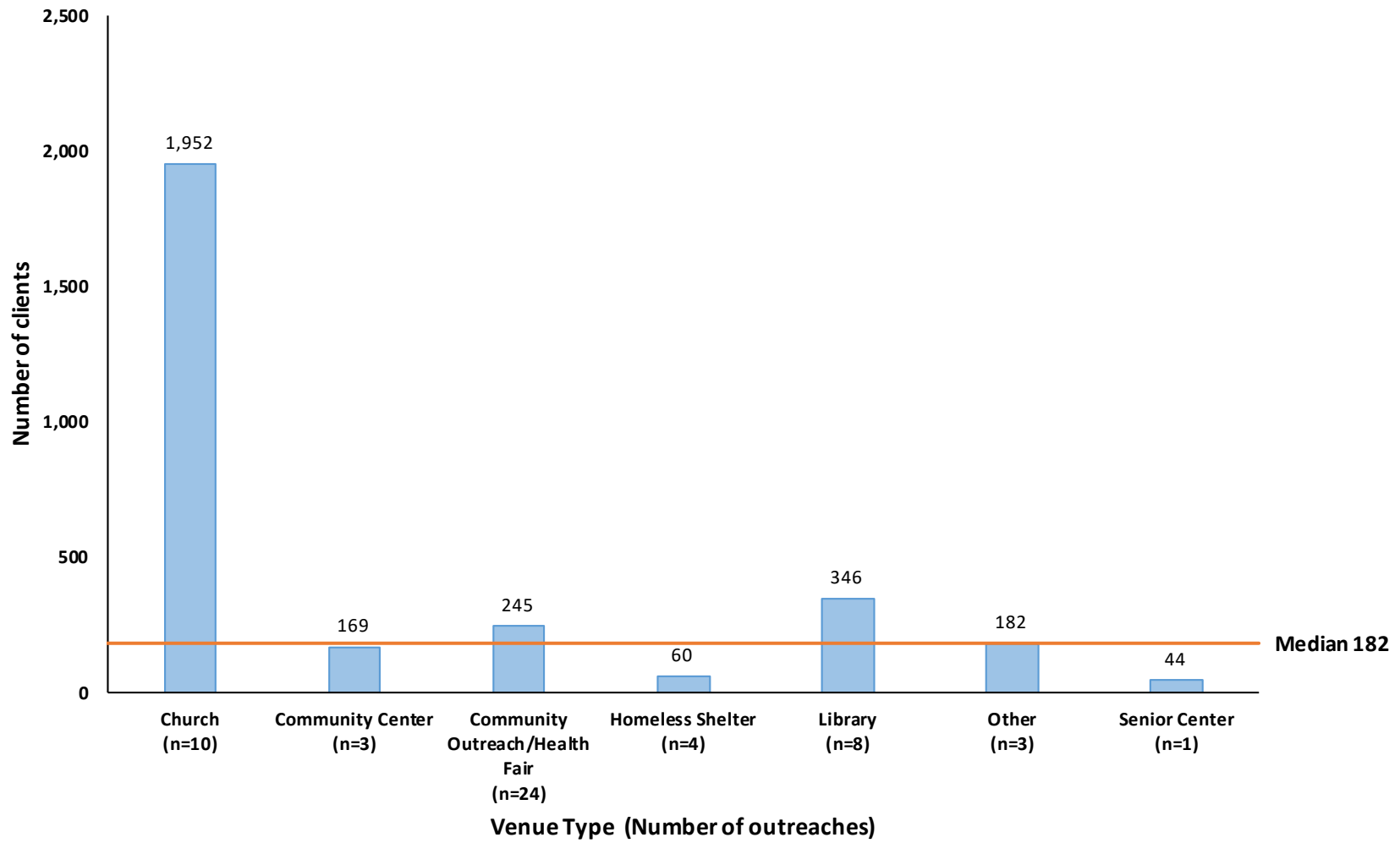


Figure 7. Number of clients vaccinated at flu outreach sites in Service Planning Area 5 (West) by venue type (n=12), 2019-2020 Flu Outreach Campaign.

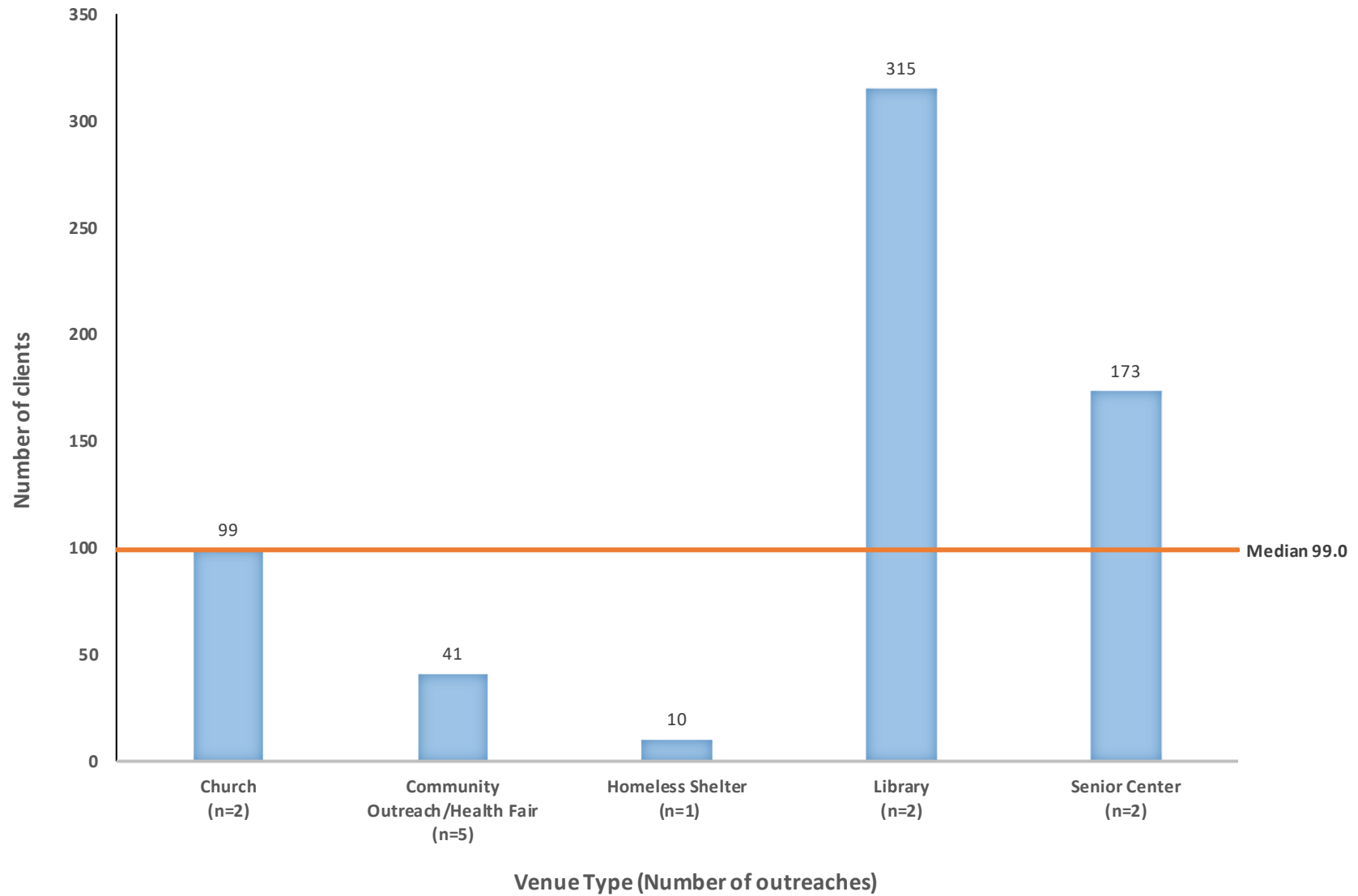


Figure 8. Number of clients vaccinated at flu outreach sites in Service Planning Area 6 (South) by venue type (n=28), 2019-2020 Flu Outreach Campaign.

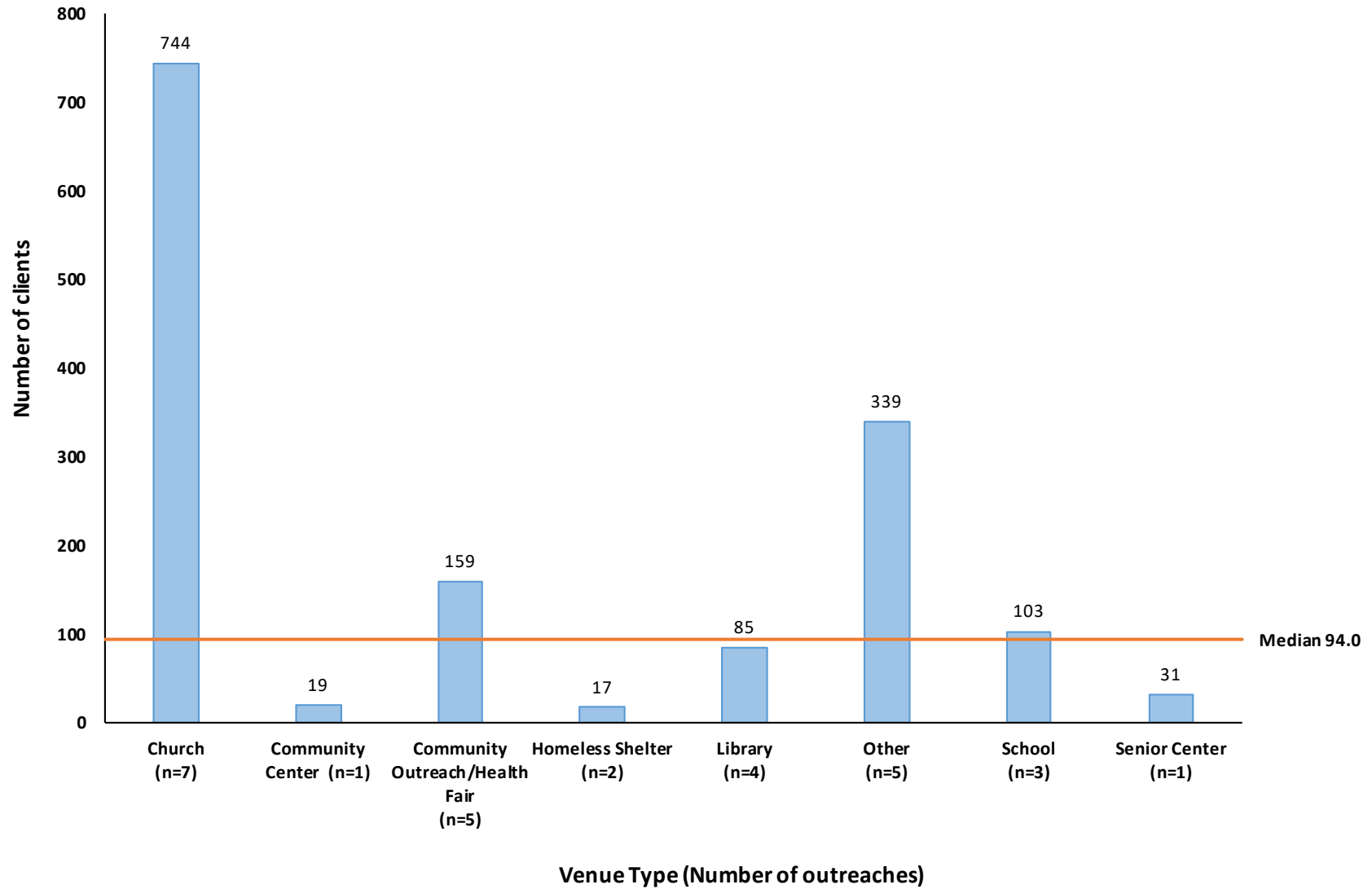


Figure 9. Number of clients vaccinated at flu outreach sites in Service Planning Area 7 (East) by venue type (n=41), 2019-2020 Flu Outreach Campaign.

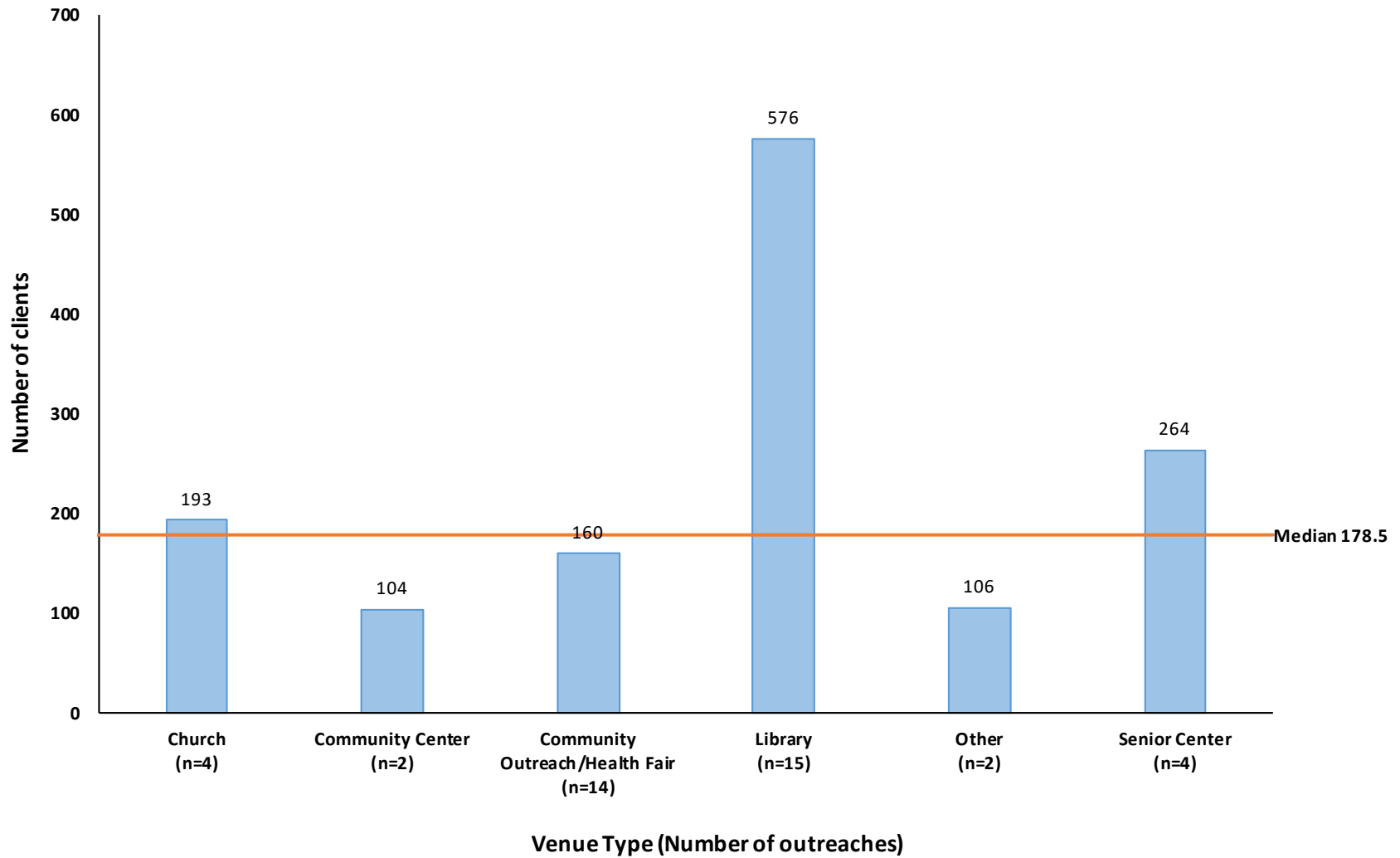


Figure 10. Number of clients vaccinated at flu outreach sites in Service Planning Area 8 (South Bay) by venue type (n=23), 2019-2020 Flu Outreach Campaign.

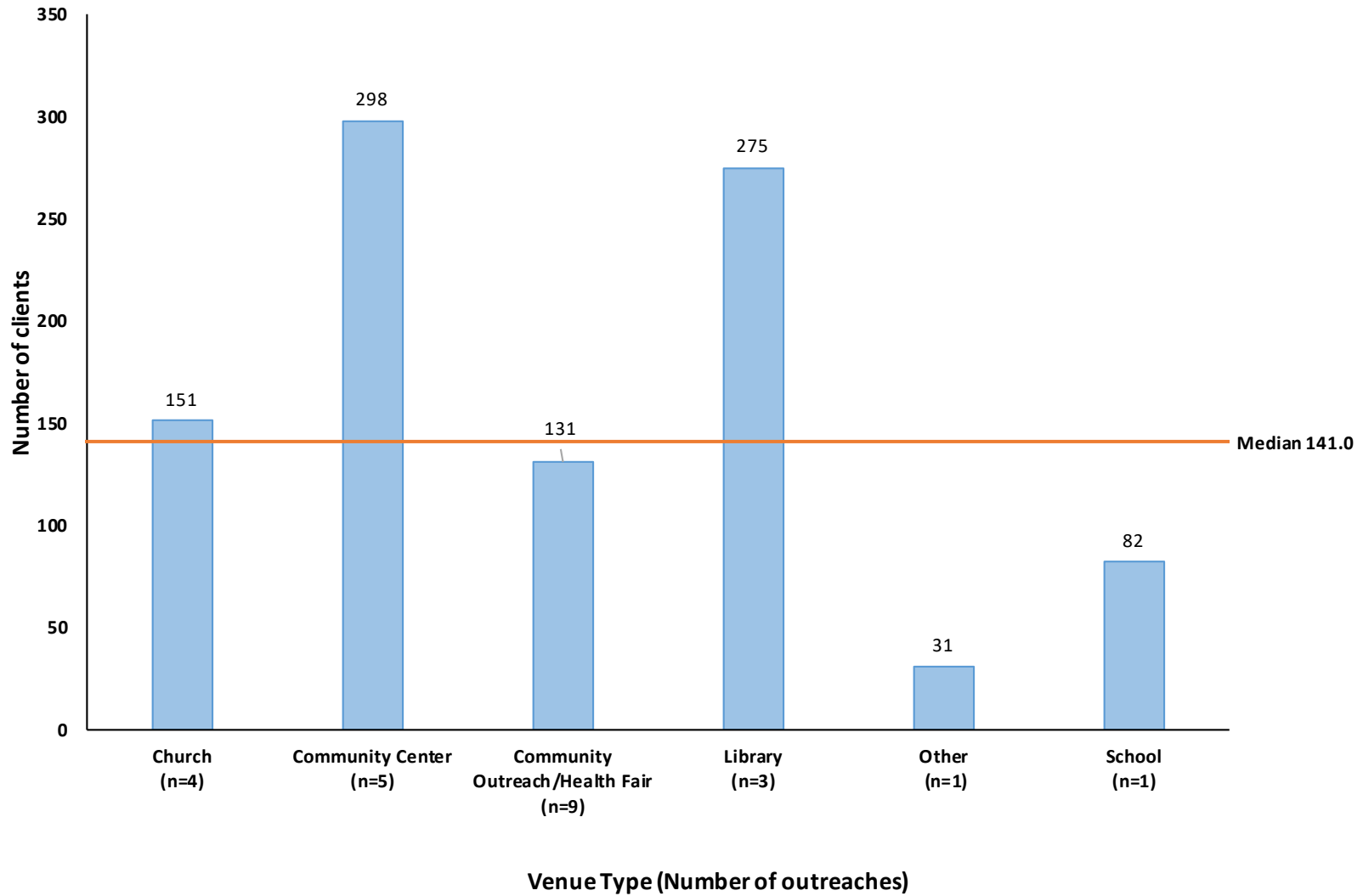


Figure 11. Number of Asian clients (n=4,549) vaccinated at flu outreach sites by venue type, 2019-2020 Flu Outreach Campaign.

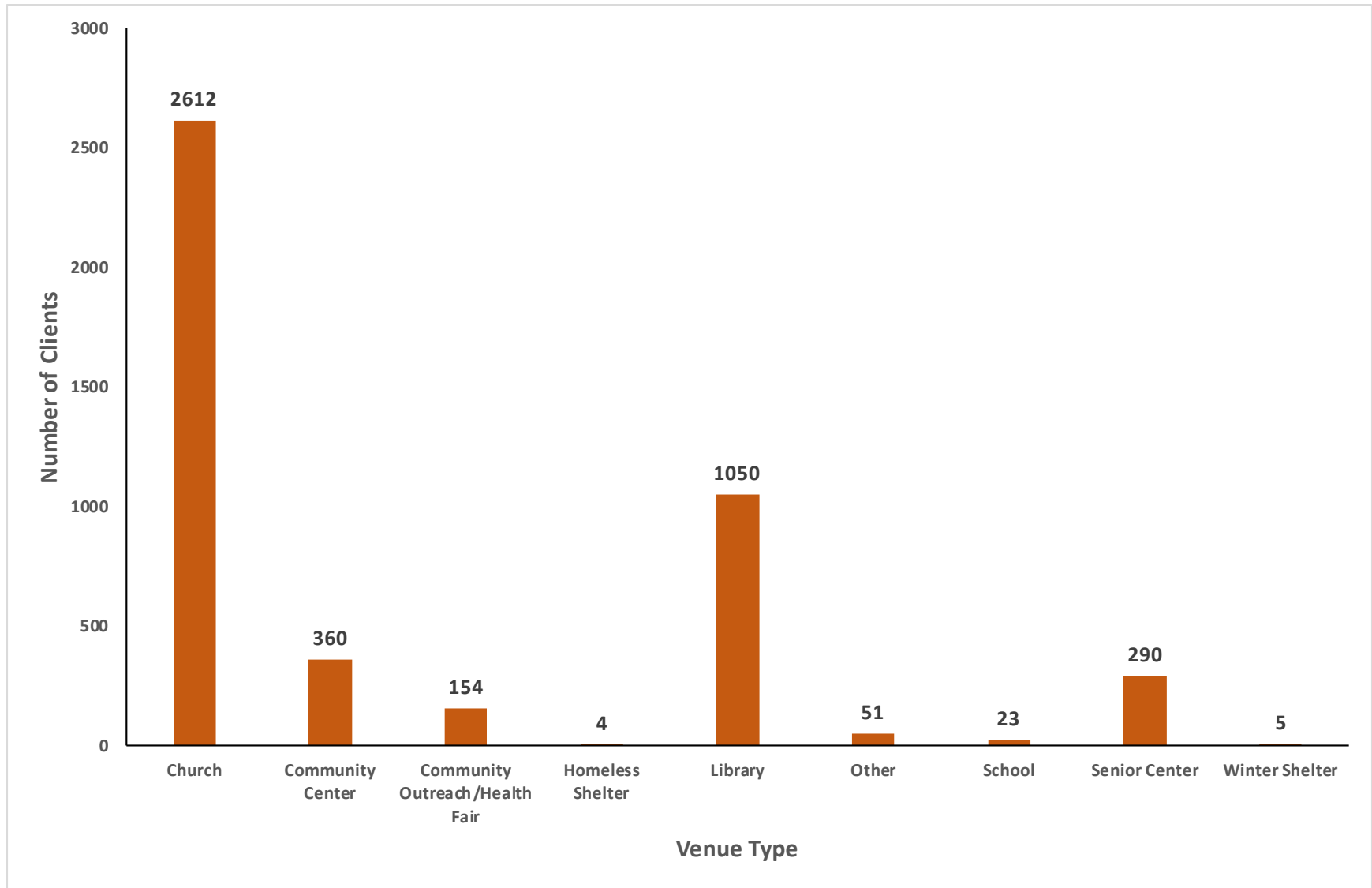


Figure 12. Number of African-American clients (n=558) vaccinated at flu outreach sites by venue type, 2019-2020 Flu Outreach Campaign.

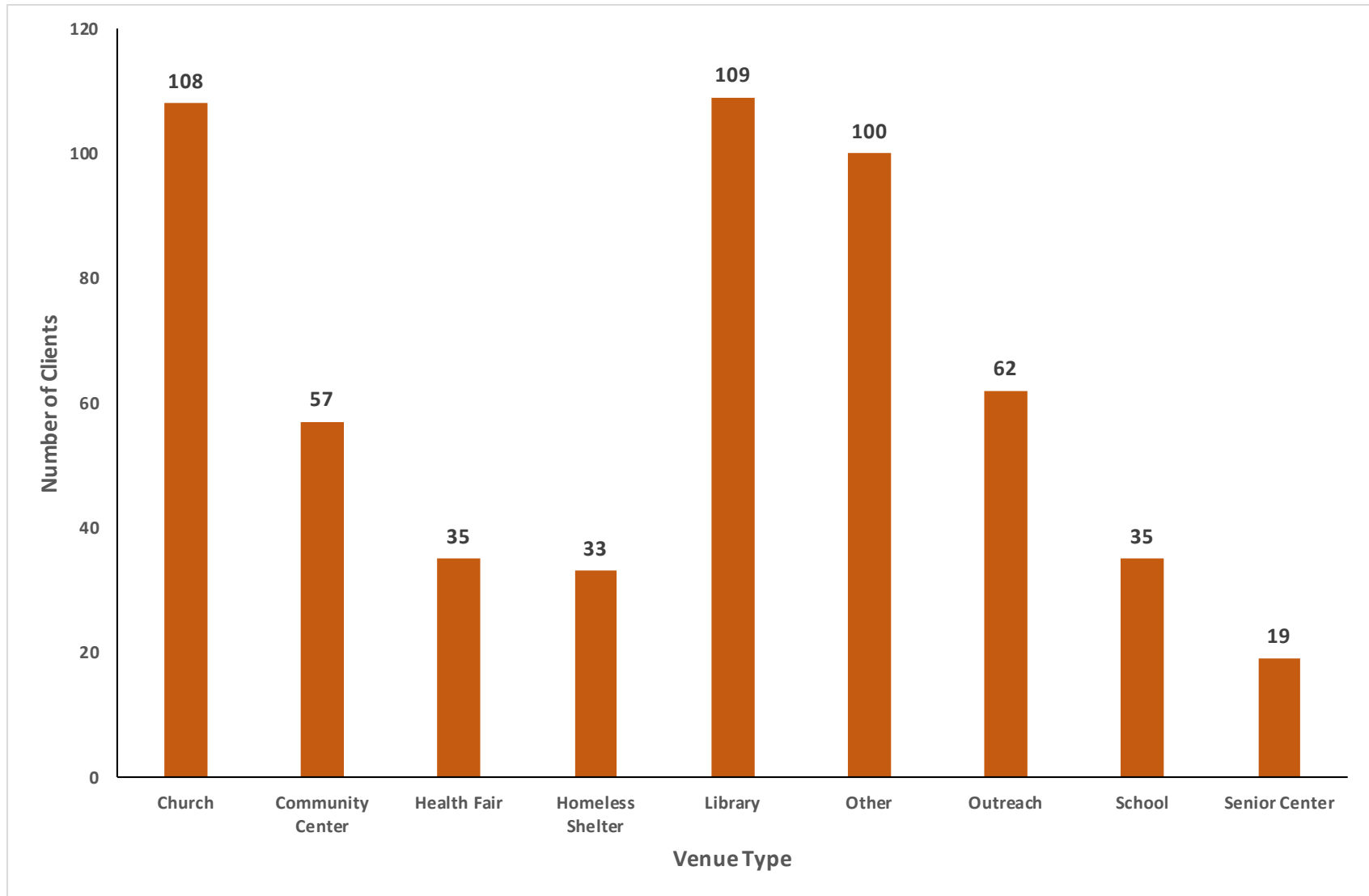


Figure 13. Number of Hispanic clients (n=4,391) vaccinated at flu outreach sites by venue type, 2019-2020 Flu Outreach Campaign.

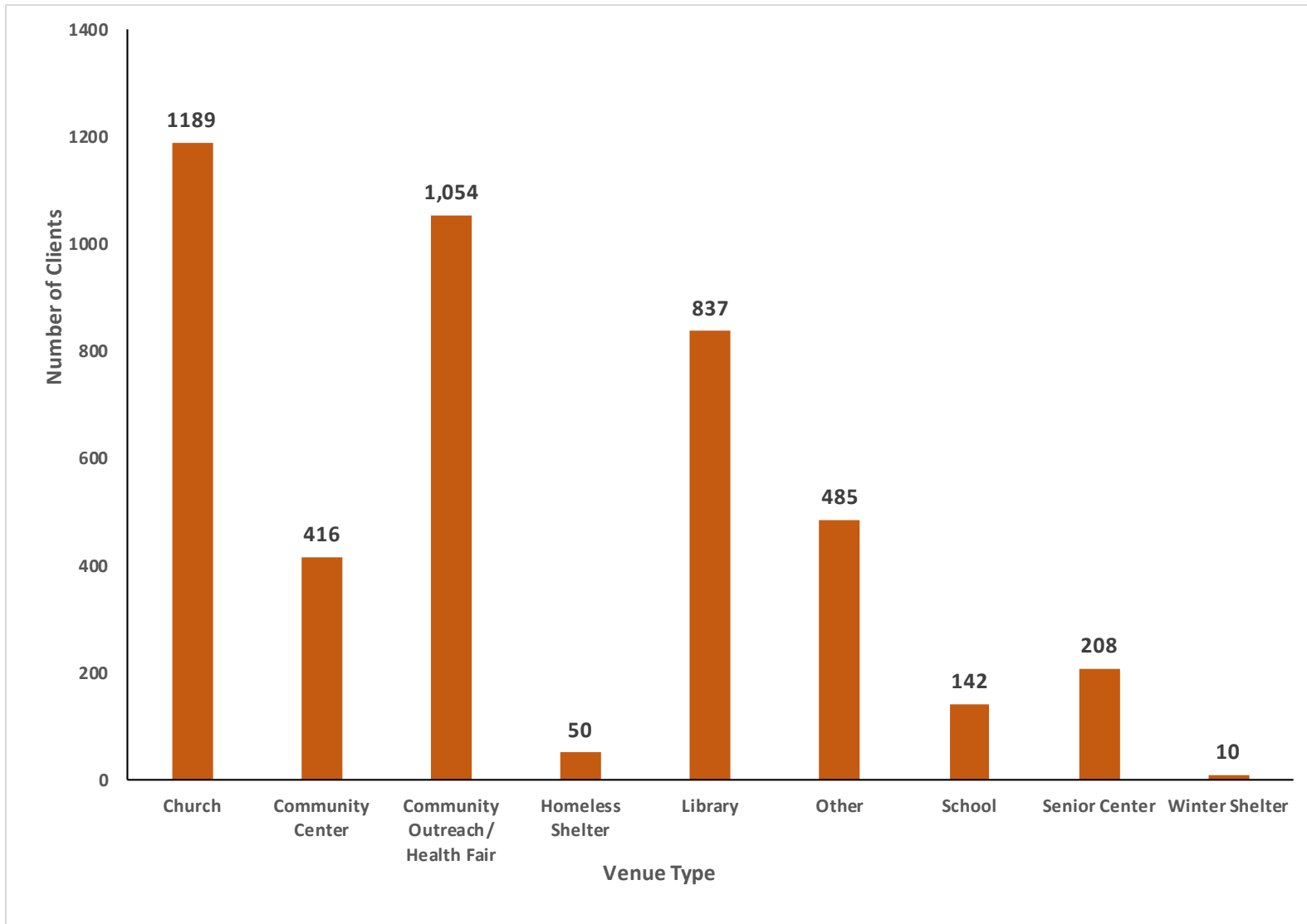


Figure 14. Number of White clients (n=1,713) vaccinated at flu outreach sites by venue type, 2019-2020 Flu Outreach Campaign.

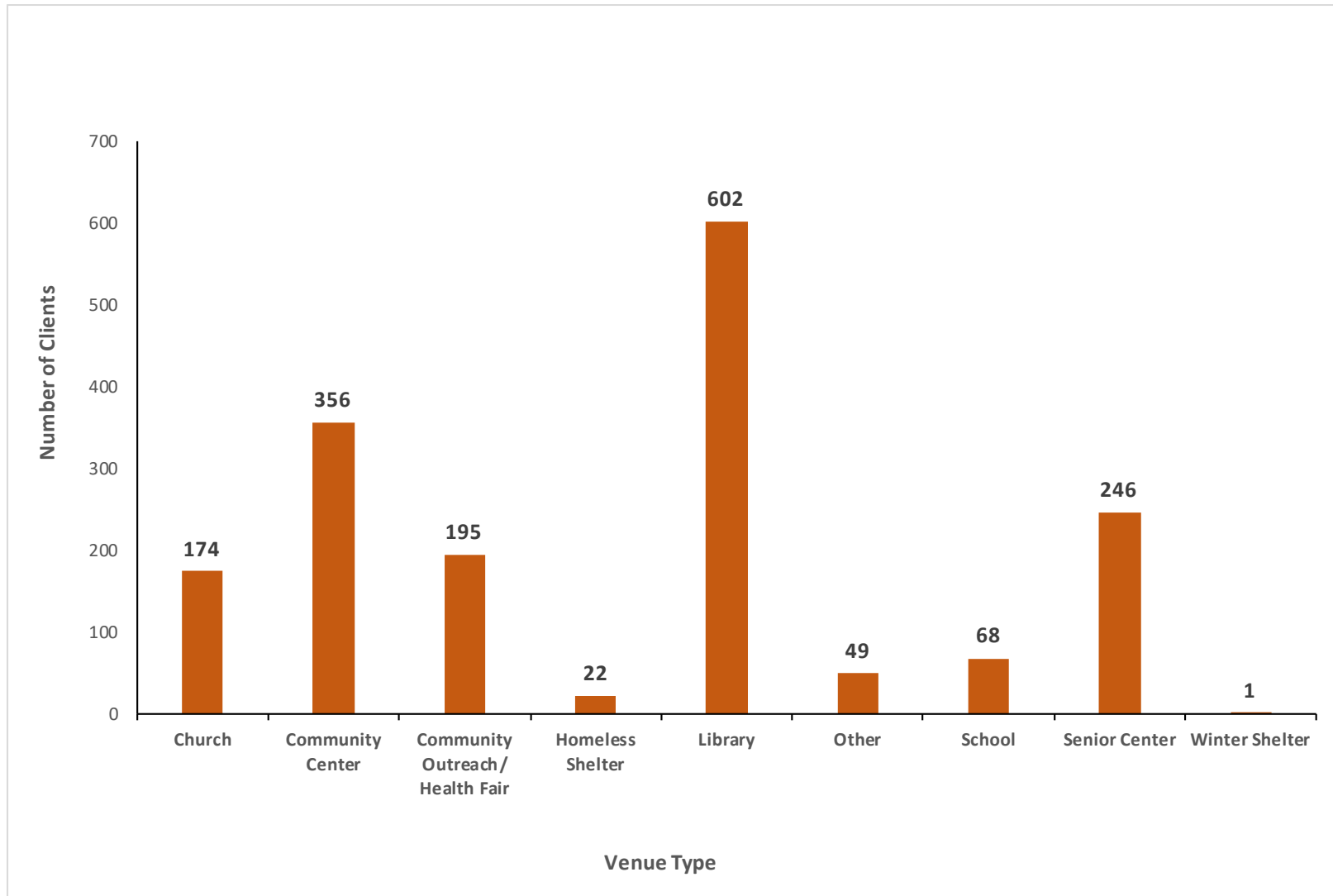


Figure 15. Number of Native Hawaiian/Pacific Islander clients (n=78) vaccinated at flu outreach sites by venue type, 2019-2020 Flu Outreach Campaign.

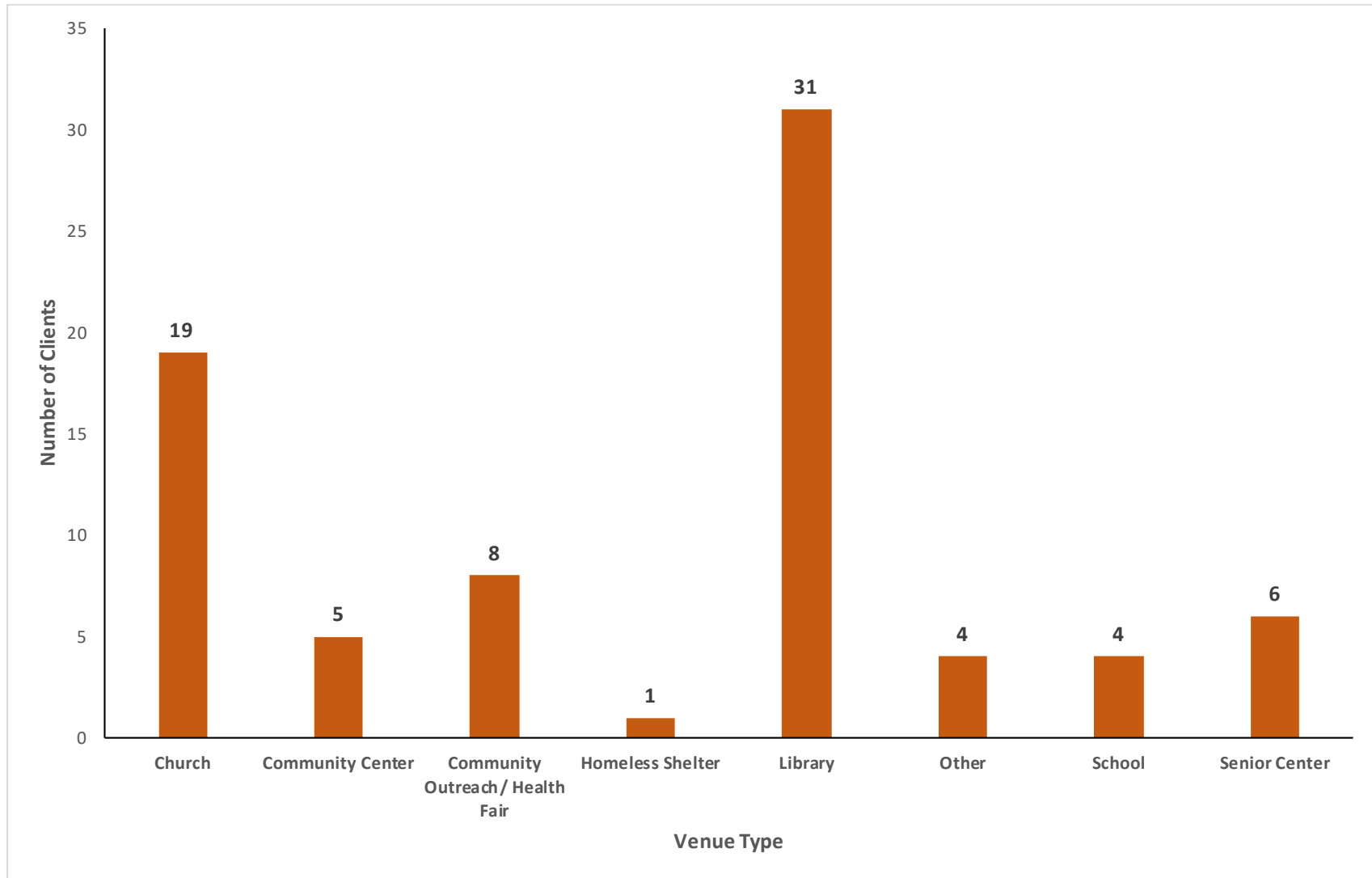


Figure 16. Number of American Indian/ Alaskan Native clients (n=58) vaccinated at flu outreach sites by venue type, 2019-2020 Flu Outreach Campaign.

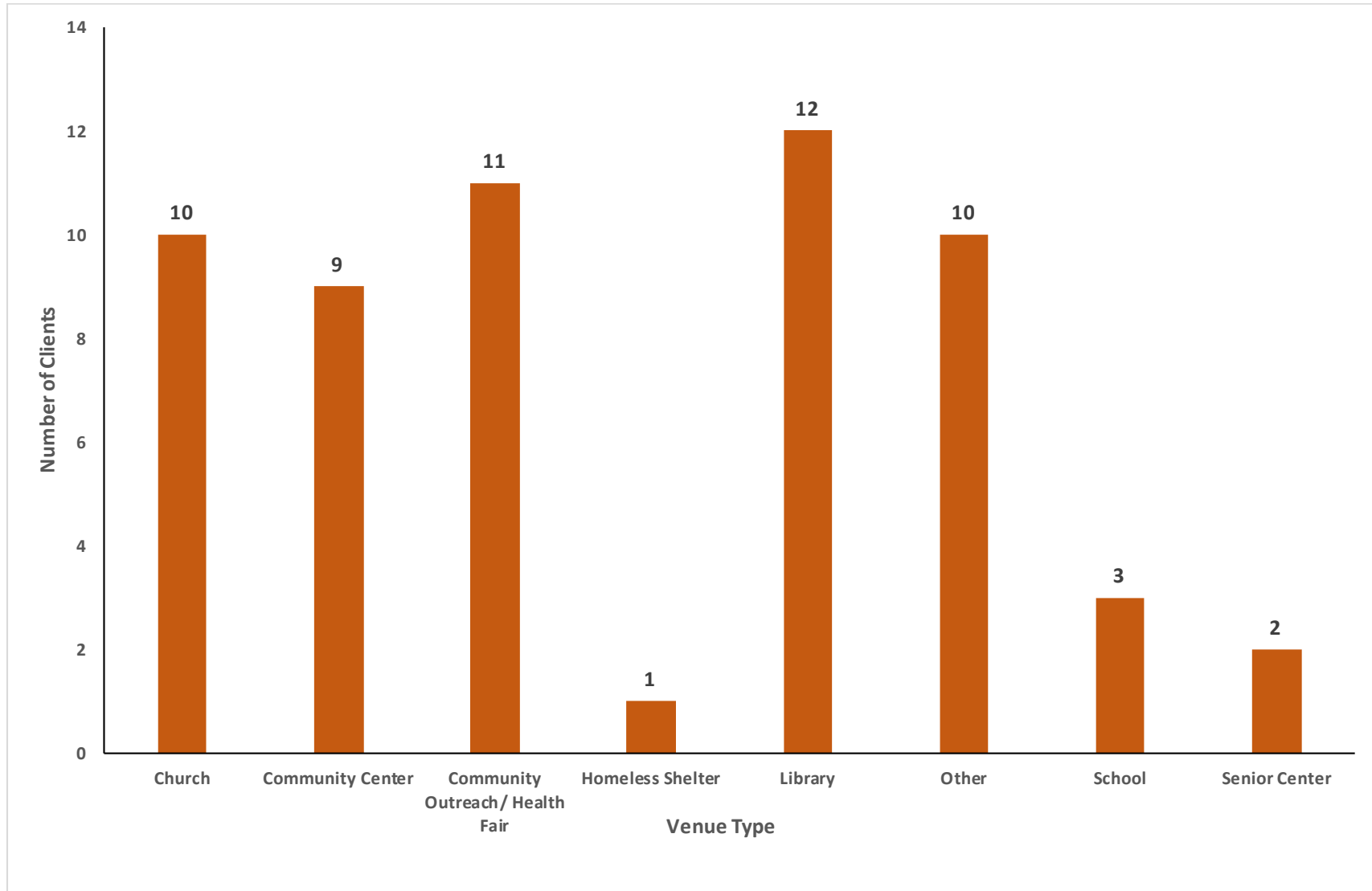


Figure 17. Number of clients under age 5 (n=226) vaccinated at flu outreaches by venue type, 2019-2020 Flu Outreach Campaign.

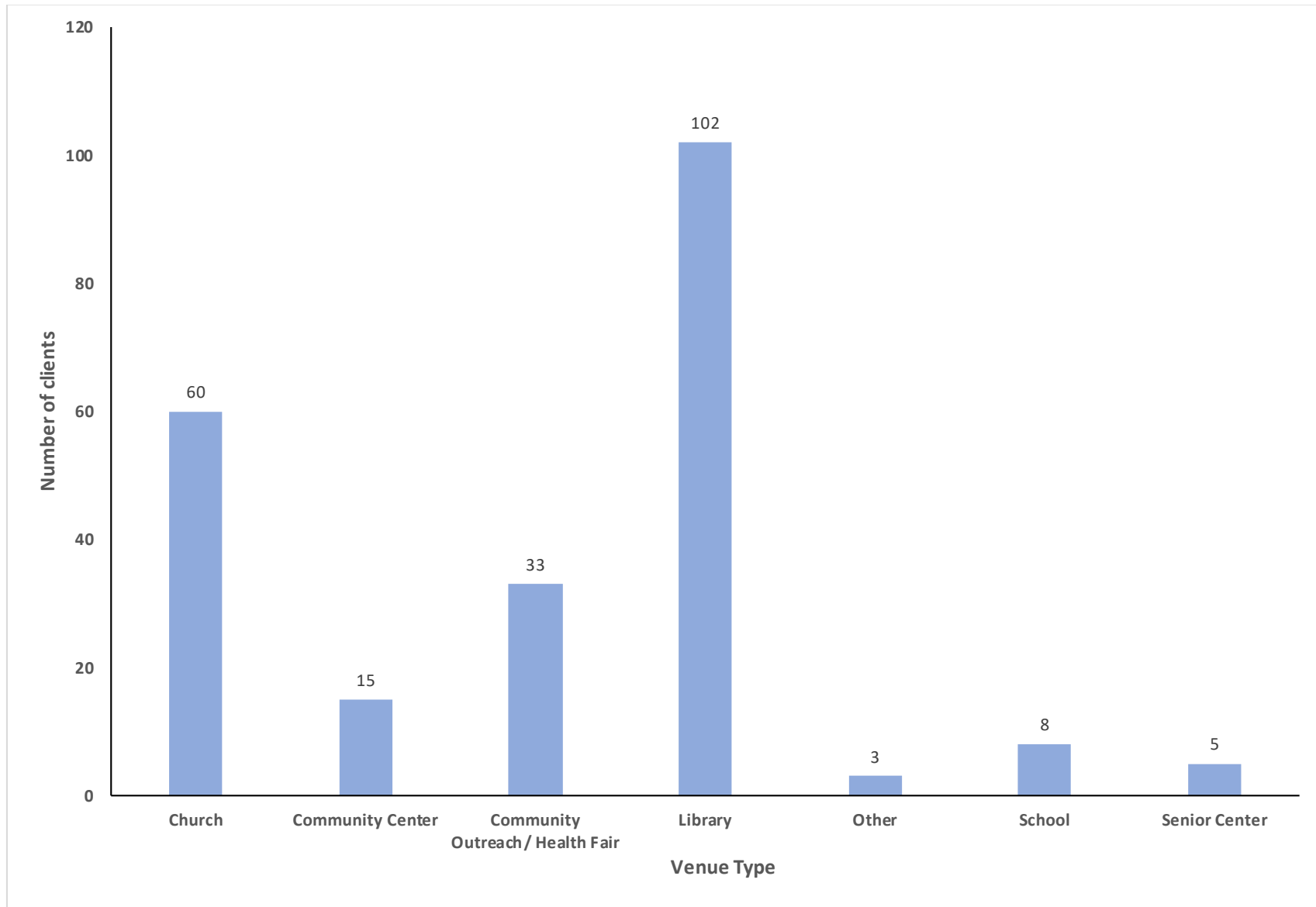


Figure 18. Number of clients age 5-17 (n=1,492) vaccinated at flu outreaches by venue type, 2019-2020 Flu Outreach Campaign.

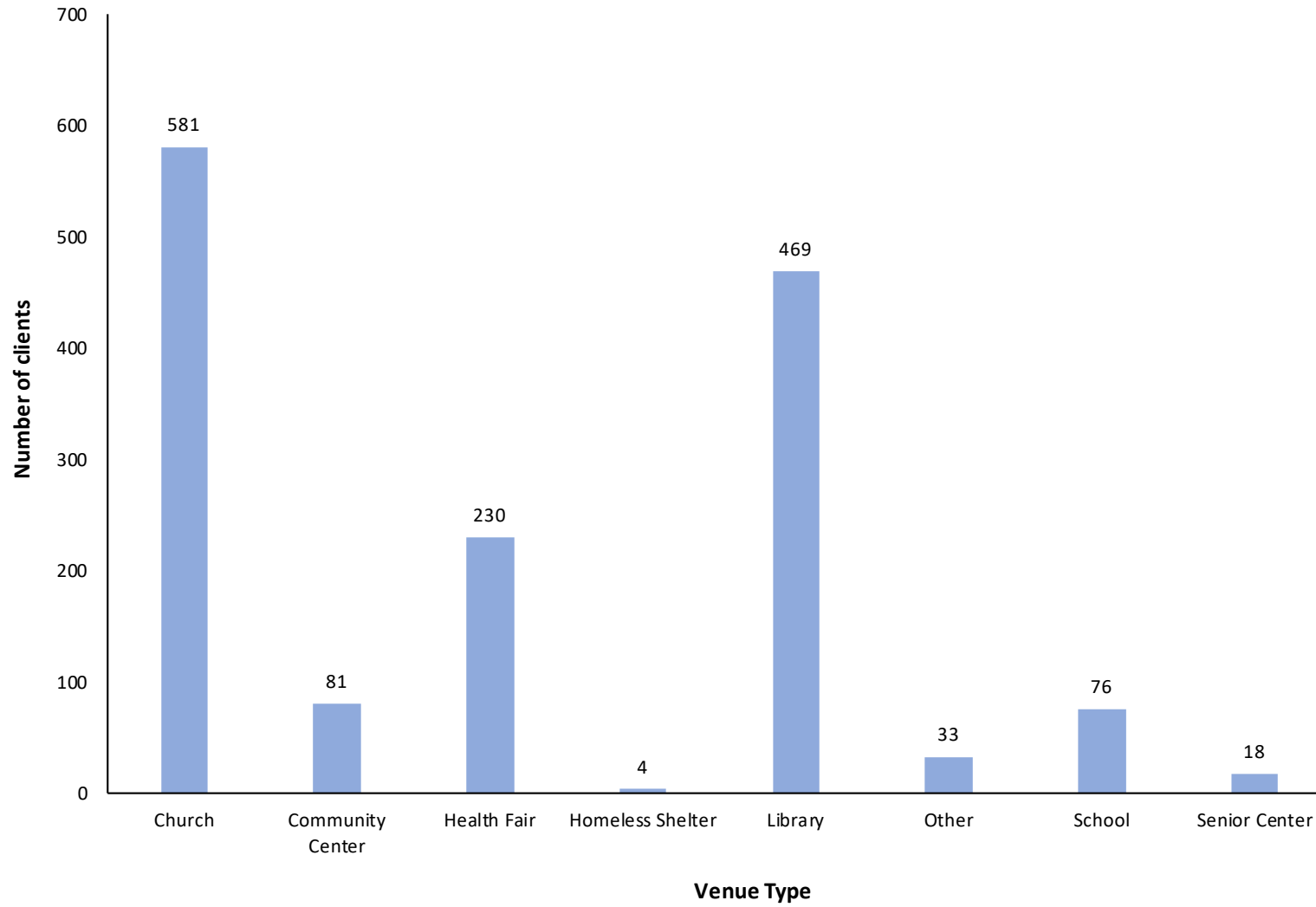


Figure 19. Number of clients age 18-24 (n=582) vaccinated at flu outreaches by venue type, 2019-2020 Flu Outreach Campaign.

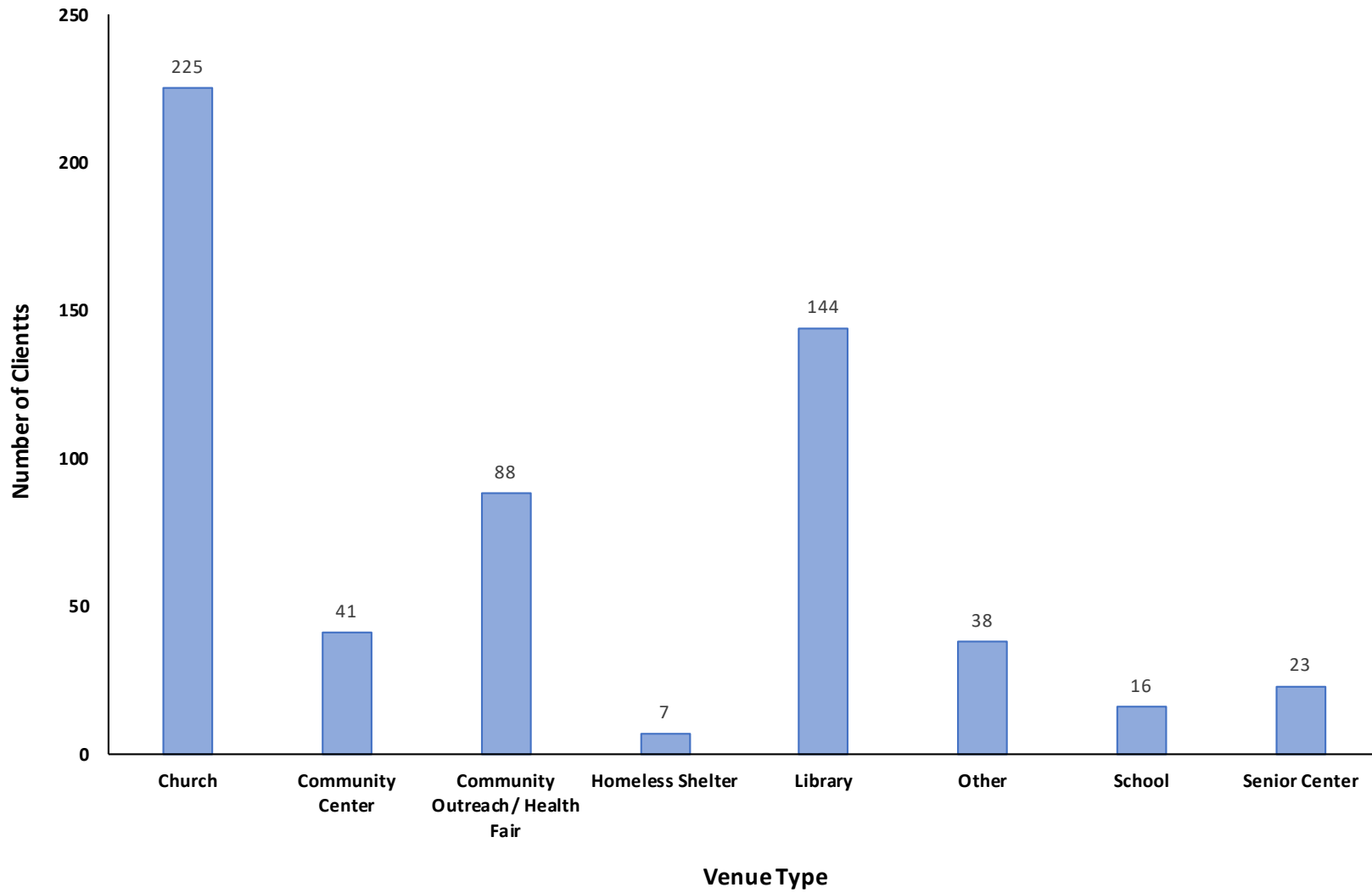


Figure 20. Number of clients age 25-34 (n=1,192) vaccinated at flu outreaches by venue type, 2019-2020 Flu Outreach Campaign.

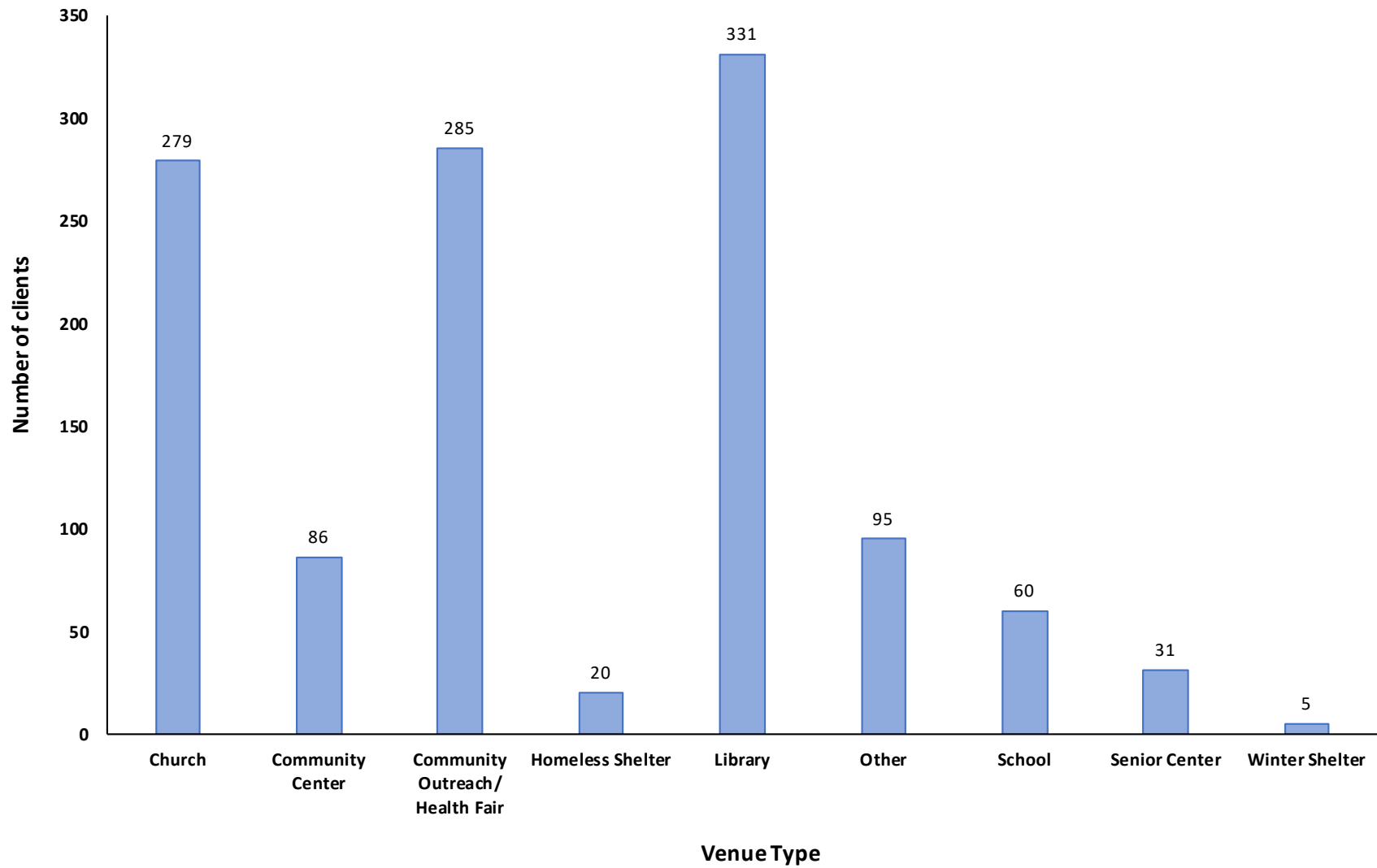


Figure 21. Number of clients age 35-44 (n=1,722) vaccinated at flu outreaches by venue type, 2019-2020 Flu Outreach Campaign.

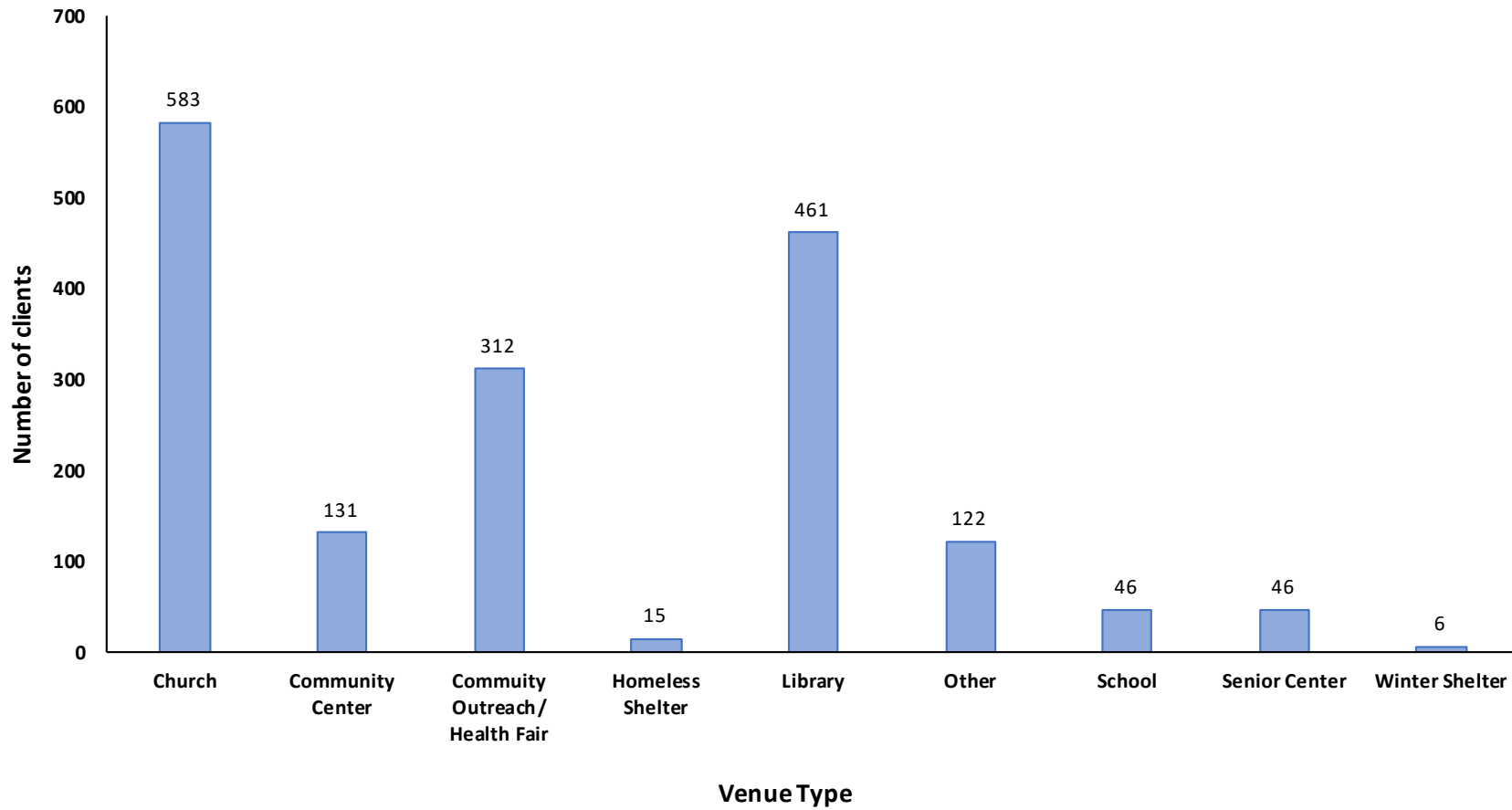


Figure 22. Number of clients age 45-54 (n=2,183) vaccinated at flu outreaches by venue type, 2019-2020 Flu Outreach Campaign.

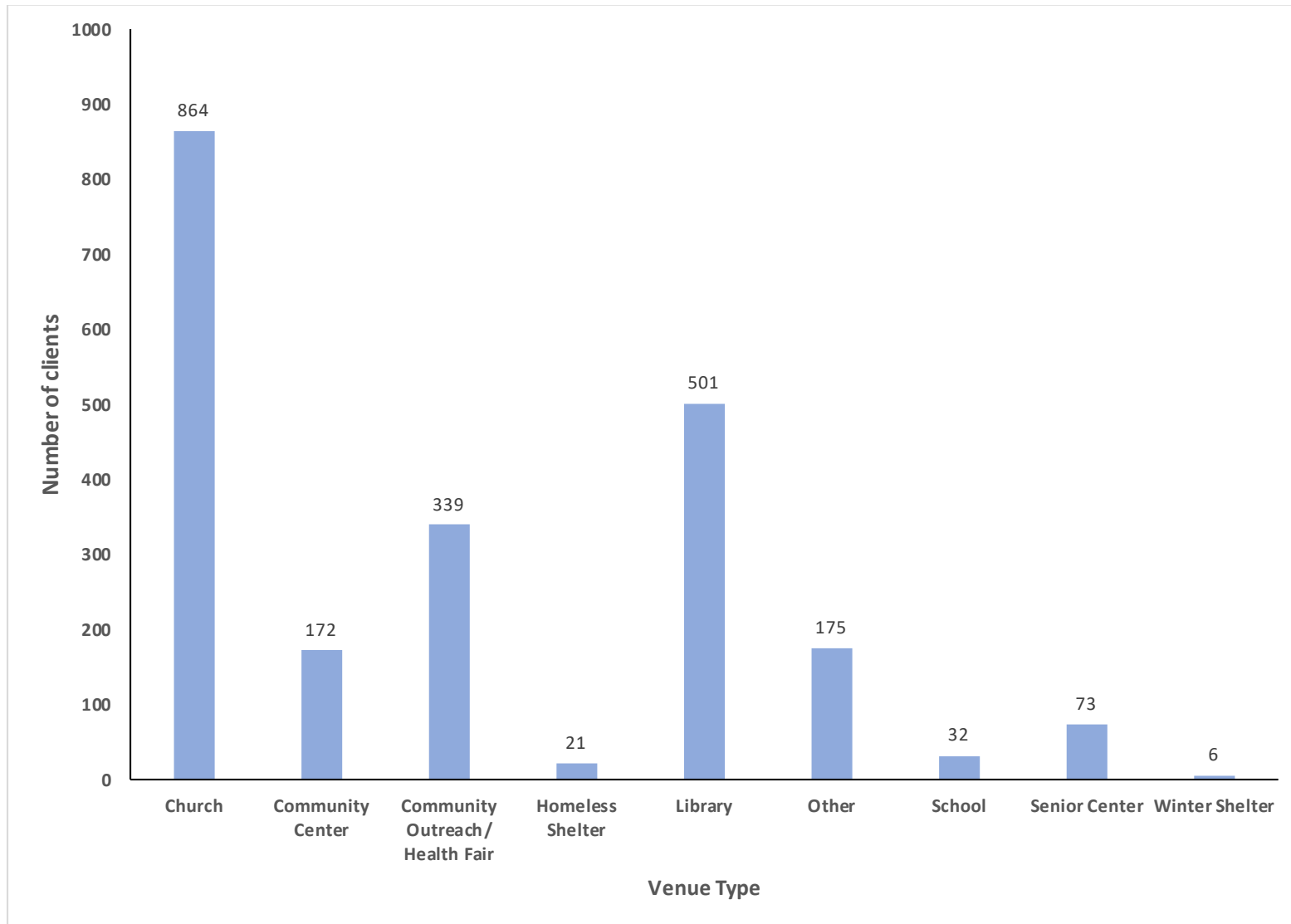


Figure 23. Number of clients age 55-64 (n=2,544) vaccinated at flu outreaches by venue type, 2019-2020 Flu Outreach Campaign.

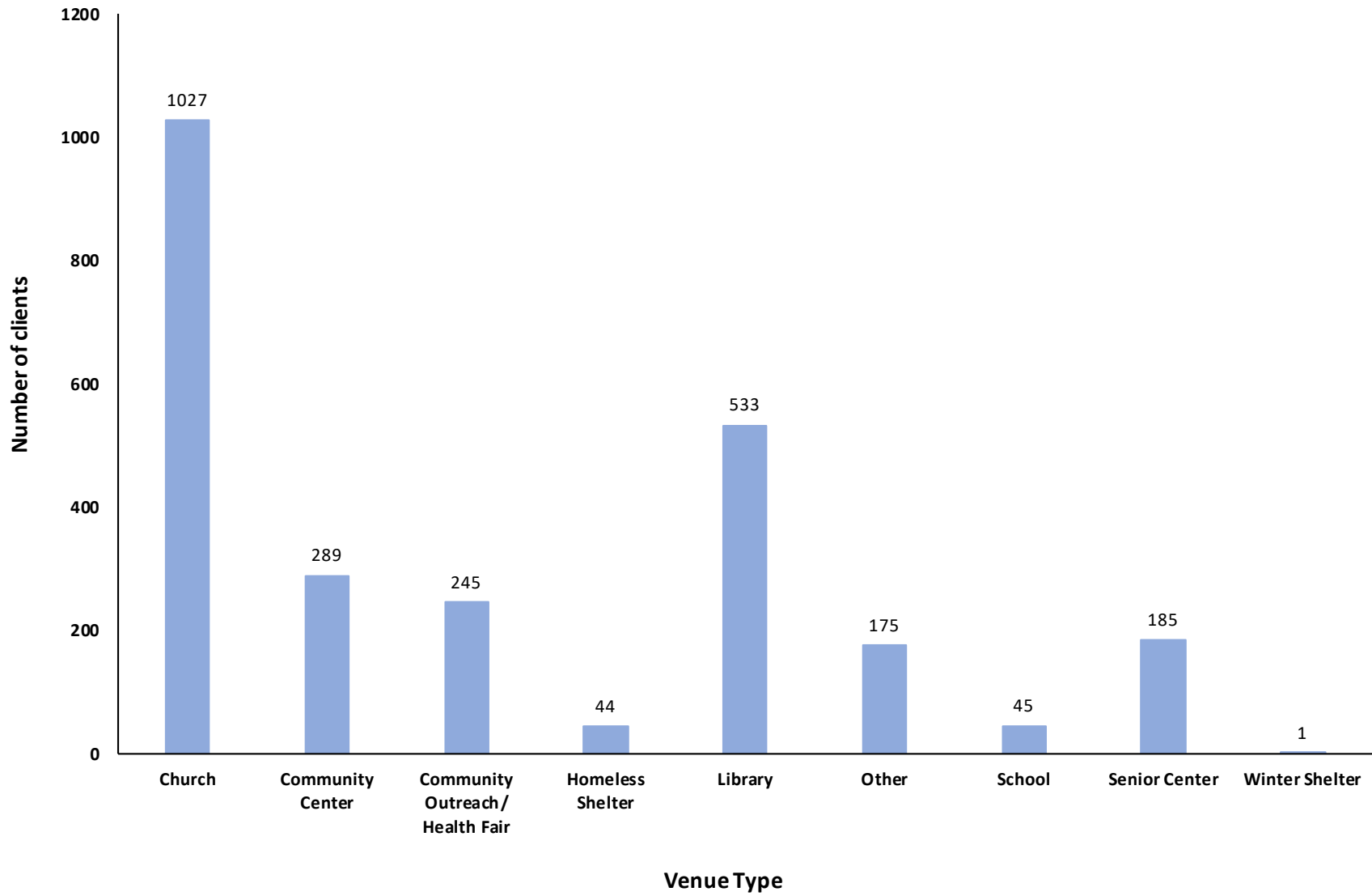


Figure 24. Number of clients age 65-74 (n=1,335) vaccinated at flu outreaches by venue type, 2019-2020 Flu Outreach Campaign.

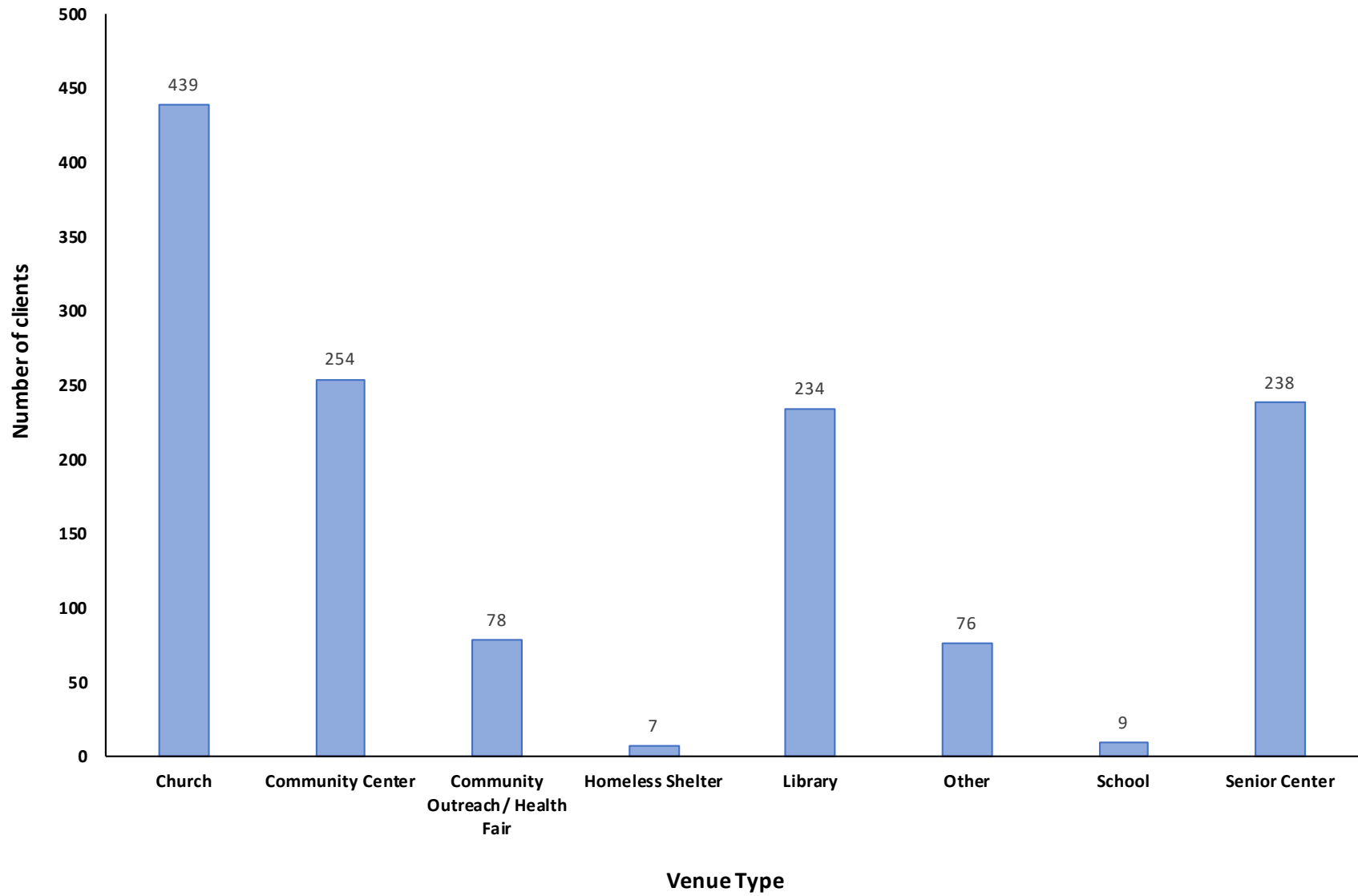


Figure 25. Number of clients 75 and older (n=759) vaccinated at flu outreaches by venue type, 2019-2020 Flu Outreach Campaign.

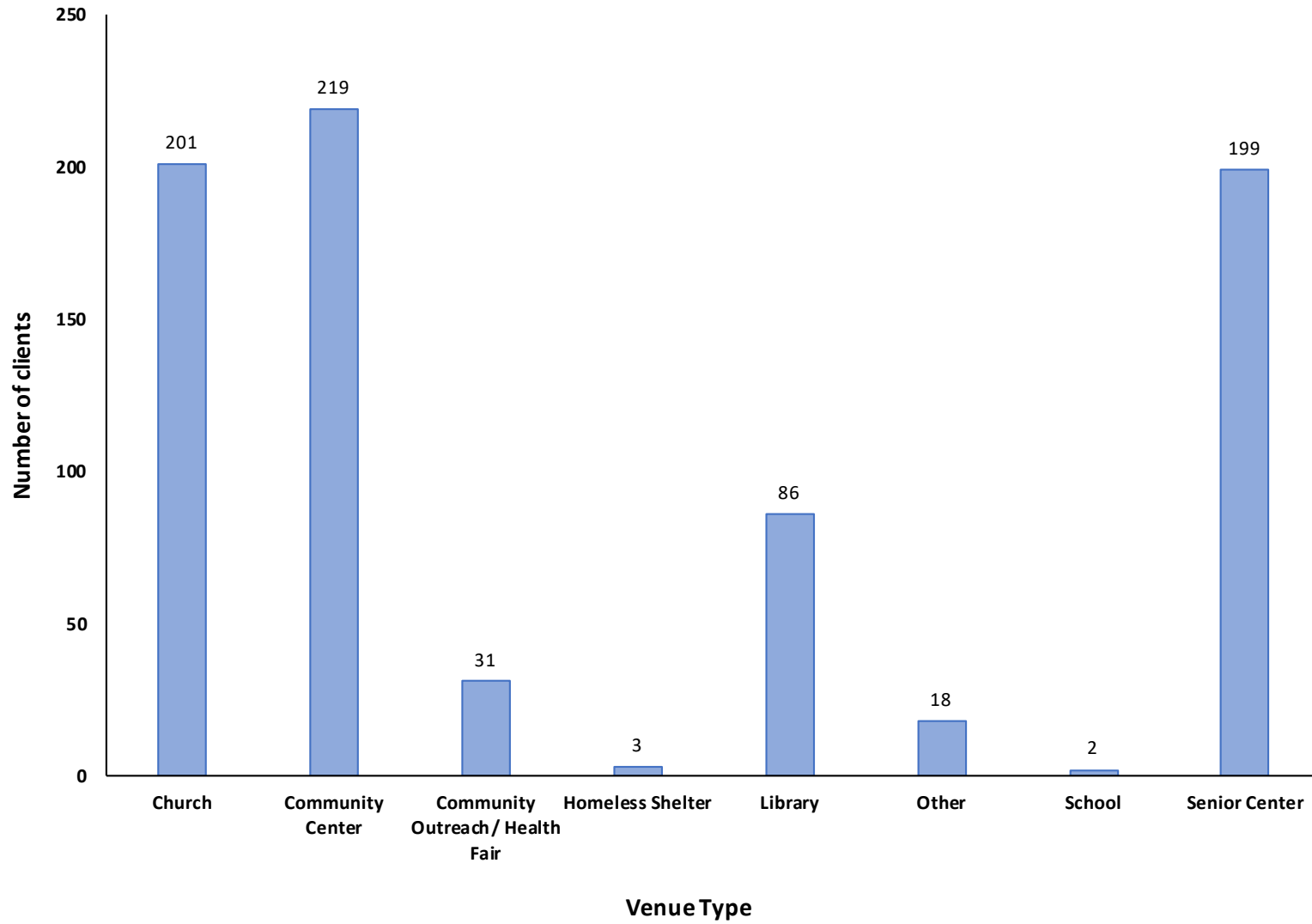
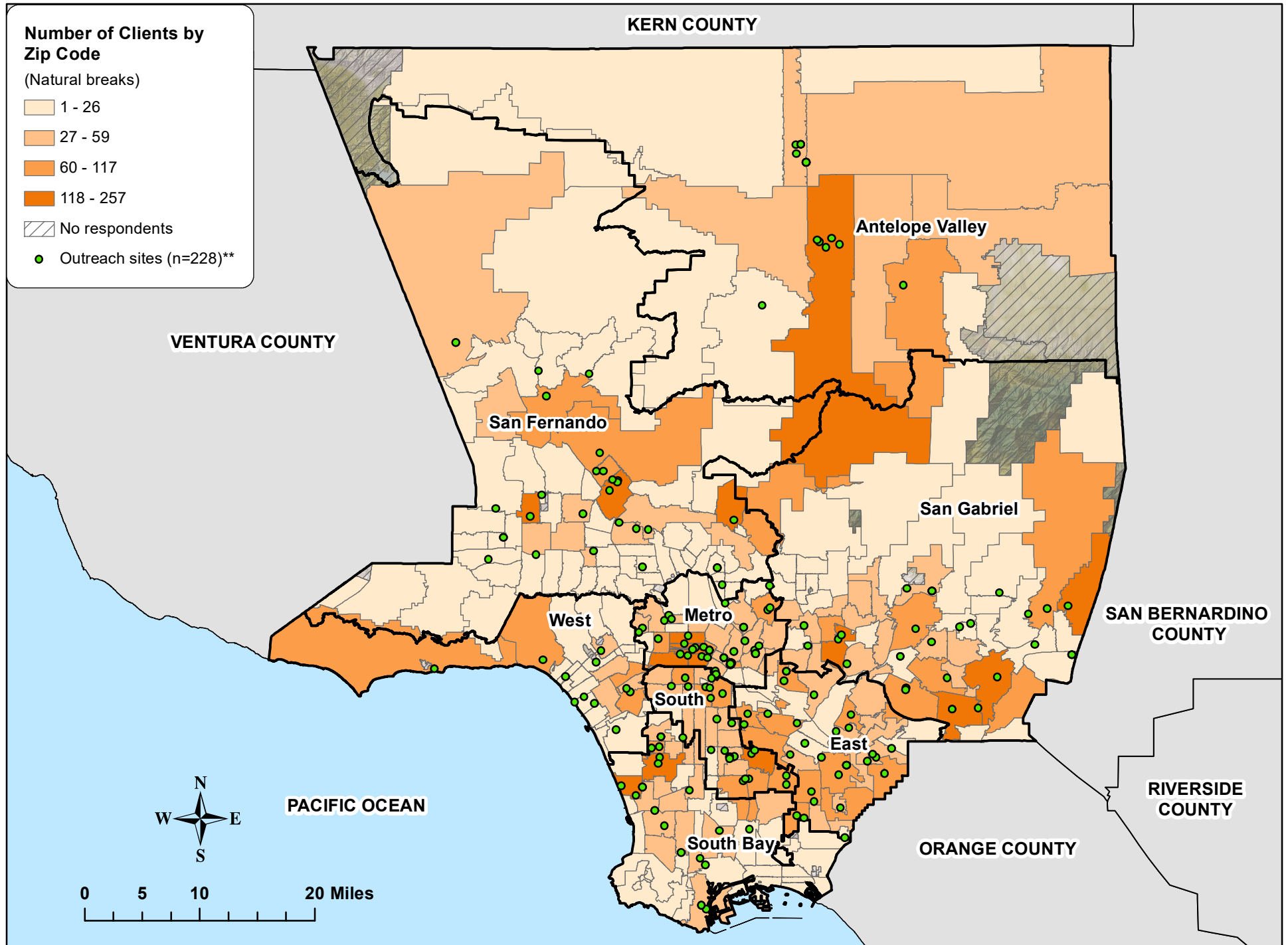


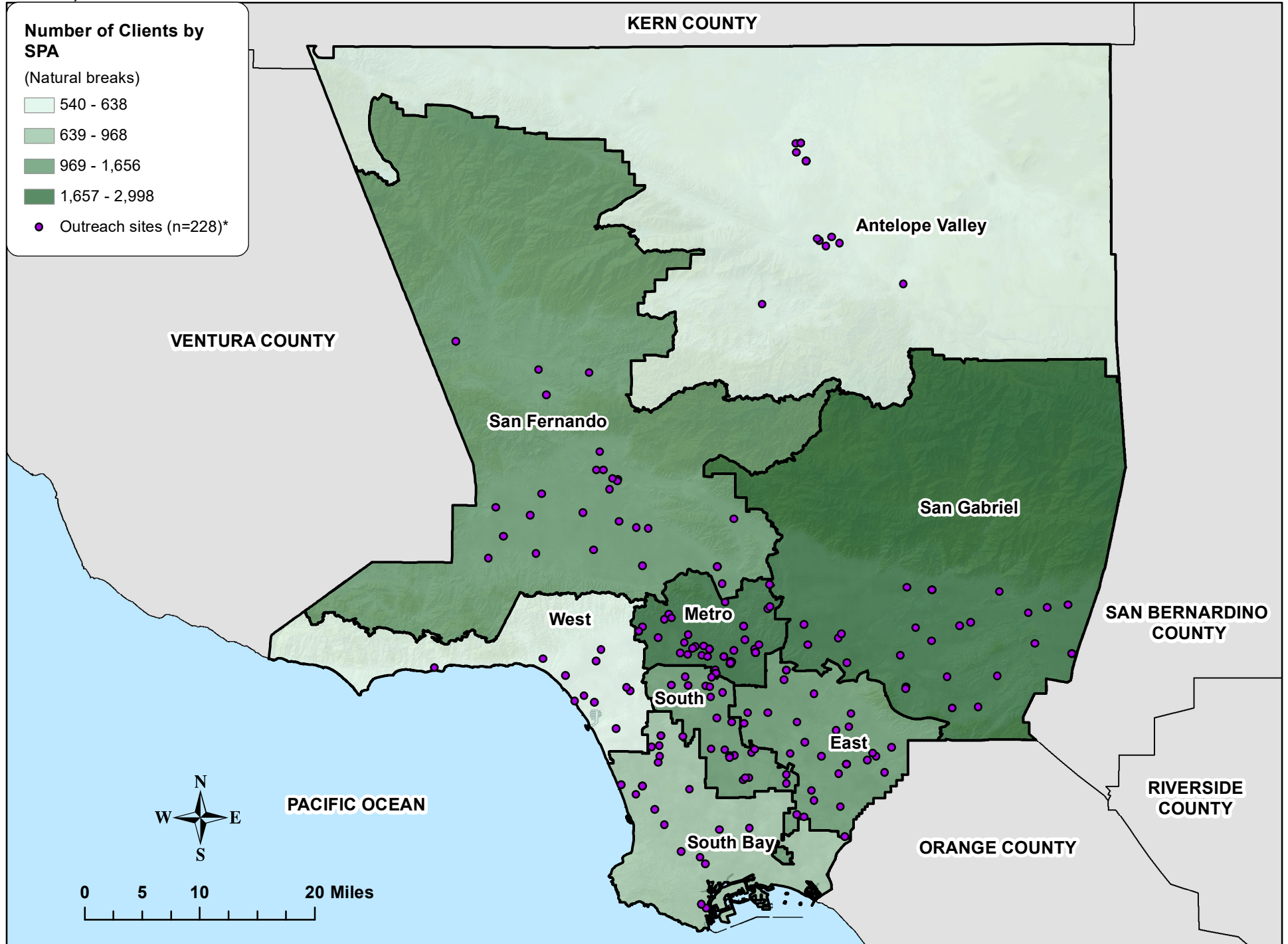
Figure 26. Number of Clients by Zip Code of Residence (n=11,153*), 2019-2020 Flu Outreach Campaign, October 12, 2019 - March 5, 2020.



* Excludes missing zip codes (n=373), homeless (n=60), and non-residential and/or invalid zip codes outside of Los Angeles County (n=487)

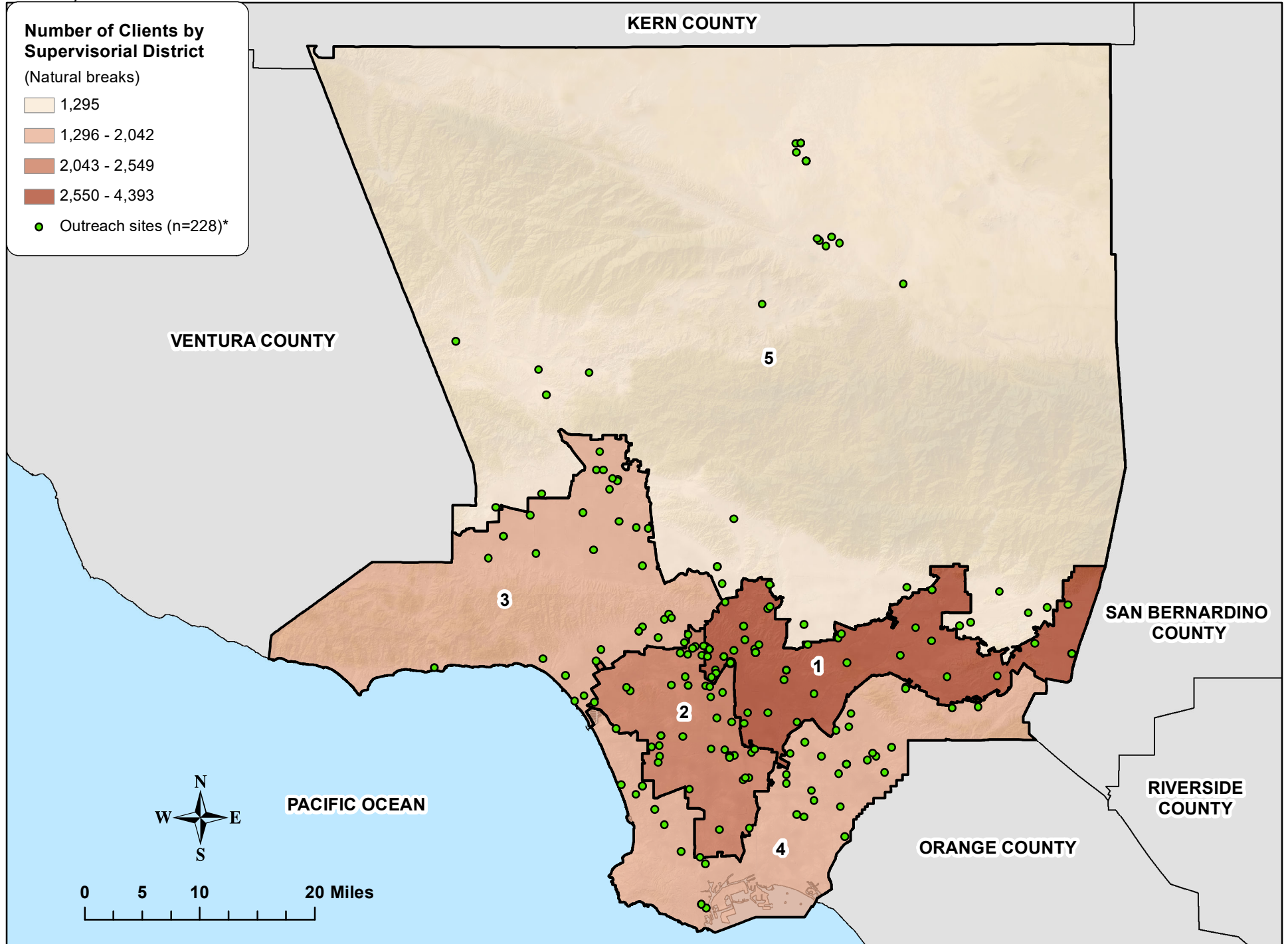
** Excludes outreaches (n=7) that could not be geocoded due to invalid addresses

Figure 27. Number of Clients by Service Planning Area (SPA) of Outreach (n=12,073), 2019-2020 Flu Outreach Campaign, October 12, 2019 - March 5, 2020.



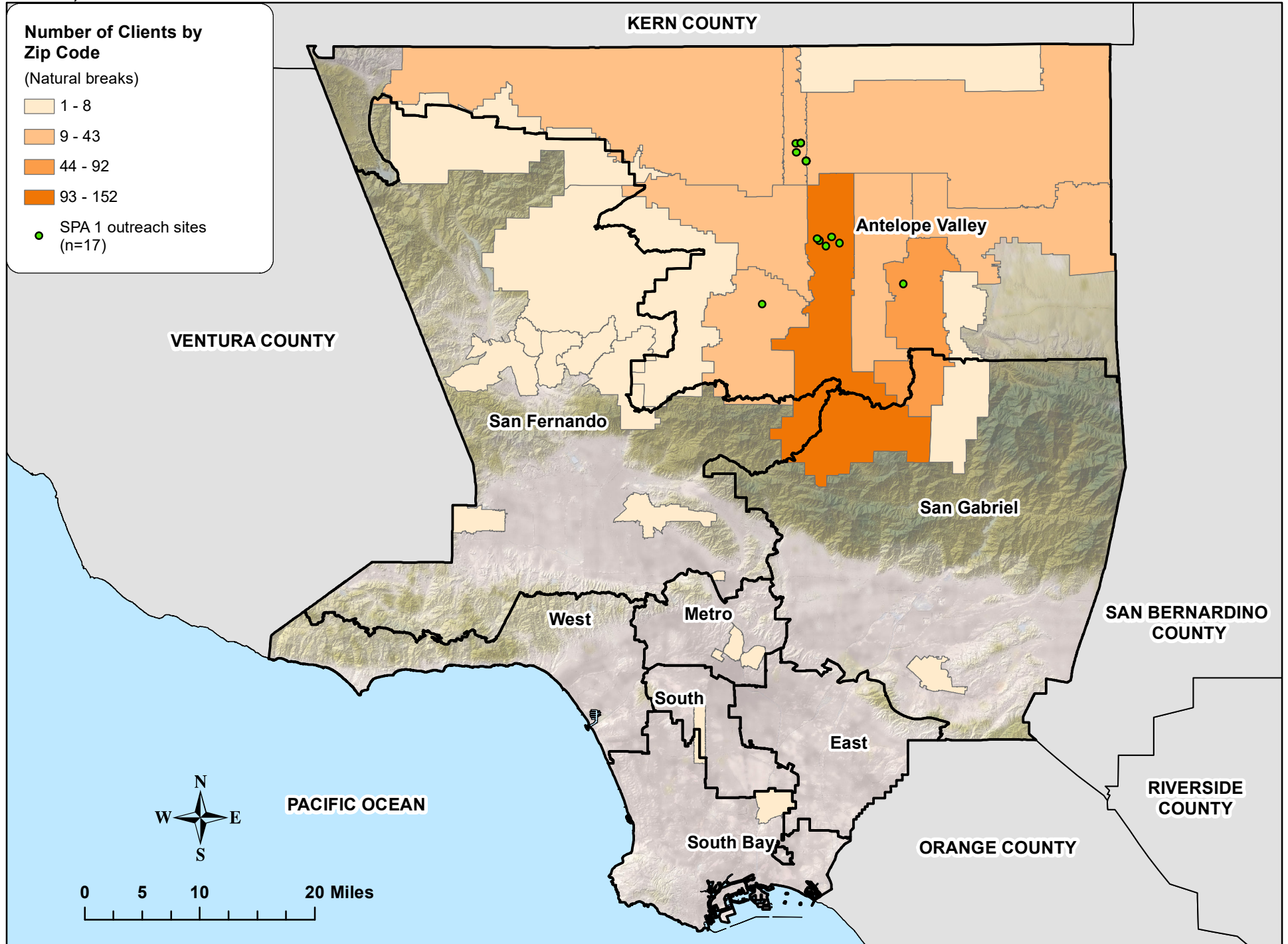
* Excludes outreaches (n=7) that could not be geocoded due to invalid addresses

Figure 28. Number of Clients by Supervisorial District of Outreach (n=12,073), 2019-2020 Flu Outreach Campaign, October 12, 2019 - March 5, 2020.



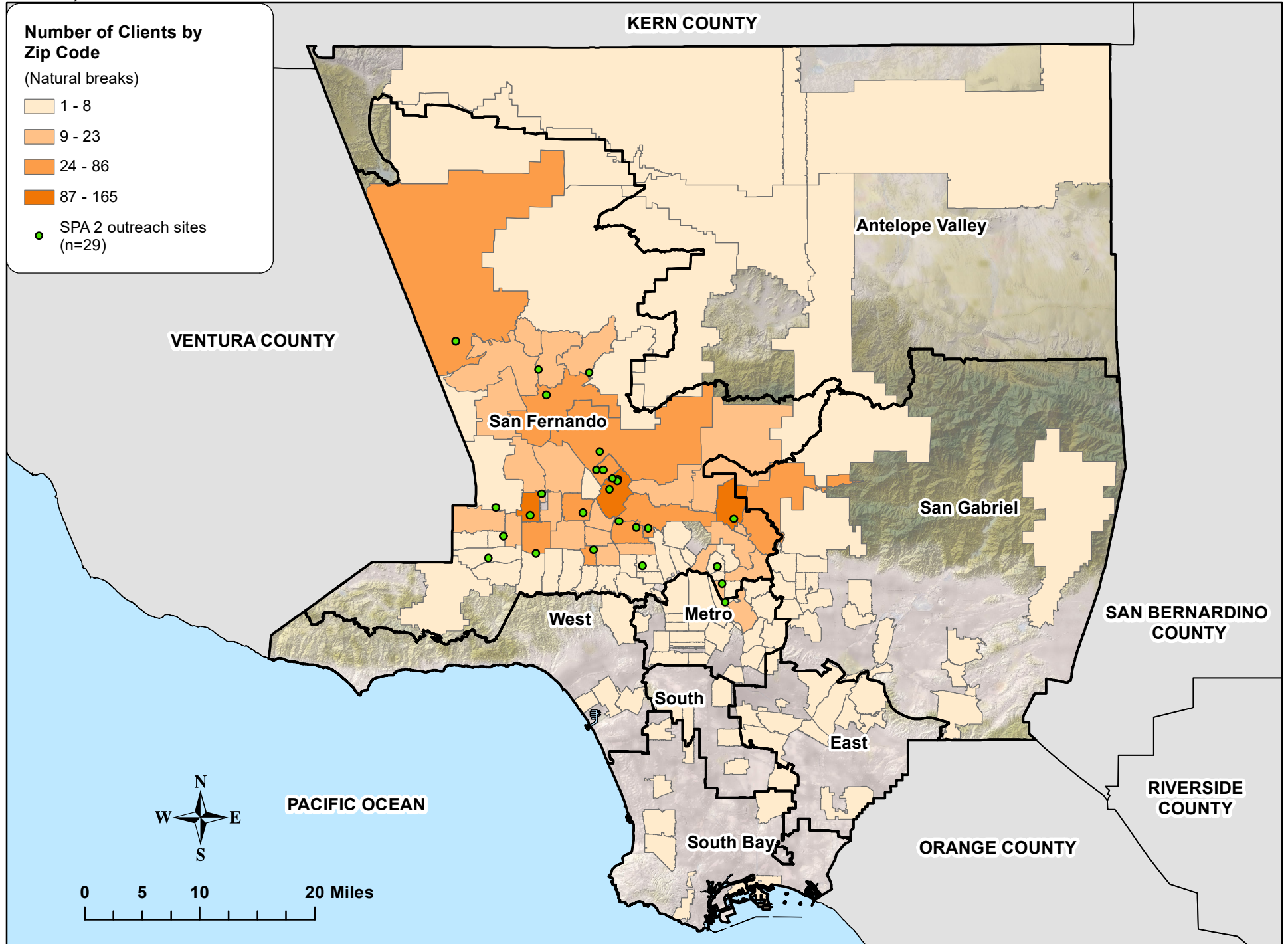
* Excludes outreaches (n=7) that could not be geocoded due to invalid addresses

Figure 29. Number of Clients by Zip Code of Residence at SPA 1 Outreaches (n=500*), 2019-2020 Flu Outreach Campaign, October 12, 2019 - March 5, 2020.



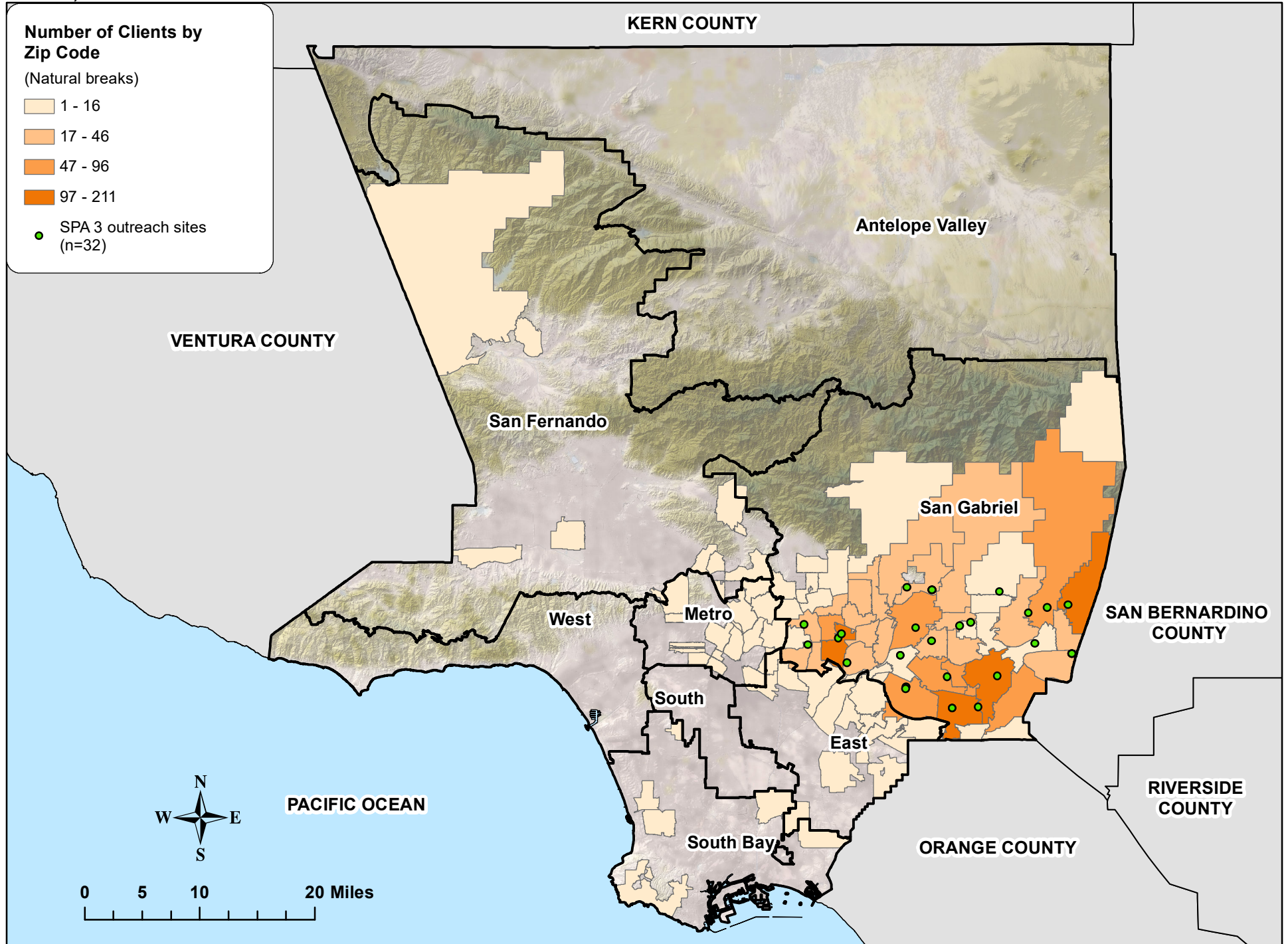
* Excludes missing zip codes (n=18), homeless (n=13), and non-residential and/or invalid zip codes outside of Los Angeles County (n=9)

Figure 30. Number of Clients by Zip Code of Residence at SPA 2 Outreaches (n=1,544*), 2019-2020 Flu Outreach Campaign, October 12, 2019 - March 5, 2020.



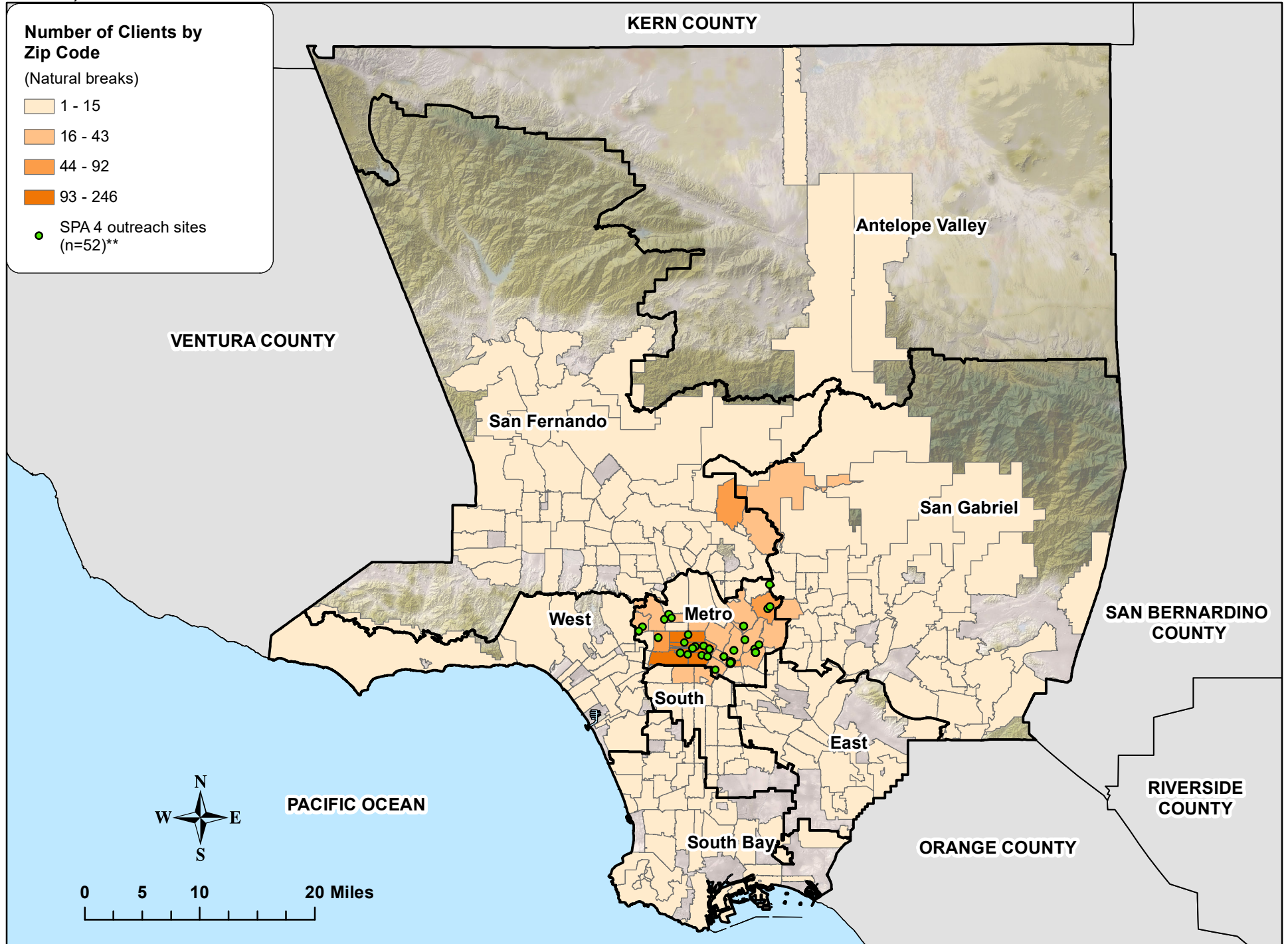
* Excludes missing zip codes (n=61), homeless (n=9), and non-residential and/or invalid zip codes outside of Los Angeles County (n=42)

Figure 31. Number of Clients by Zip Code of Residence at SPA 3 Outreaches (n=2,103*), 2019-2020 Flu Outreach Campaign, October 12, 2019 - March 5, 2020.



* Excludes missing zip codes (n=41), homeless (n=3), and non-residential and/or invalid zip codes outside of Los Angeles County (n=226)

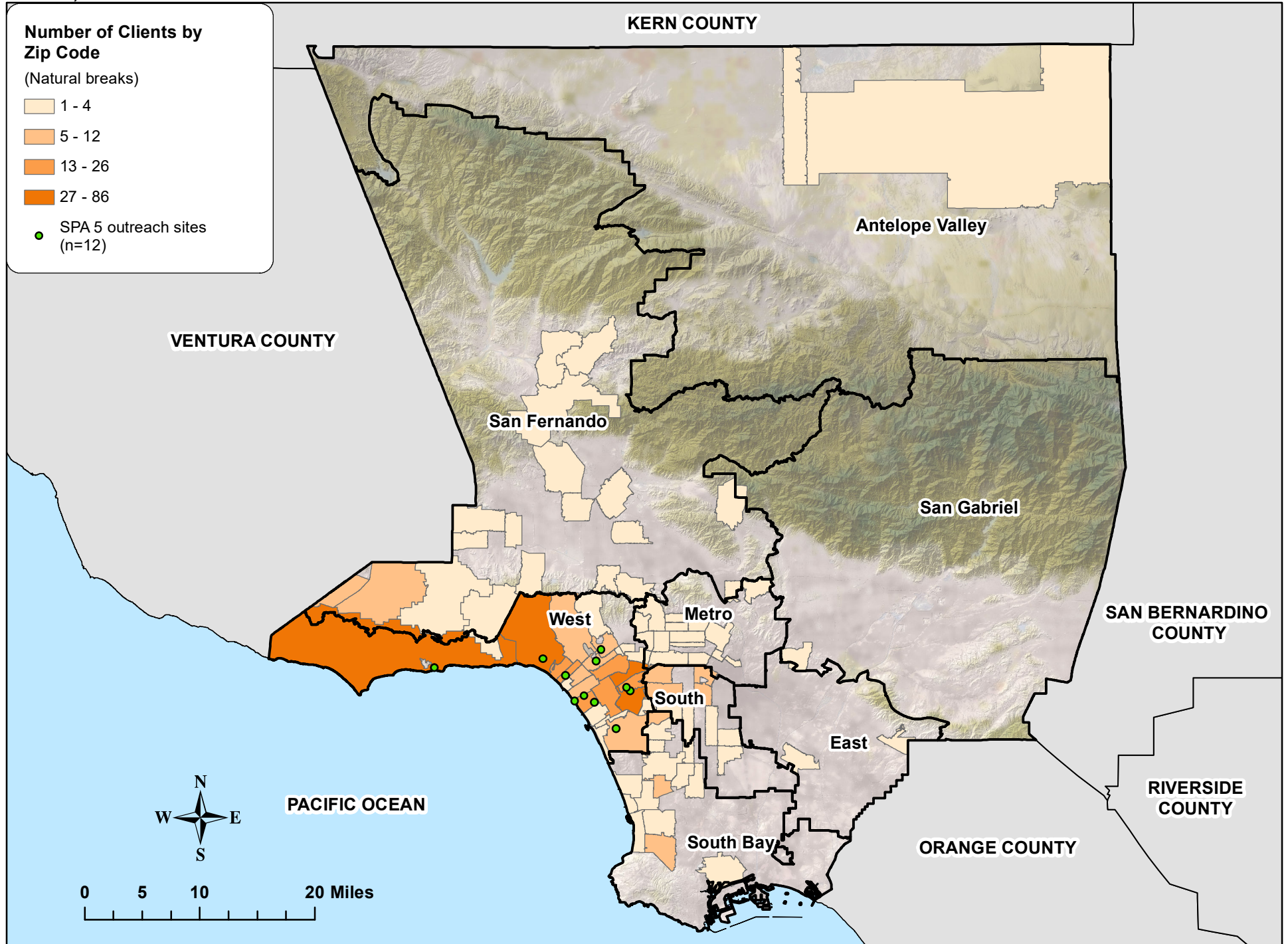
Figure 32. Number of Clients by Zip Code of Residence at SPA 4 Outreaches (n=2,755*), 2019-2020 Flu Outreach Campaign, October 12, 2019 - March 5, 2020.



* Excludes missing zip codes (n=117), homeless (n=31), and non-residential and/or invalid zip codes outside of Los Angeles County (n=95)

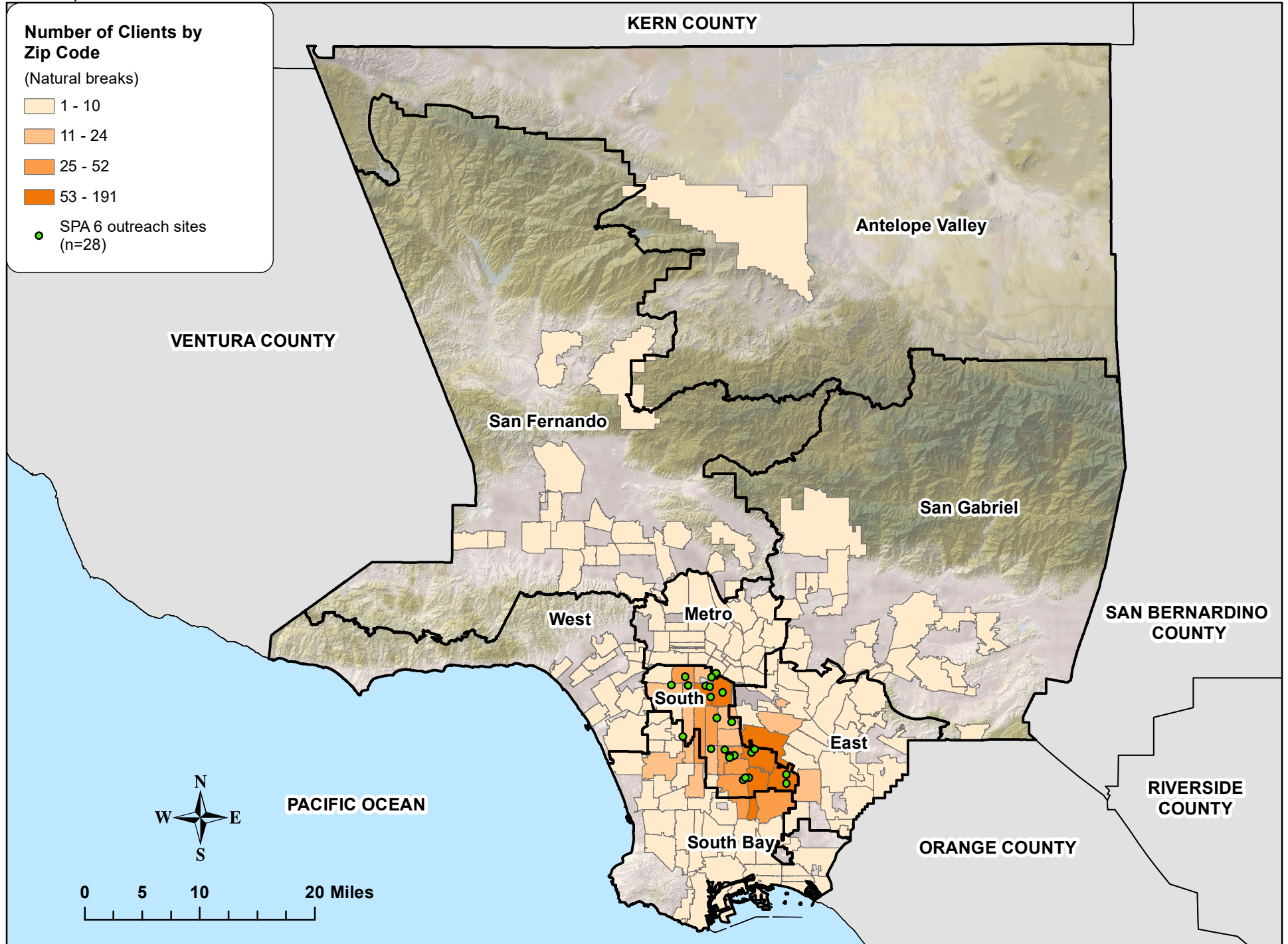
** Excludes outreach site (n=1) that could not be geocoded due to an invalid address

Figure 33. Number of Clients by Zip Code of Residence at SPA 5 Outreaches (n=606*), 2019-2020 Flu Outreach Campaign, October 12, 2019 - March 5, 2020.



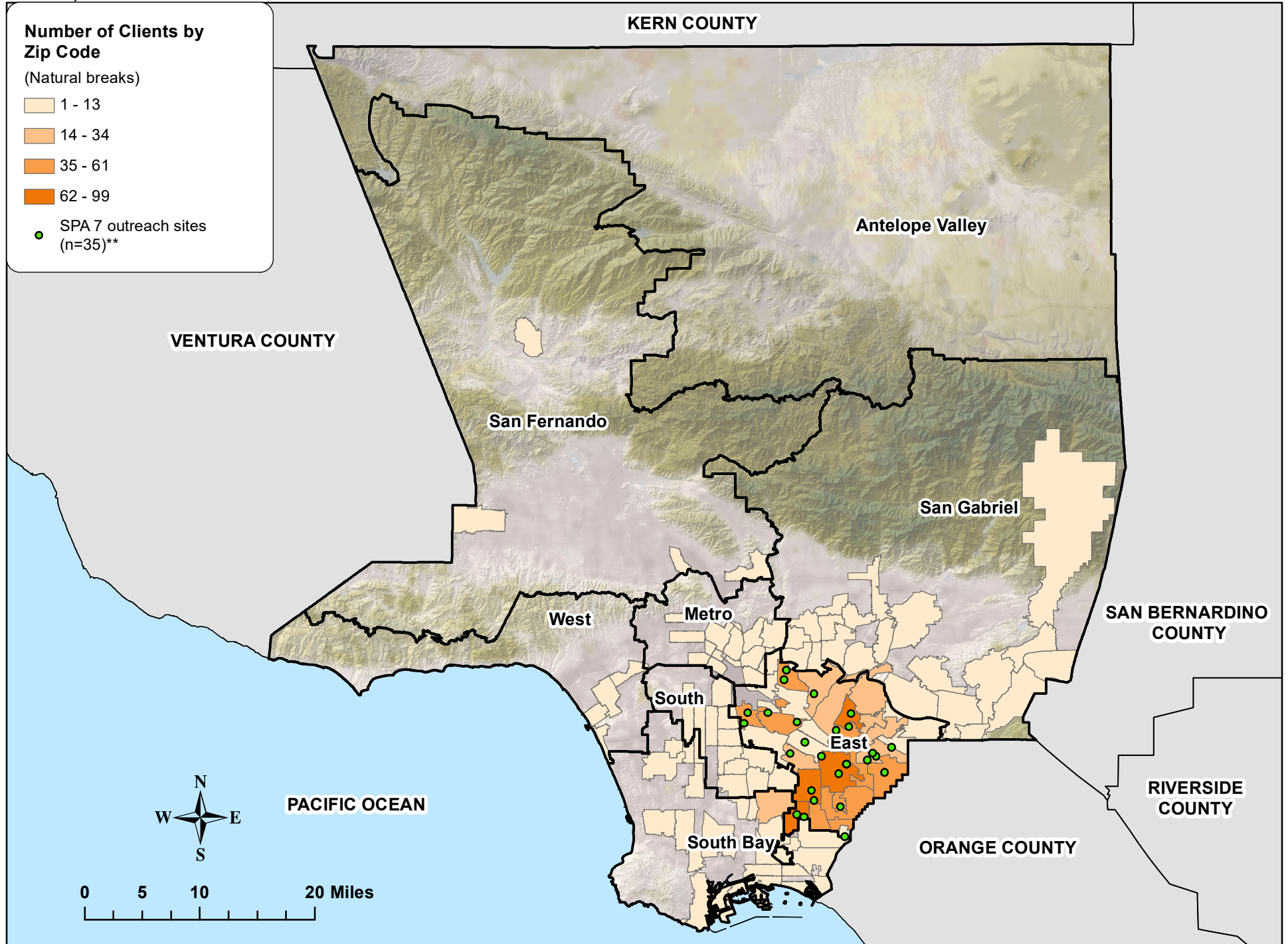
* Excludes missing zip codes (n=11), homeless (n=2), and non-residential and/or invalid zip codes outside of Los Angeles County (n=19)

Figure 34. Number of Clients by Zip Code of Residence at SPA 6 Outreaches (n=1,437*), 2019-2020 Flu Outreach Campaign, October 12, 2019 - March 5, 2020.



* Excludes missing zip codes (n=29), homeless (n=1), and non-residential and/or invalid zip codes outside of Los Angeles County (n=30)

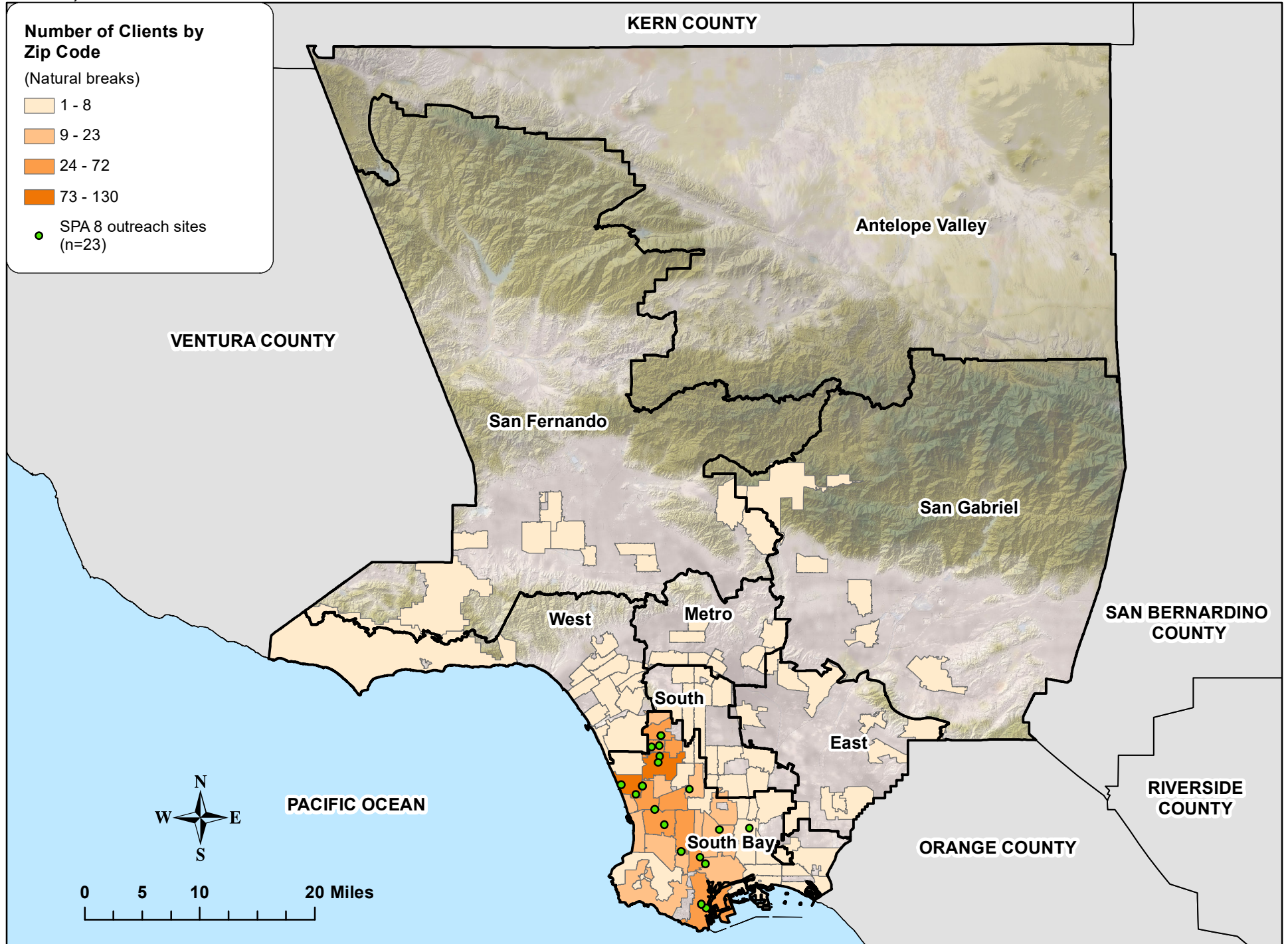
Figure 35. Number of Clients by Zip Code of Residence (n=1,260*) at SPA 7 Outreaches, 2019-2020 Flu Outreach Campaign, October 12, 2019 - March 5, 2020.



* Excludes missing zip codes (n=89) and non-residential and/or invalid zip codes outside of Los Angeles County (n=54)

** Excludes outreaches (n=6) that could not be geocoded due to invalid addresses

Figure 36. Number of Clients by Zip Code of Residence (n=948*) at SPA 8 Outreaches, 2019-2020 Flu Outreach Campaign, October 12, 2019 - March 5, 2020.



* Excludes missing zip codes (n=7), homeless (n=1), and non-residential and/or invalid zip codes outside of Los Angeles County (n=12)

Figure 37. Clients vaccinated at Flu Outreach clinics by gender, 2013-2014, 2014-2015, 2015-2016, 2016-2017, 2017-2018, 2018-2019, and 2019-2020, respectively, Flu Outreach Campaign.

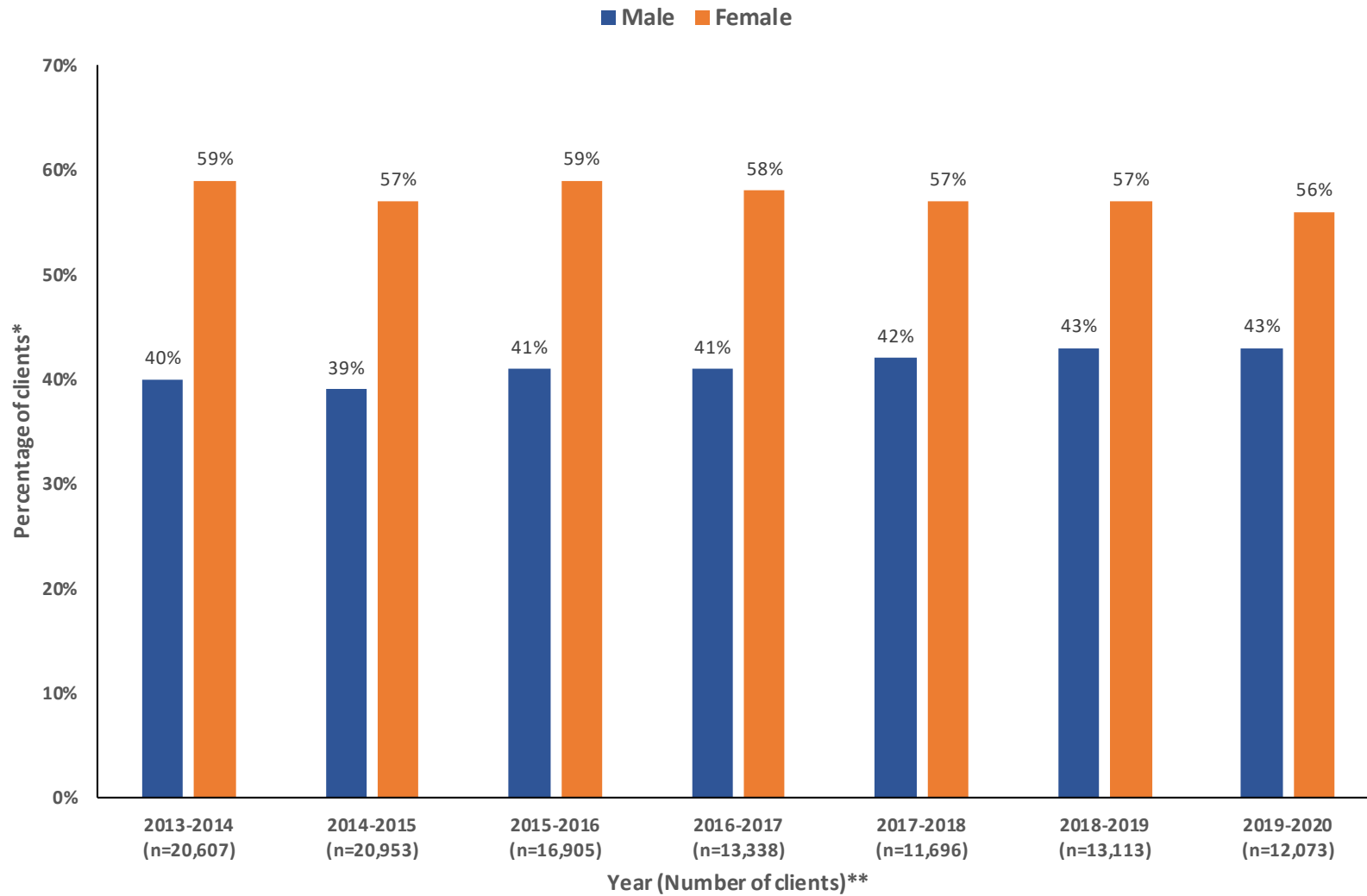


Figure 38. Clients vaccinated at Flu Outreach clinics by age group, 2013-2014, 2014-2015, 2015-2016, 2016-2017, 2017-2018, 2018-2019, and 2019-2020, respectively, Flu Outreach Campaign.

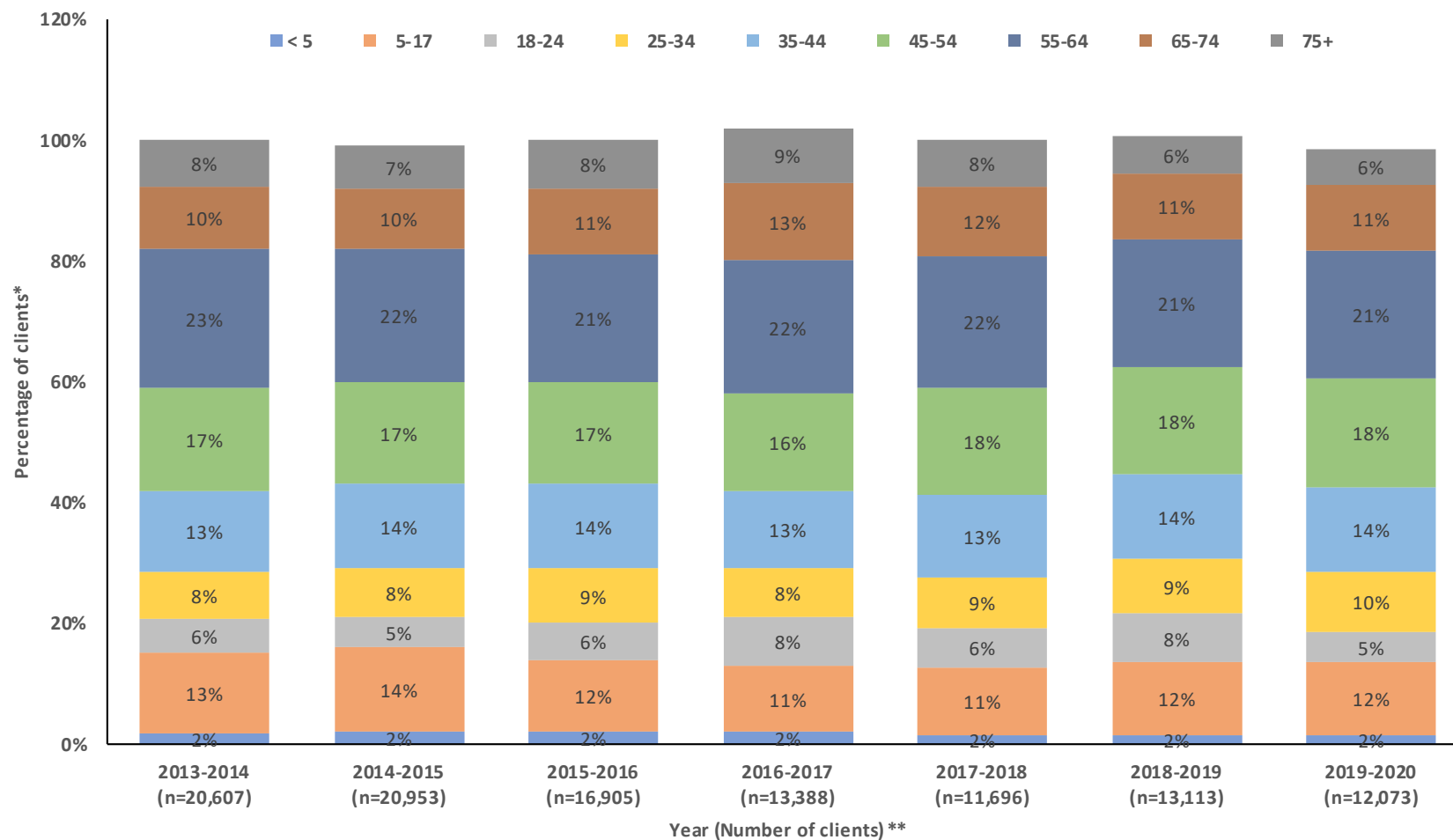


Figure 39. Clients vaccinated at Flu Outreach clinics by race/ethnicity, 2013-2014, 2014-2015, 2015-2016, 2016-2017, 2017-2018, 2018-2019, and 2019-2020, respectively, Flu Outreach Campaign.

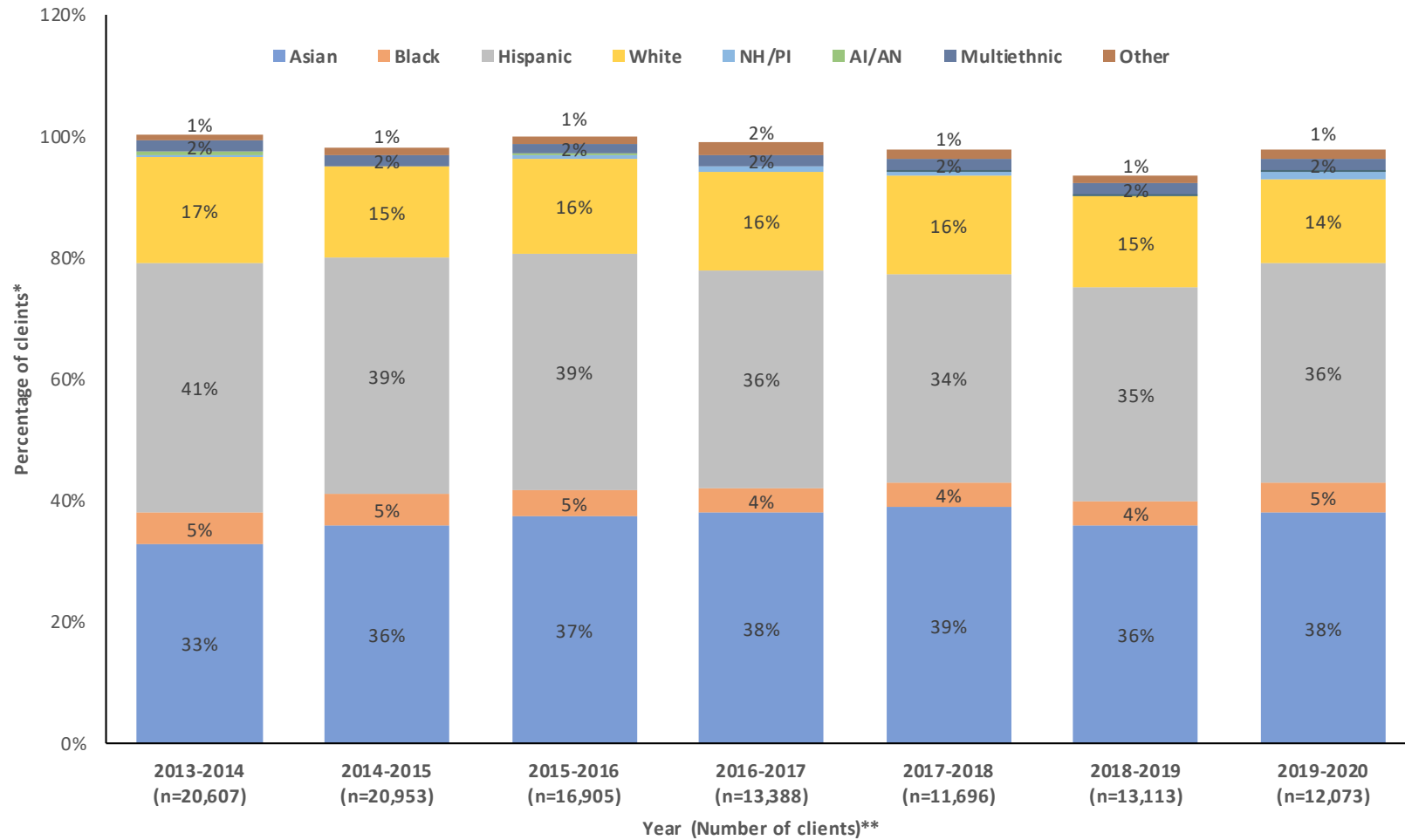


Figure 40. Clients vaccinated at Flu Outreach clinics by insurance status, 2013-2014, 2014-2015, 2015-2016, 2016-2017, 2017-2018, 2018-2019, and 2019-2020, respectively, Flu Outreach Campaign.

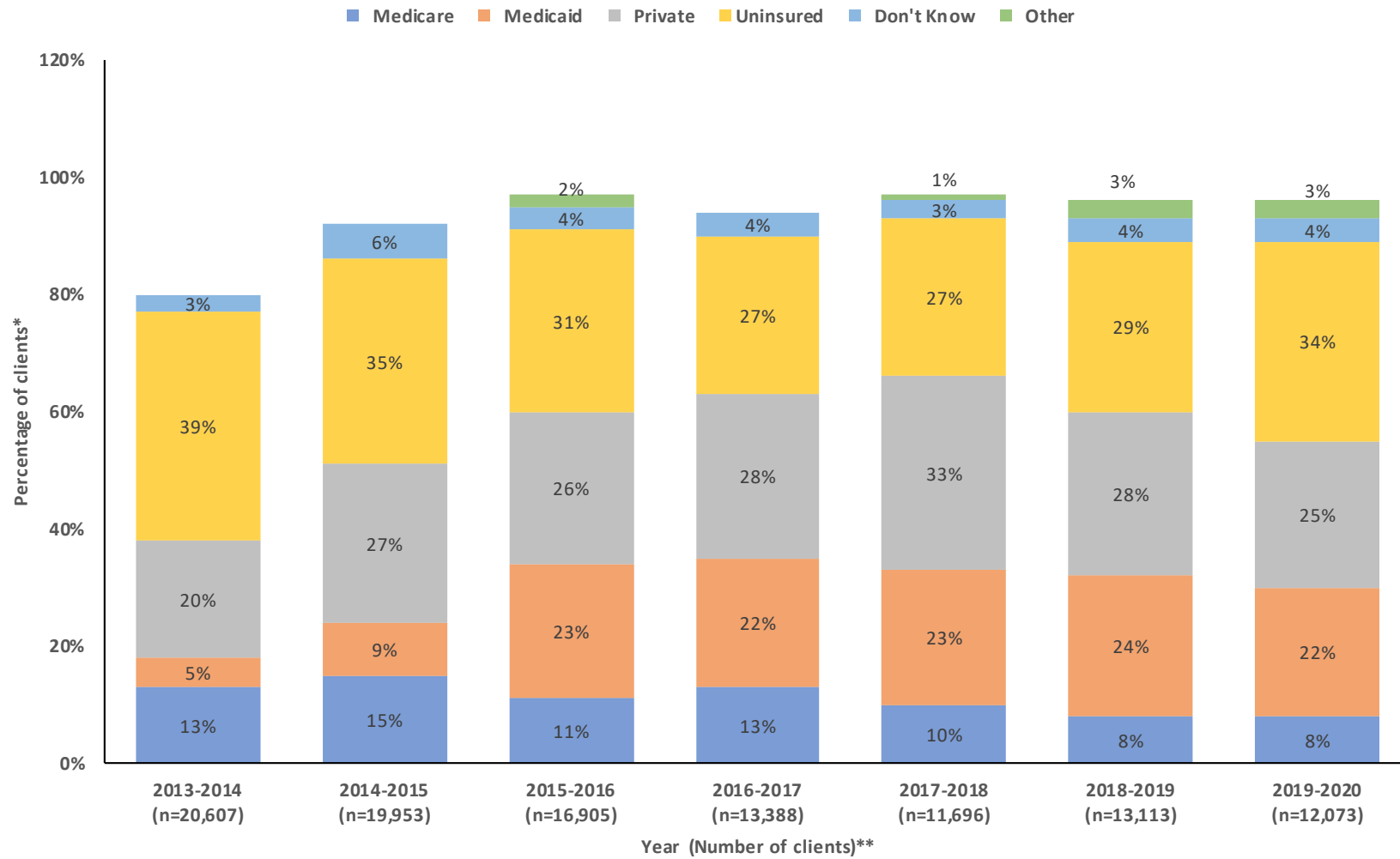


Figure 41. Clients vaccinated at Flu Outreach clinics by Service Planning Area, 2013-2014, 2014-2015, 2015-2016, 2016-2017, 2017-2018, 2018-2019, and 2019-2020, respectively, Flu Outreach Campaign.

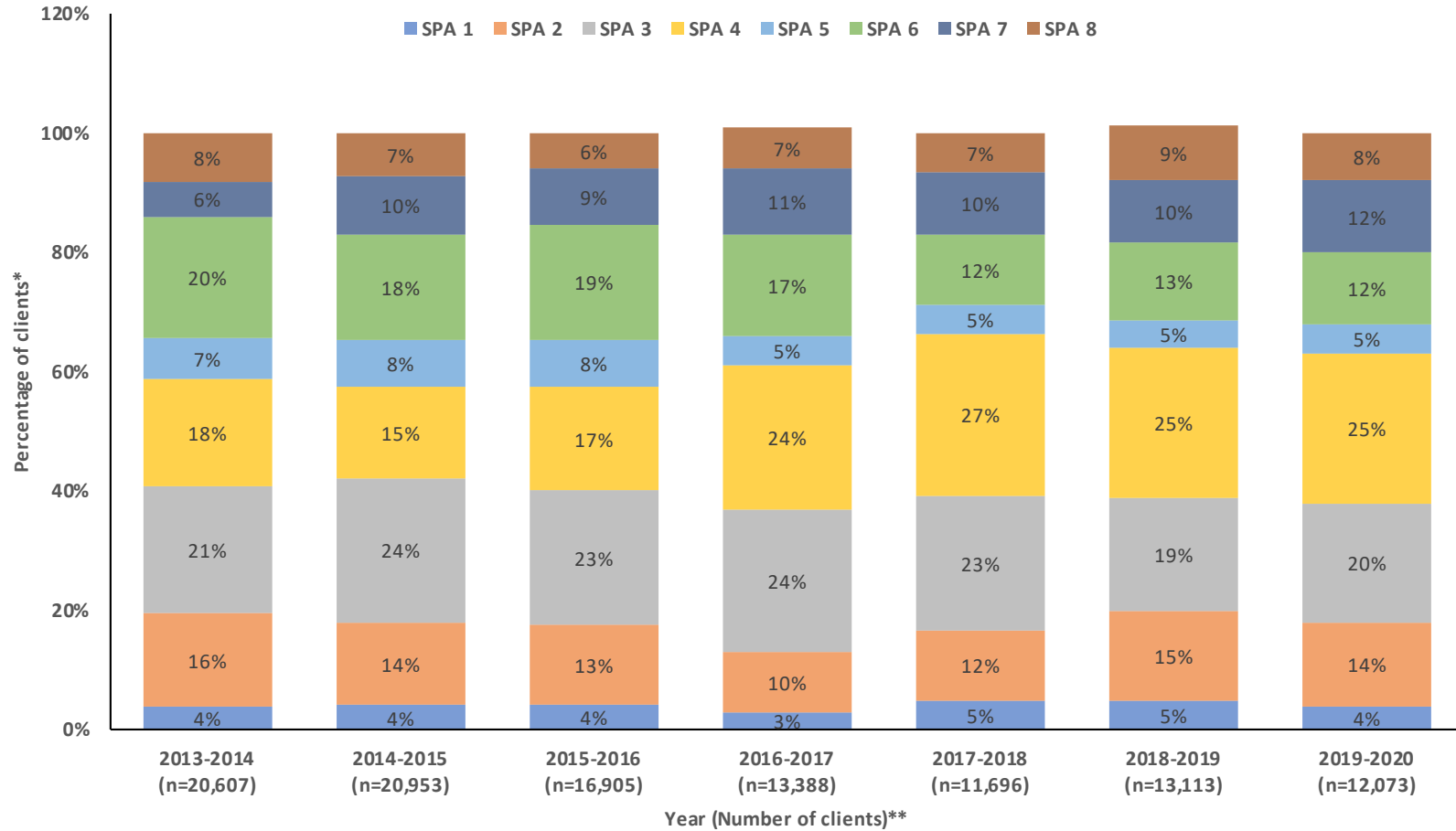


Figure 42. Clients vaccinated at Flu Outreach clinics by venue type, 2013-2014, 2014-2015, 2015-2016, 2016-2017, 2017-2018, 2018-2019, and 2019-2020, respectively, Flu Outreach Campaign.

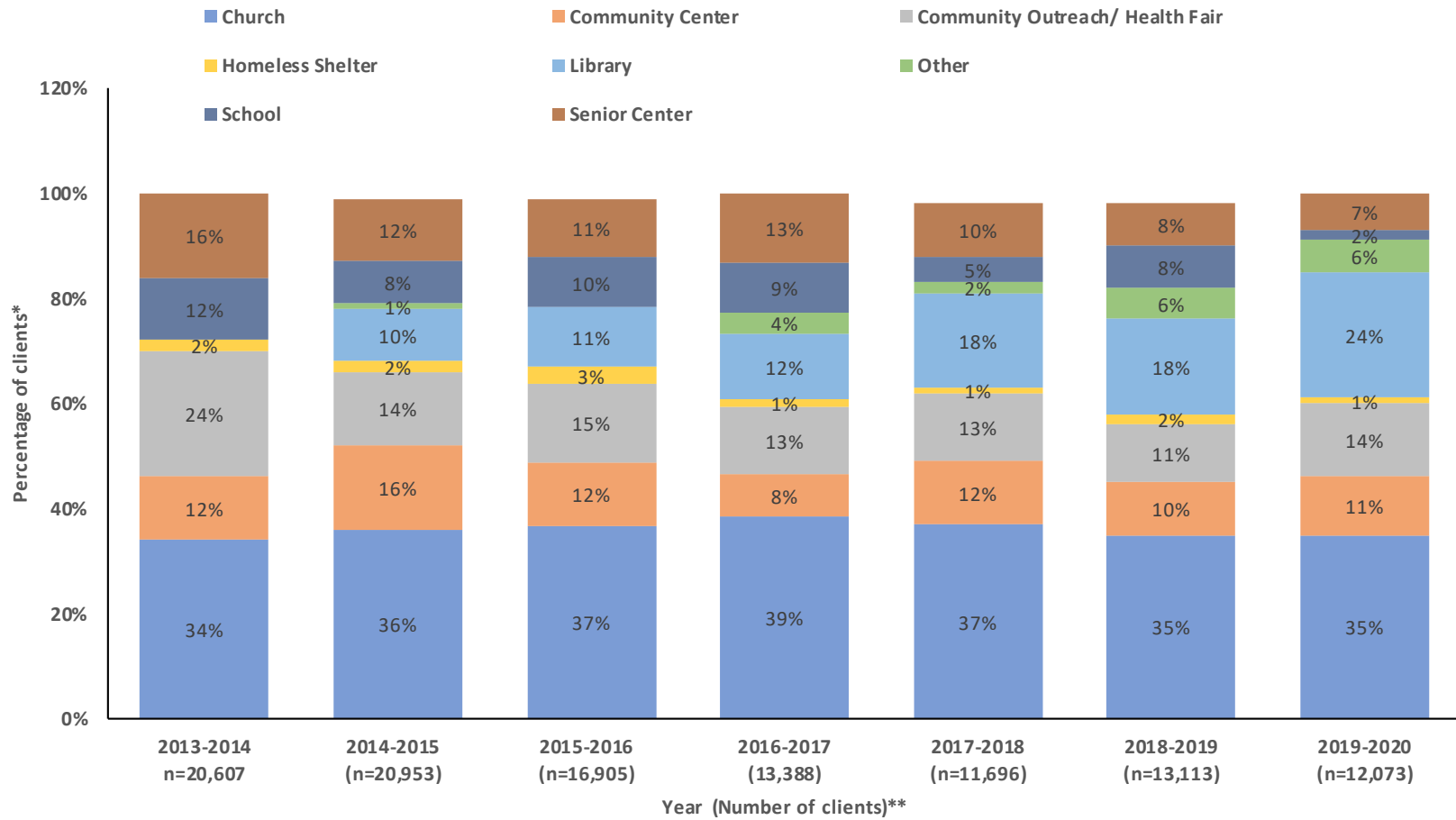


Figure 43. Uninsured clients vaccinated at Flu Outreach Clinics, 2013-2014, 2014-2015, 2015-2016, 2016-2017, 2017-2018, 2018-2019, and 2019-2020, by gender, Flu Outreach Campaign.

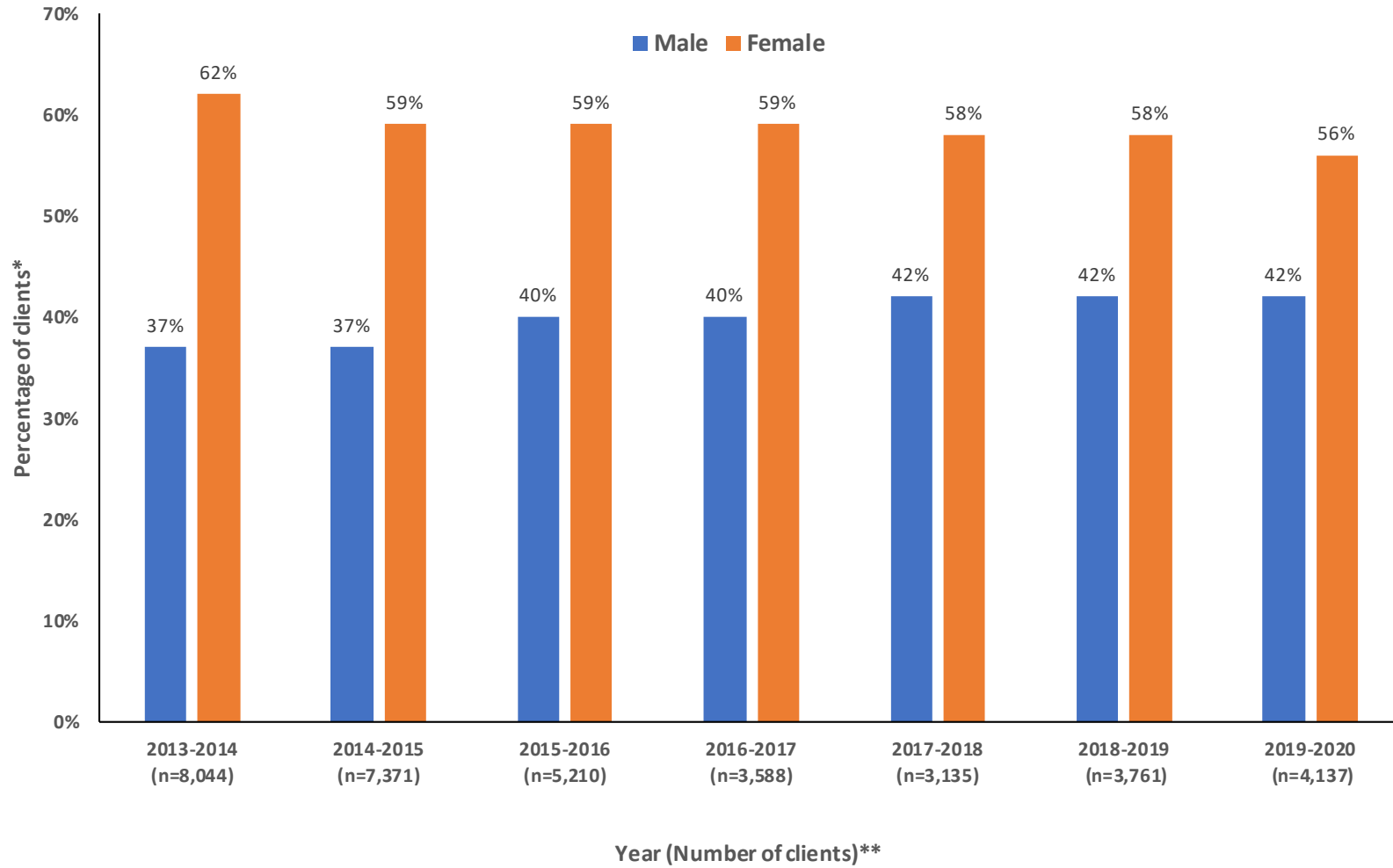


Figure 44. Uninsured clients vaccinated at Flu Outreach Clinics, 2013-2014, 2014-2015, 2015-2016, 2016-2017, 2017-2018, 2018-2019, and 2019-2020 by age group, Flu Outreach Campaign.

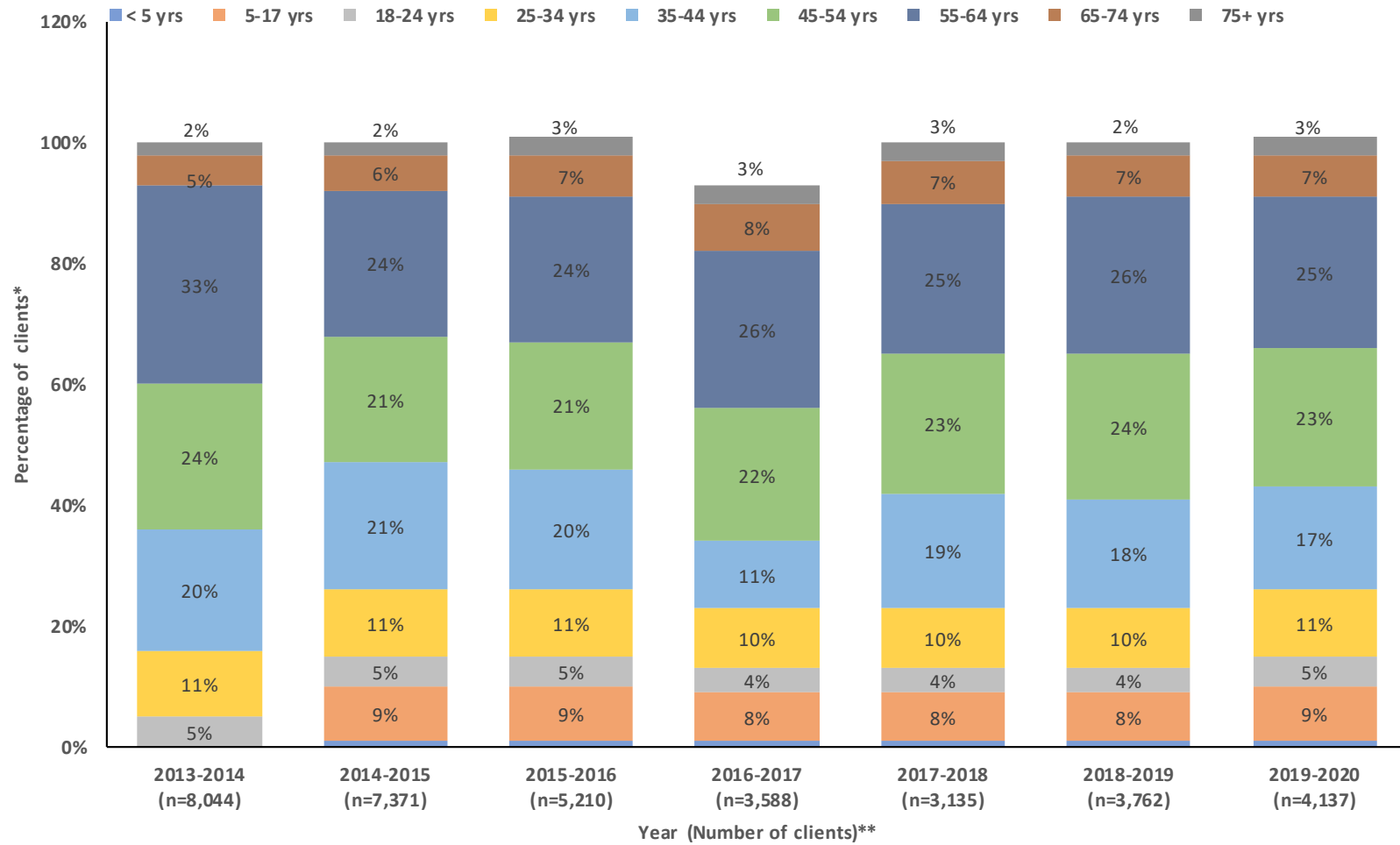


Figure 45. Uninsured clients vaccinated at Flu Outreach Clinics, 2013-2014, 2014-2015, 2015-2016, 2016-2017, 2017-2018, 2018-2019, and 2019-2020 by race/ethnicity, Flu Outreach Campaign.

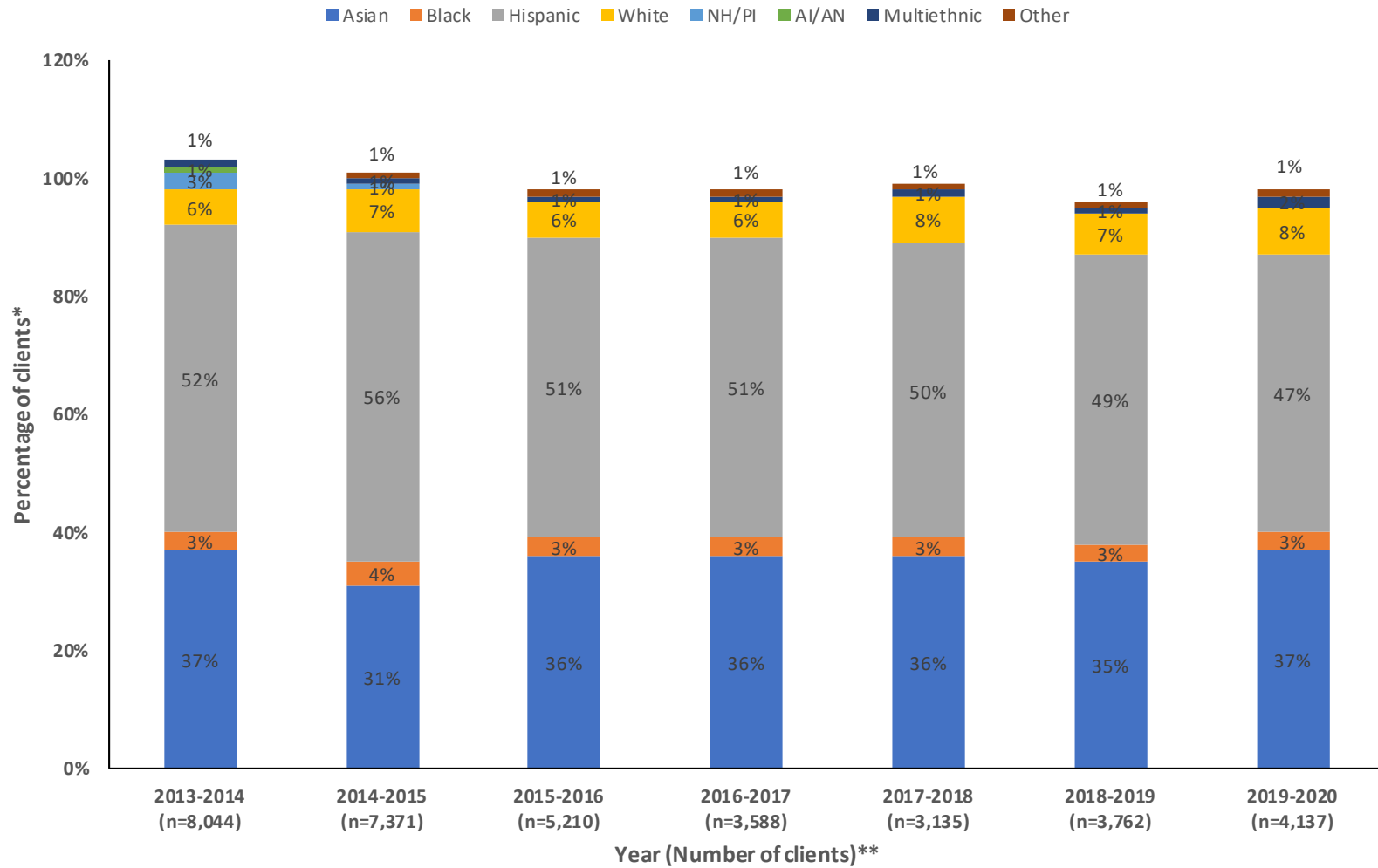


Figure 46. Uninsured clients vaccinated at Flu Outreach Clinics, 2013-2014, 2014-2015, 2015-2016, 2016-2017, 2017-2018, and 2018-2019, by Service Planning Area, Flu Outreach Campaign.

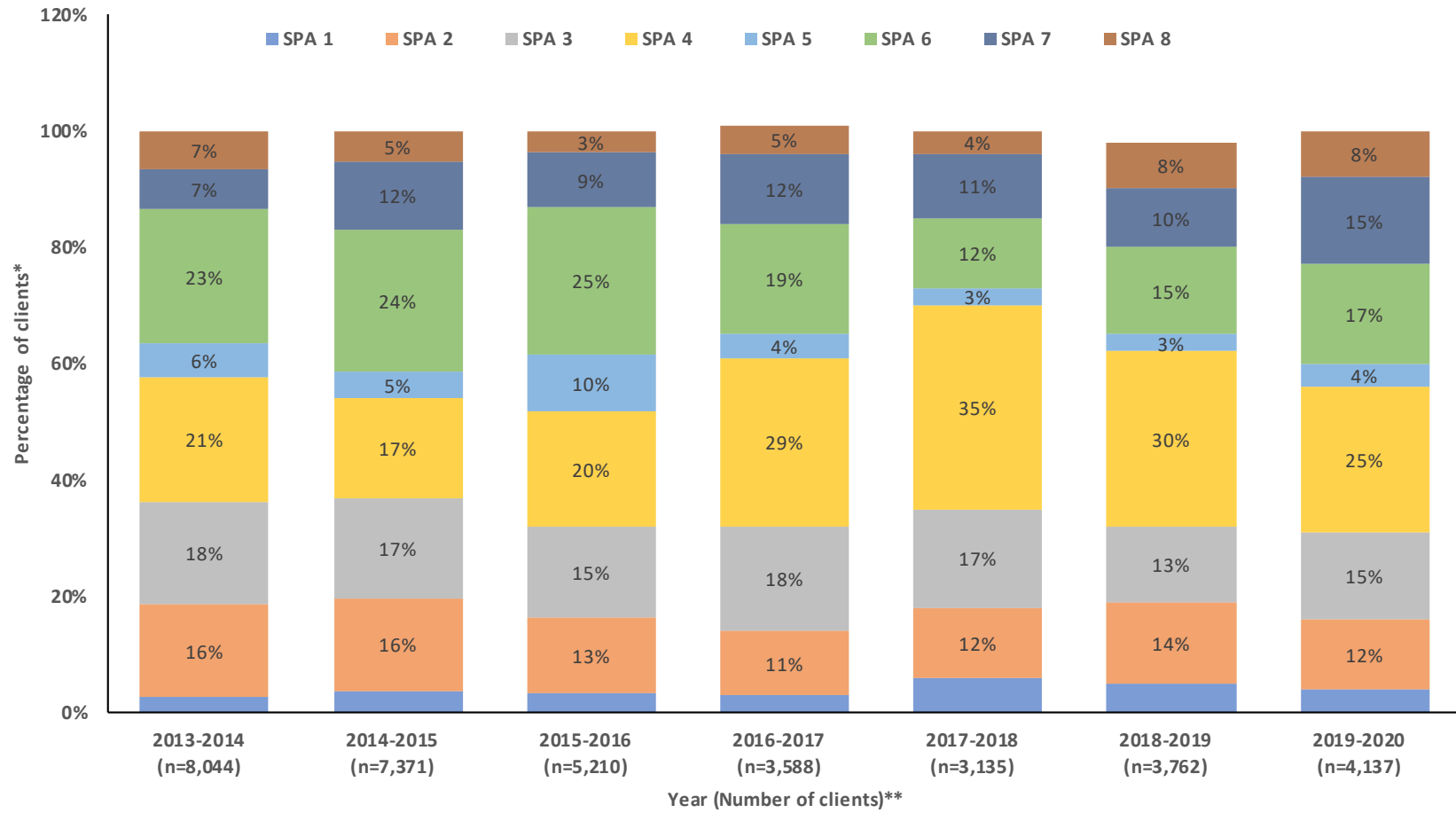


Figure 47. Uninsured clients vaccinated at Flu Outreach Clinics, 2013-2014, 2014-2015, 2015-2016, 2016-2017, 2017-2018, 2018-2019, and 2019-2020 by venue type, Flu Outreach Campaign.

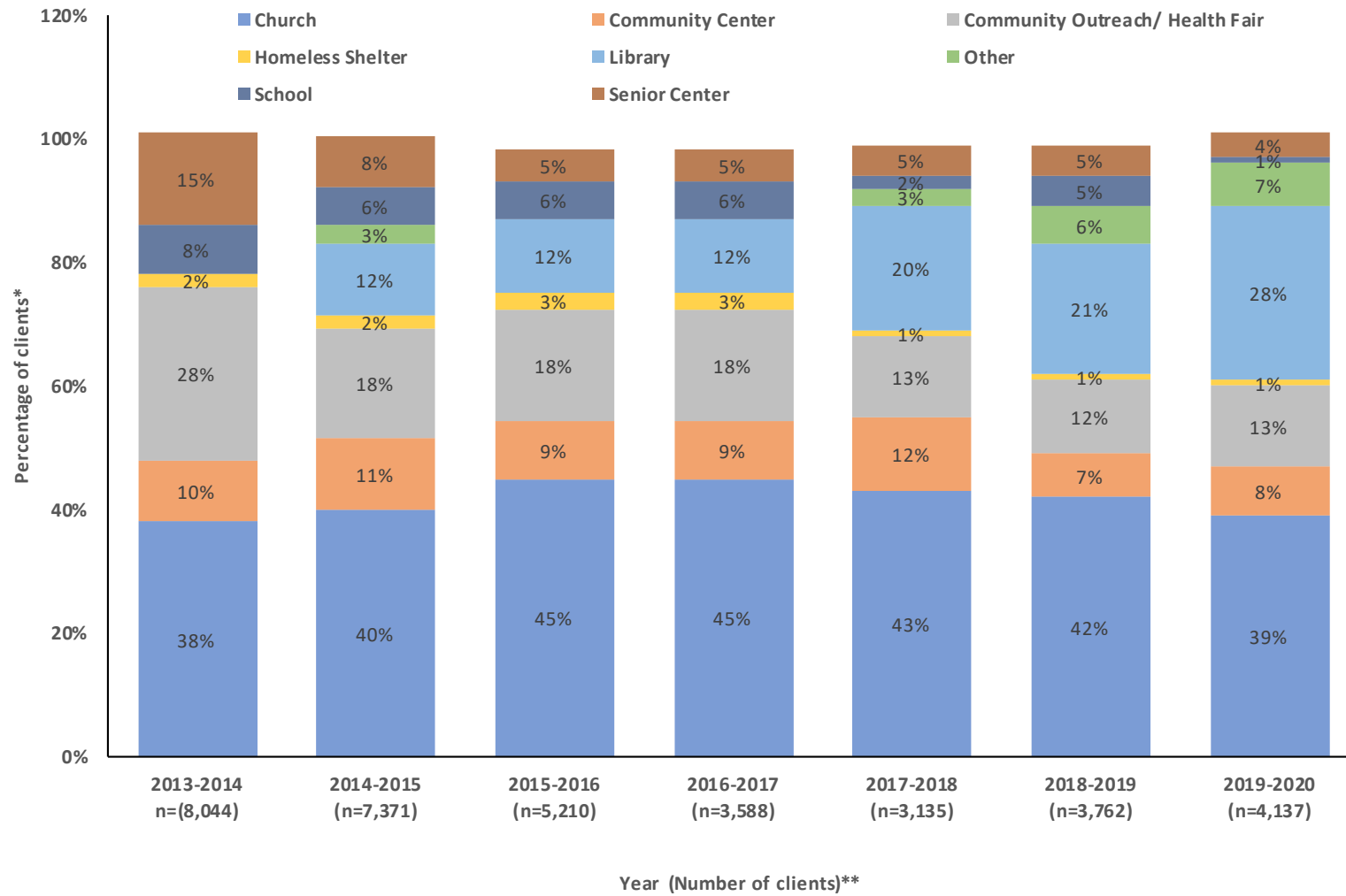


Figure 48. Insurance status of clients vaccinated at Flu Outreach clinics, 2013-2014, 2014-2015, 2015-2016, 2016-2017, 2017-2018, 2018-2019, and 2019-2020 by race/ethnicity in Service Planning Area 1 (Antelope Valley), Flu Outreach Campaign.*

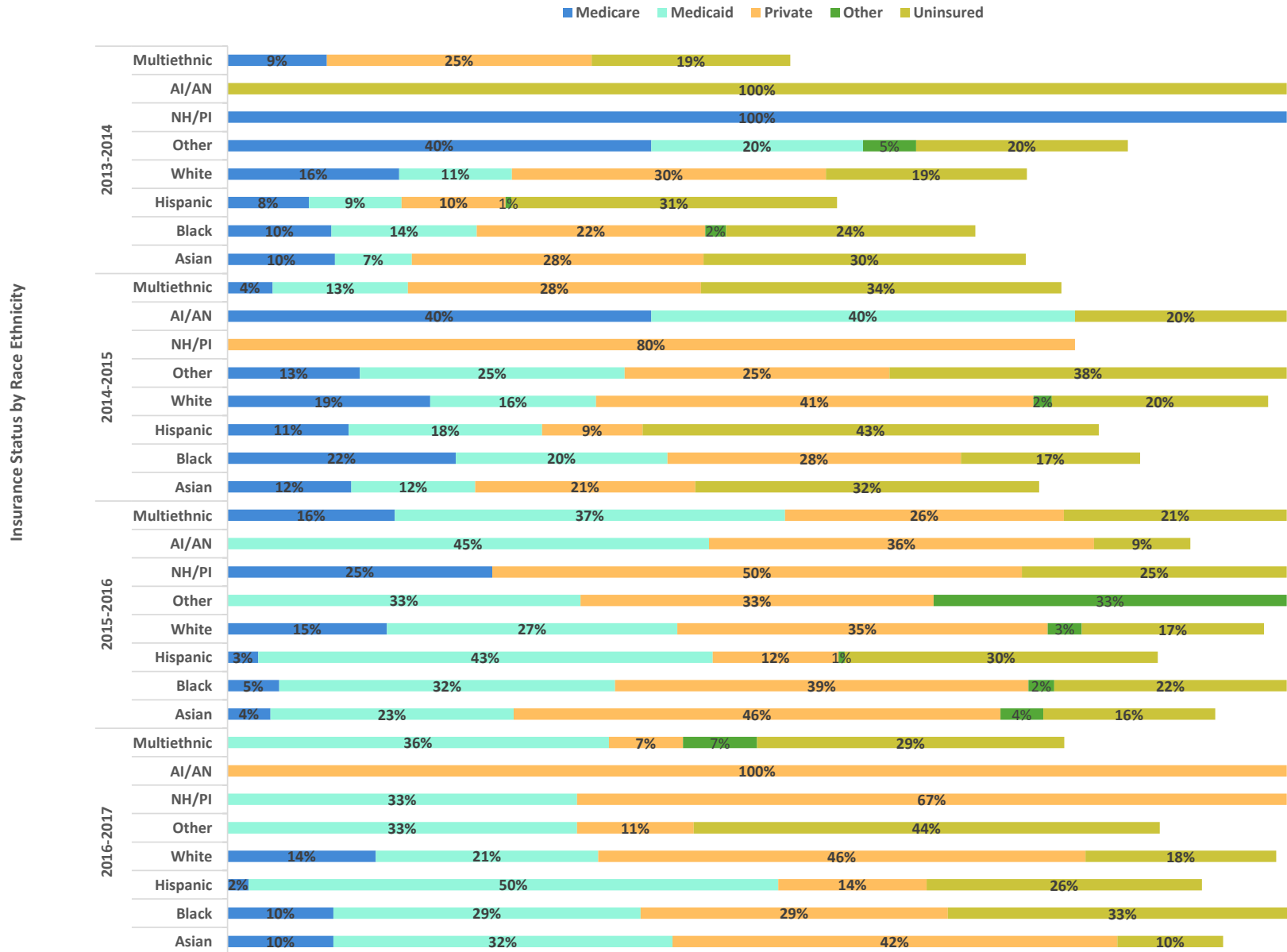
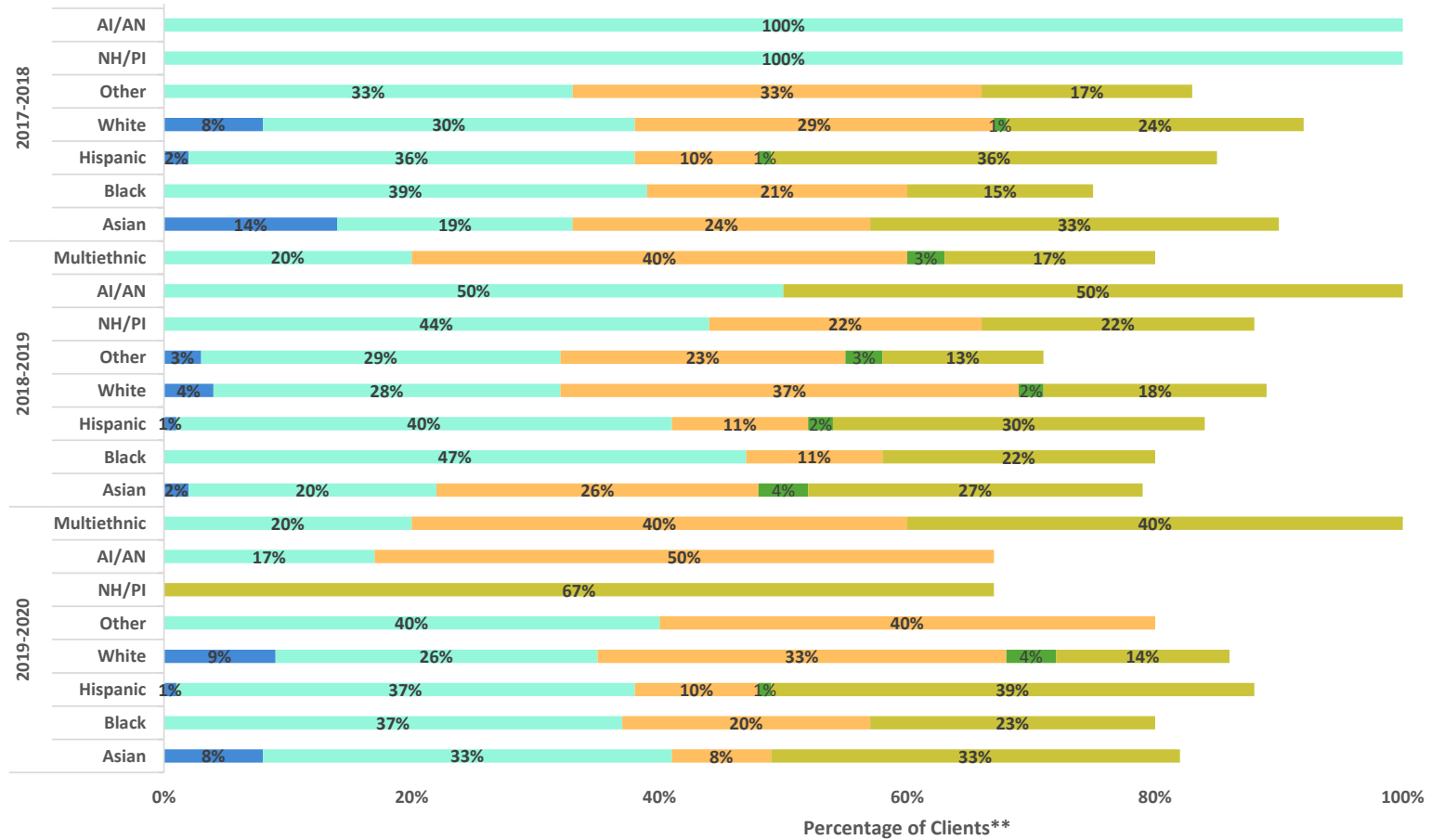


Figure 48 (continued). Insurance status of clients vaccinated at Flu Outreach clinics, 2013-2014, 2014-2015, 2015-2016, 2016-2017, 2017-2018, 2018-2019, and 2019-2020 by race/ethnicity in Service Planning Area 1 (Antelope Valley), Flu Outreach Campaign.*



*Covered California began on January 1, 2014.

**Percentages may not sum up to 100% due to rounding, multiple responses and missing values.

Note: AI/AN = American Indian/Alaskan Native, NH/PI = Native Hawaiian/Pacific Islander.

Figure 49. Insurance status of clients vaccinated at Flu Outreach clinics, 2013-2014, 2014-2015, 2015-2016, 2016-2017, 2017-2018, 2018-2019 and 2019-2020 by race/ethnicity in Service Planning Area 2 (San Fernando), Flu Outreach Campaign.*

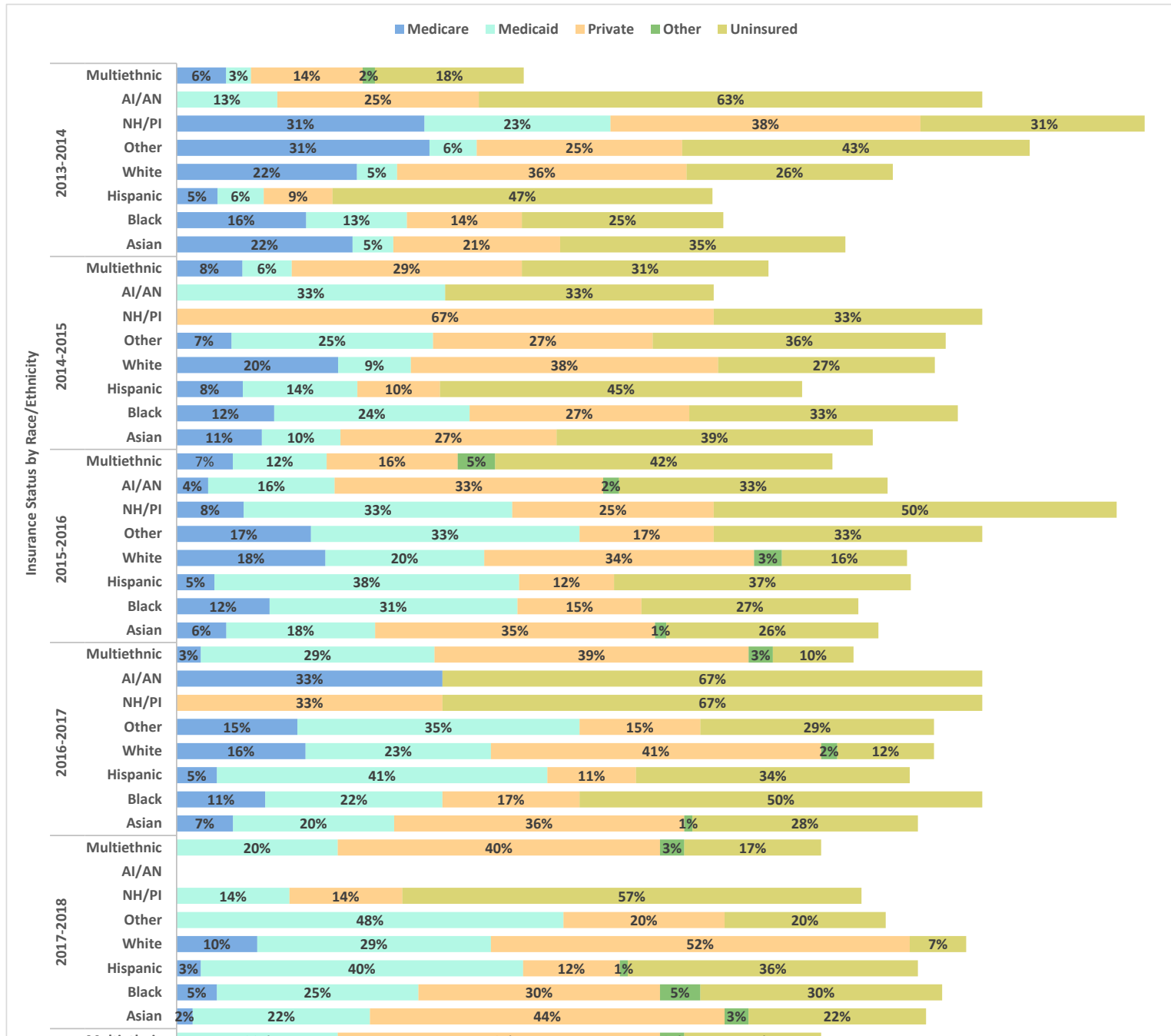
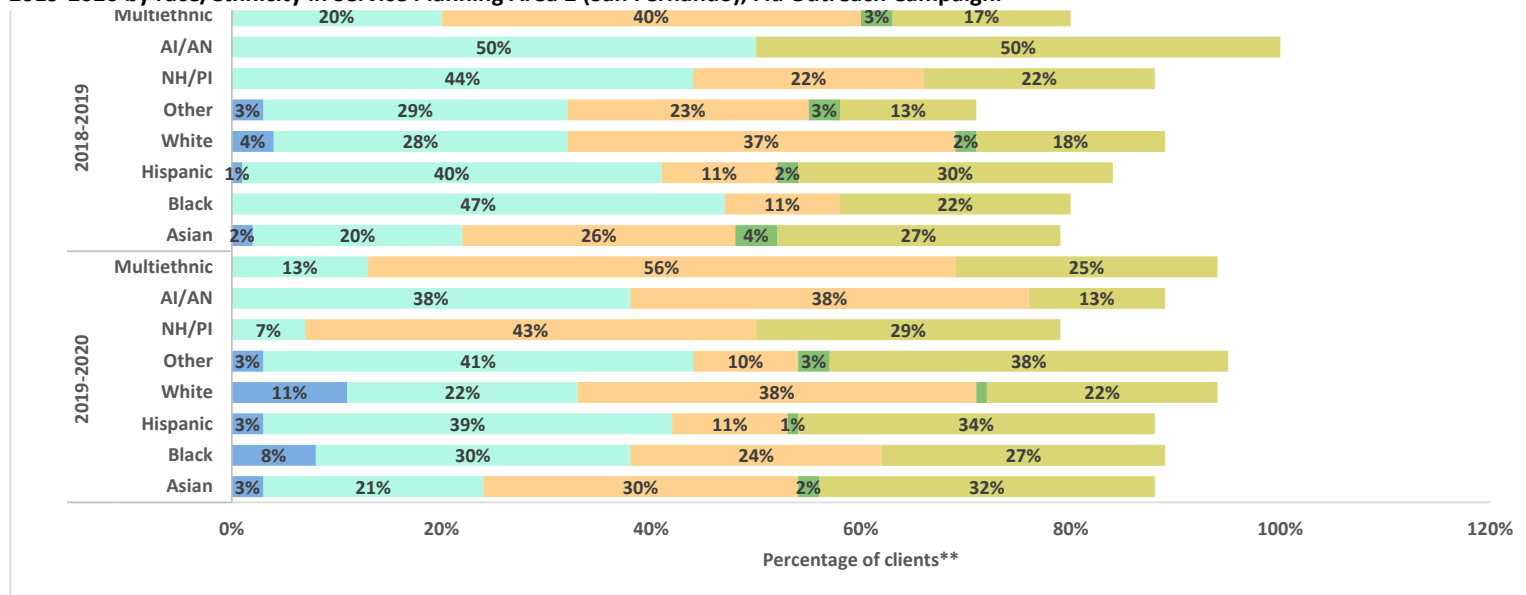


Figure 49. Insurance status of clients vaccinated at Flu Outreach clinics, 2013-2014, 2014-2015, 2015-2016, 2016-2017, 2017-2018, 2018-2019 and 2019-2020 by race/ethnicity in Service Planning Area 2 (San Fernando), Flu Outreach Campaign.*



*Covered California began on January 1, 2014.

**Percentages may not sum up to 100% due to rounding, multiple responses and missing values.

Note: AI/AN = American Indian/Alaskan Native, NH/PI = Native Hawaiian/Pacific Islander.

Figure 50. Insurance status of clients vaccinated at Flu Outreach clinics, 2013-2014, 2014-2015, 2015-2016, 2016-2017, 2017-2018, 2018-2019, and 2019-2020 by race/ethnicity in Service Planning Area 3 (San Gabriel), Flu Outreach Campaign.*

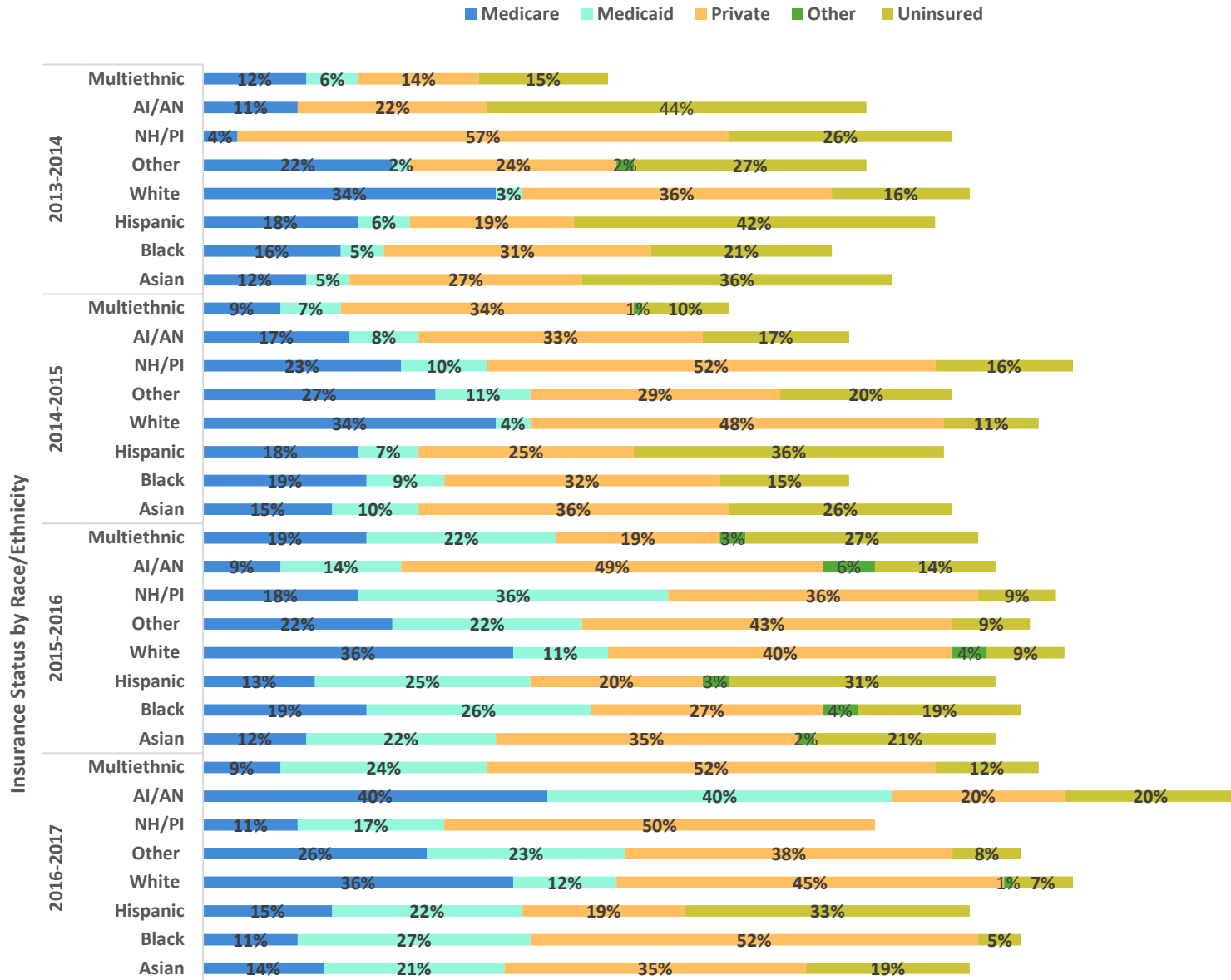
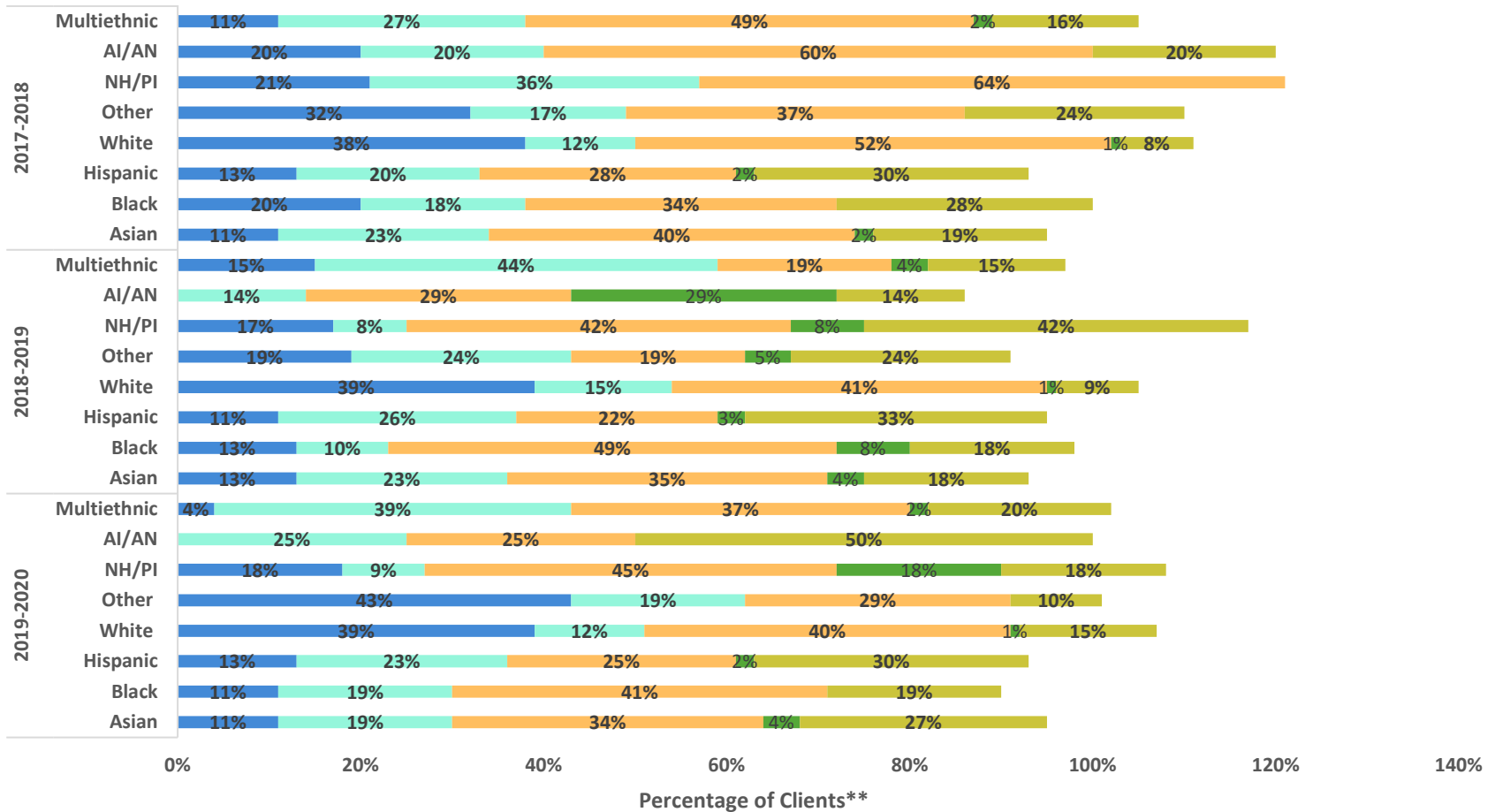


Figure 50 (continued). Insurance status of clients vaccinated at Flu Outreach clinics, 2013-2014, 2014-2015, 2015-2016, 2016-2017, 2017-2018, 2018-2019, and 2019-2020 by race/ethnicity in Service Planning Area 3 (San Gabriel), Flu Outreach Campaign.*



*Covered California began on January 1, 2014.

**Percentages may not sum up to 100% due to rounding, multiple responses and missing values.

Note: AI/AN = American Indian/Alaskan Native, NH/PI = Native Hawaiian/Pacific Islander.

Figure 51. Insurance status of clients vaccinated at Flu Outreach clinics, 2013-2014, 2014-2015, 2015-2016, 2016-2017, 2017-2018, 2018-2019, and 2019-2020 by race/ethnicity in Service Planning Area 4 (Metro LA), Flu Outreach Campaign.*

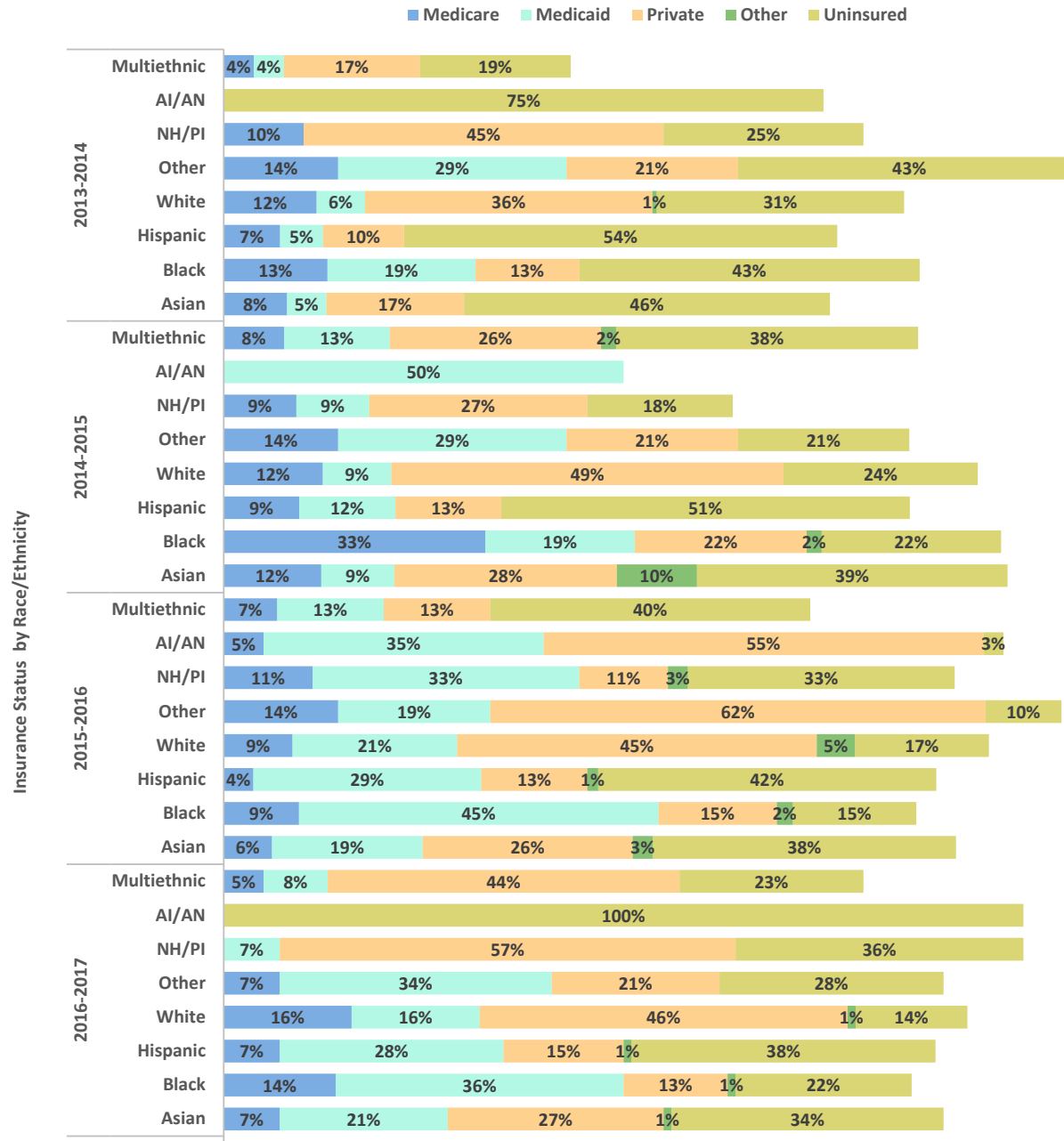
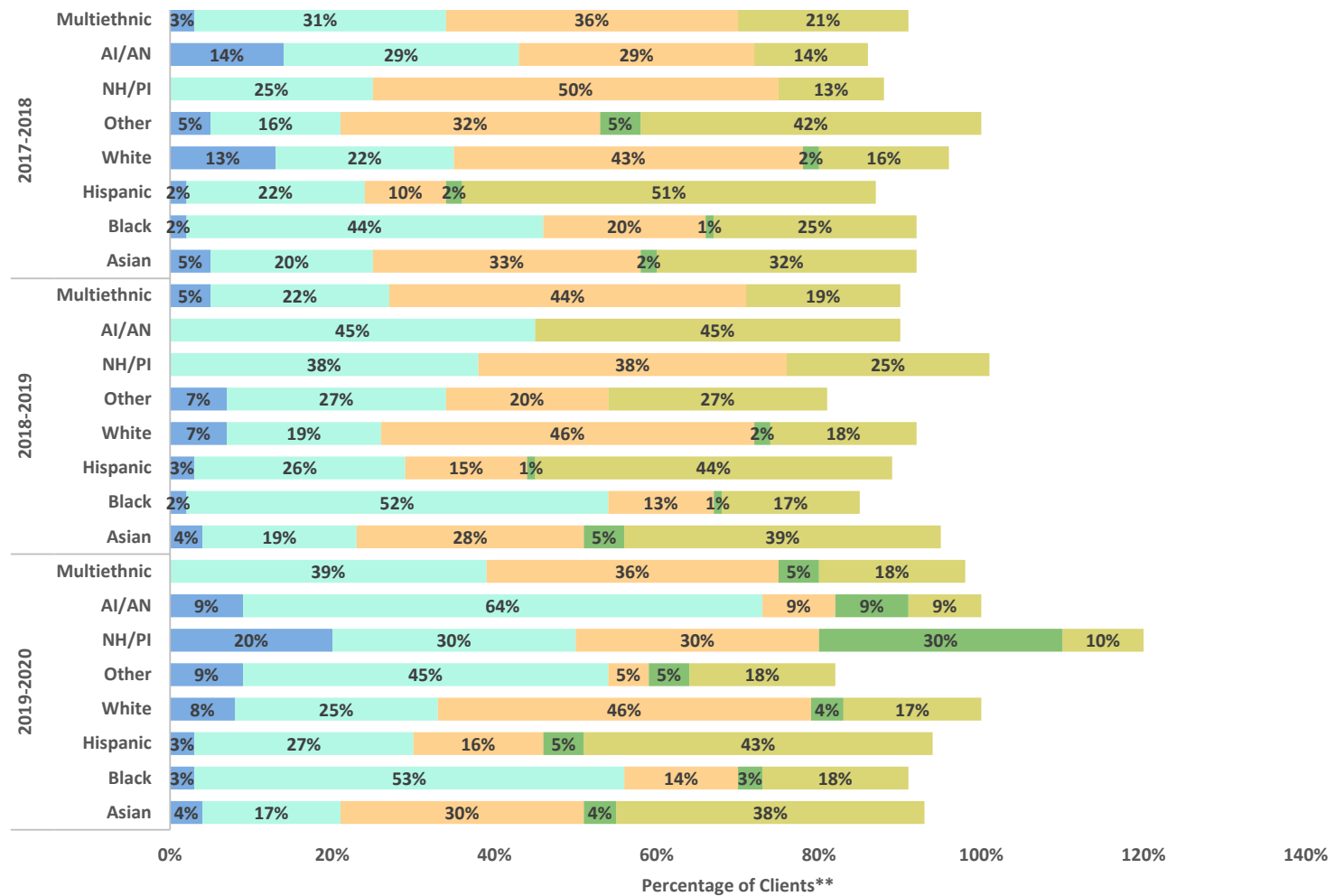


Figure 51 (continued). Insurance status of clients vaccinated at Flu Outreach clinics, 2013-2014, 2014-2015, 2015-2016, 2016-2017, 2017-2018, 2018-2019, and 2019-2020 by race/ethnicity in Service Planning Area 4 (Metro LA), Flu Outreach Campaign.*



*Covered California began on January 1, 2014.

**Percentages may not sum up to 100% due to rounding, multiple responses and missing values.

Note: AI/AN = American Indian/Alaskan Native, NH/PI = Native Hawaiian/Pacific Islander.

Figure 52. Insurance status of clients vaccinated at Flu Outreach clinics, 2013-2014, 2014-2015, 2015-2016, 2016-2017, 2017-2018, 2018-2019, and 2019-2020 by race/ethnicity in Service Planning Area 5 (West LA), Flu Outreach Campaign.*

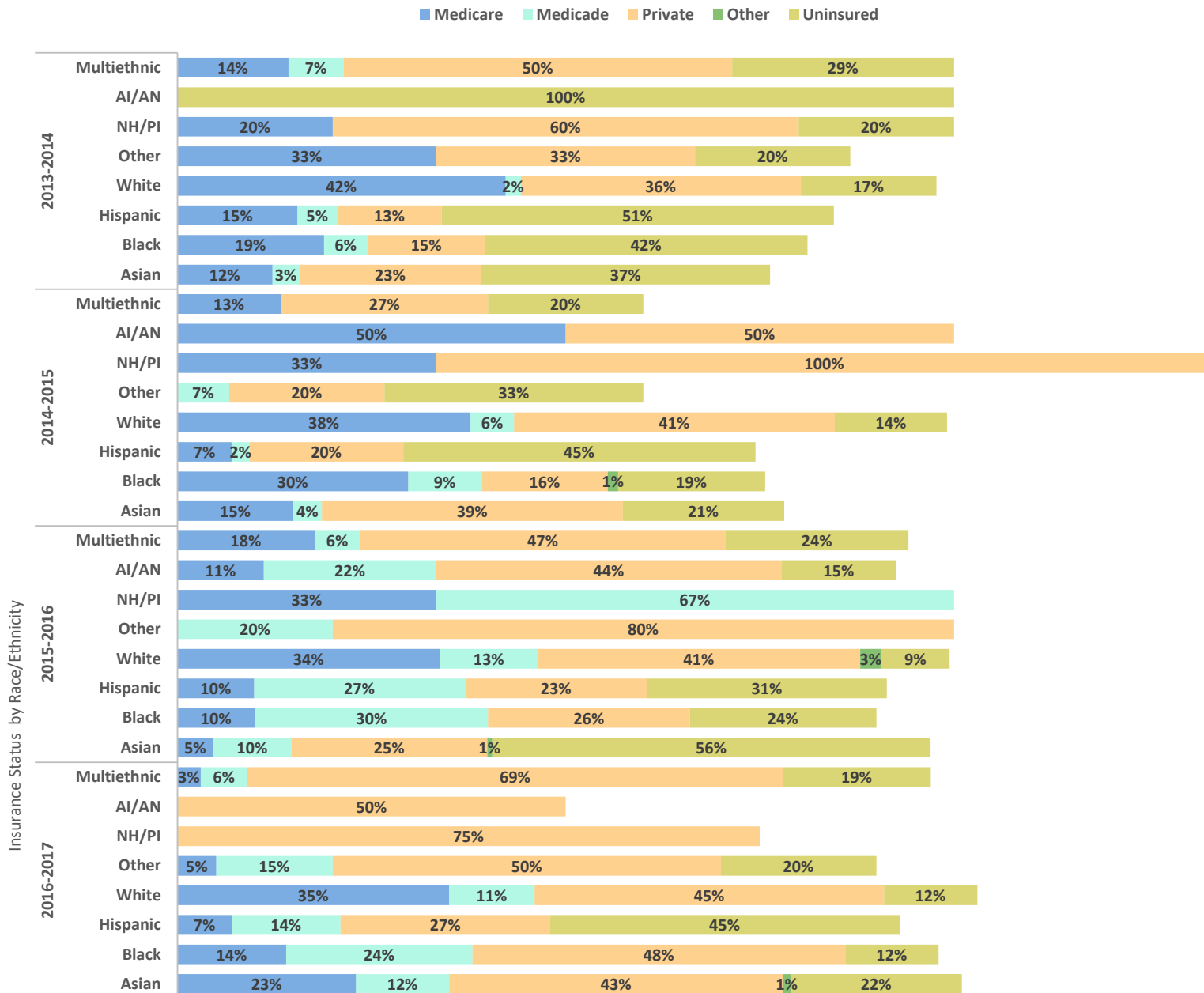
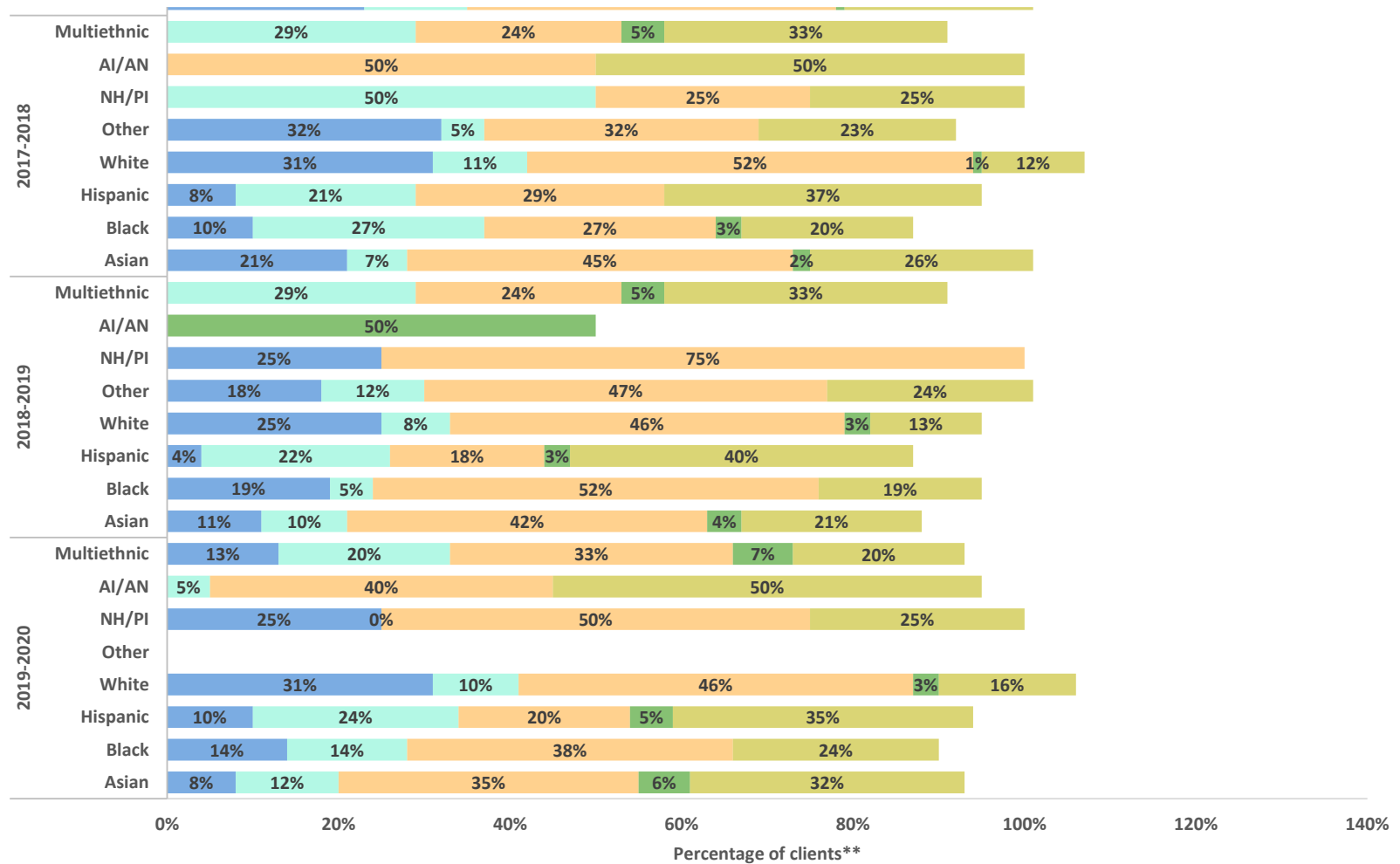


Figure 52 (continued). Insurance status of clients vaccinated at Flu Outreach clinics, 2013-2014, 2014-2015, 2015-2016, 2016-2017, 2017-2018, 2018-2019, and 2019-2020 by race/ethnicity in Service Planning Area 5 (West LA), Flu Outreach Campaign.*



*Covered California began on January 1, 2014.

**Percentages may not sum up to 100% due to rounding, multiple responses and missing values.

Note: AI/AN = American Indian/Alaskan Native, NH/PI = Native Hawaiian/Pacific Islander.

Figure 53. Insurance status of clients vaccinated at Flu Outreach clinics, 2013-2014, 2014-2015, 2015-2016, 2016-2017, 2017-2018, 2018-2019, and 2019-2020 by race/ethnicity in Service Planning Area 6 (South LA), Flu Outreach Campaign.*

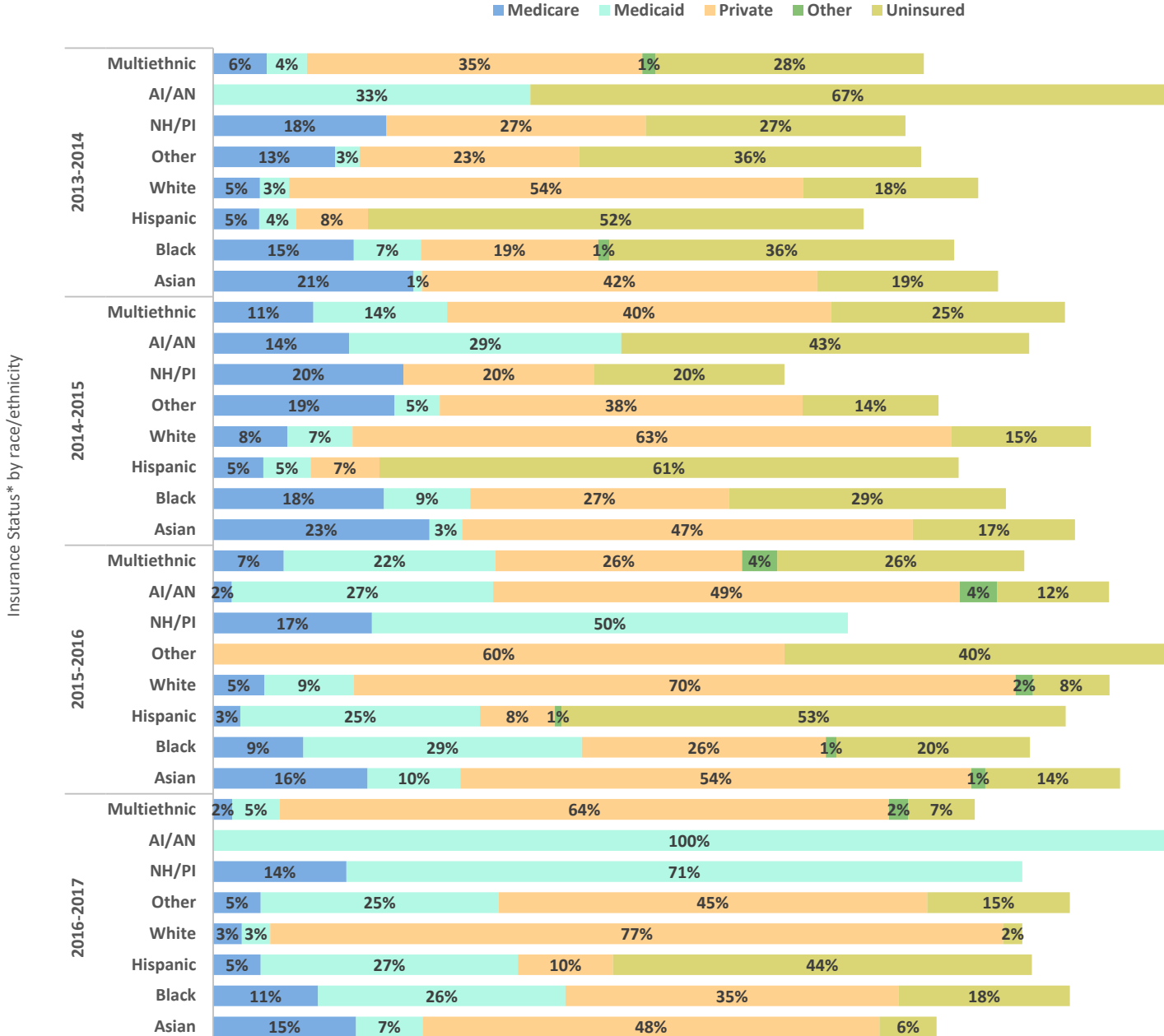
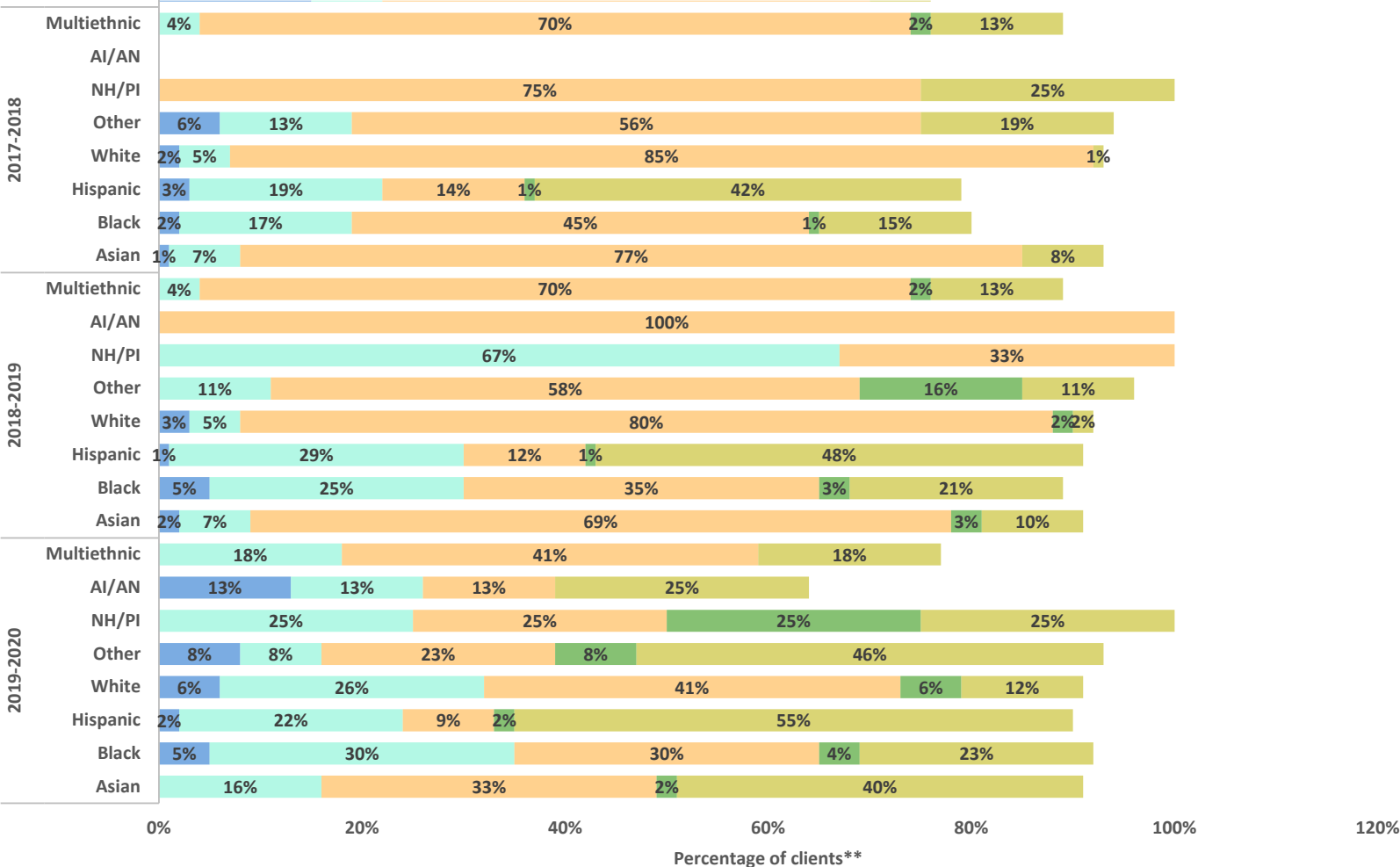


Figure 53 (continued). Insurance status of clients vaccinated at Flu Outreach clinics, 2013-2014, 2014-2015, 2015-2016, 2016-2017, 2017-2018, 2018-2019, and 2019-2020 by race/ethnicity in Service Planning Area 6 (South LA), Flu Outreach Campaign.*



*Covered California began on January 1, 2014.

**Percentages may not sum up to 100% due to rounding, multiple responses and missing values.

Note: AI/AN = American Indian/Alaskan Native, NH/PI = Native Hawaiian/Pacific Islander.

Figure 54. Insurance status of clients vaccinated at Flu Outreach clinics, 2013-2014, 2014-2015, 2015-2016, 2016-2017, 2017-2018, 2018-2019, and 2019-2020 by race/ethnicity in Service Planning Area 7 (East LA), Flu Outreach Campaign.*

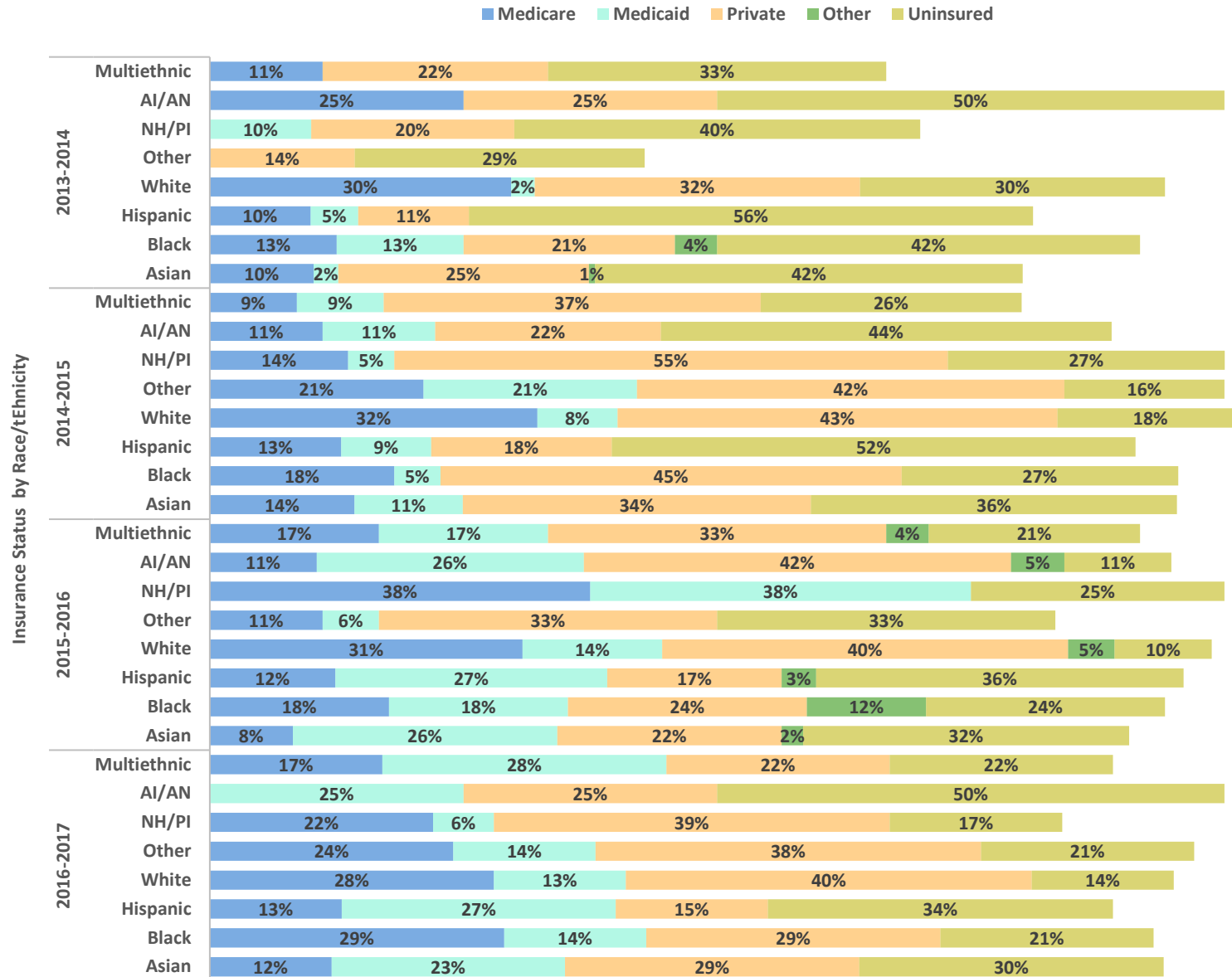
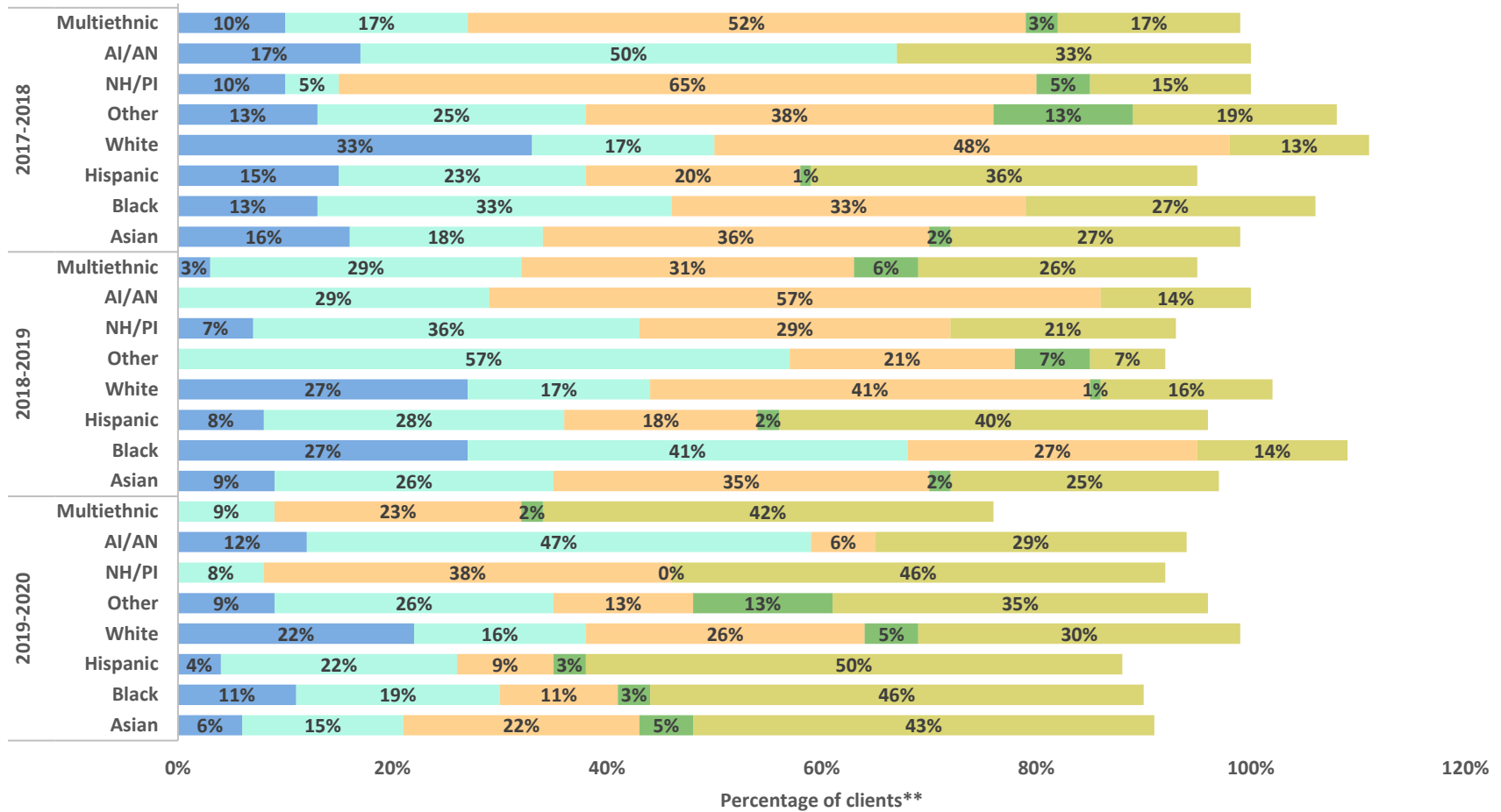


Figure 54 (continued). Insurance status of clients vaccinated at Flu Outreach clinics, 2013-2014, 2014-2015, 2015-2016, 2016-2017, 2017-2018, 2018-2019, and 2019-2020 by race/ethnicity in Service Planning Area 7 (East LA), Flu Outreach Campaign.*



*Covered California began on January 1, 2014.

**Percentages may not sum up to 100% due to rounding, multiple responses and missing values.

Note: AI/AN = American Indian/Alaskan Native, NH/PI = Native Hawaiian/Pacific Islander.

Figure 55. Insurance status of clients vaccinated at Flu Outreach clinics, 2013-2014, 2014-2015, 2015-2016, 2016-2017, 2017-2018, 2018-2019, and 2019-2020 by race/ethnicity in Service Planning Area 8 (South Bay), Flu Outreach Campaign.*

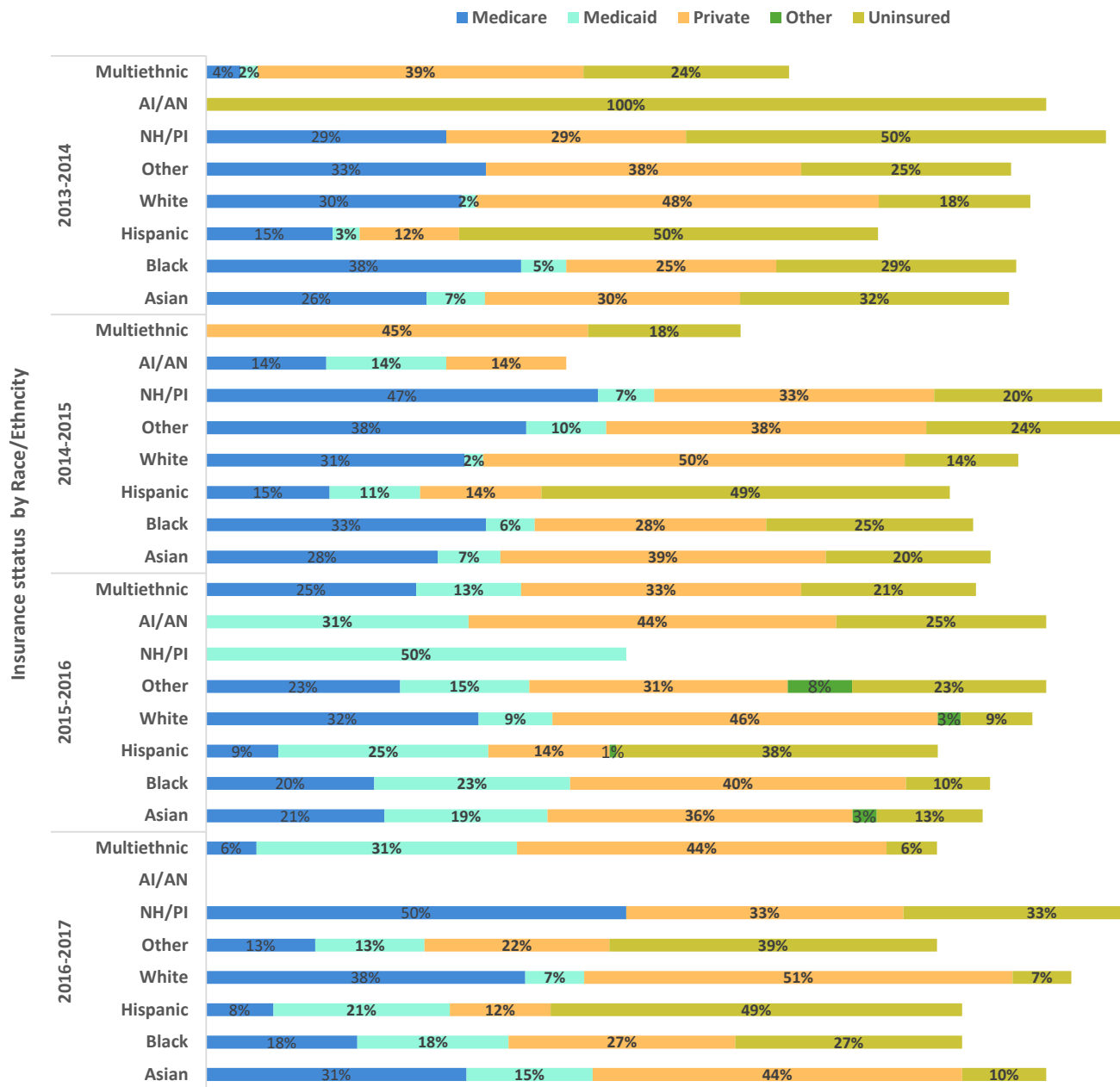
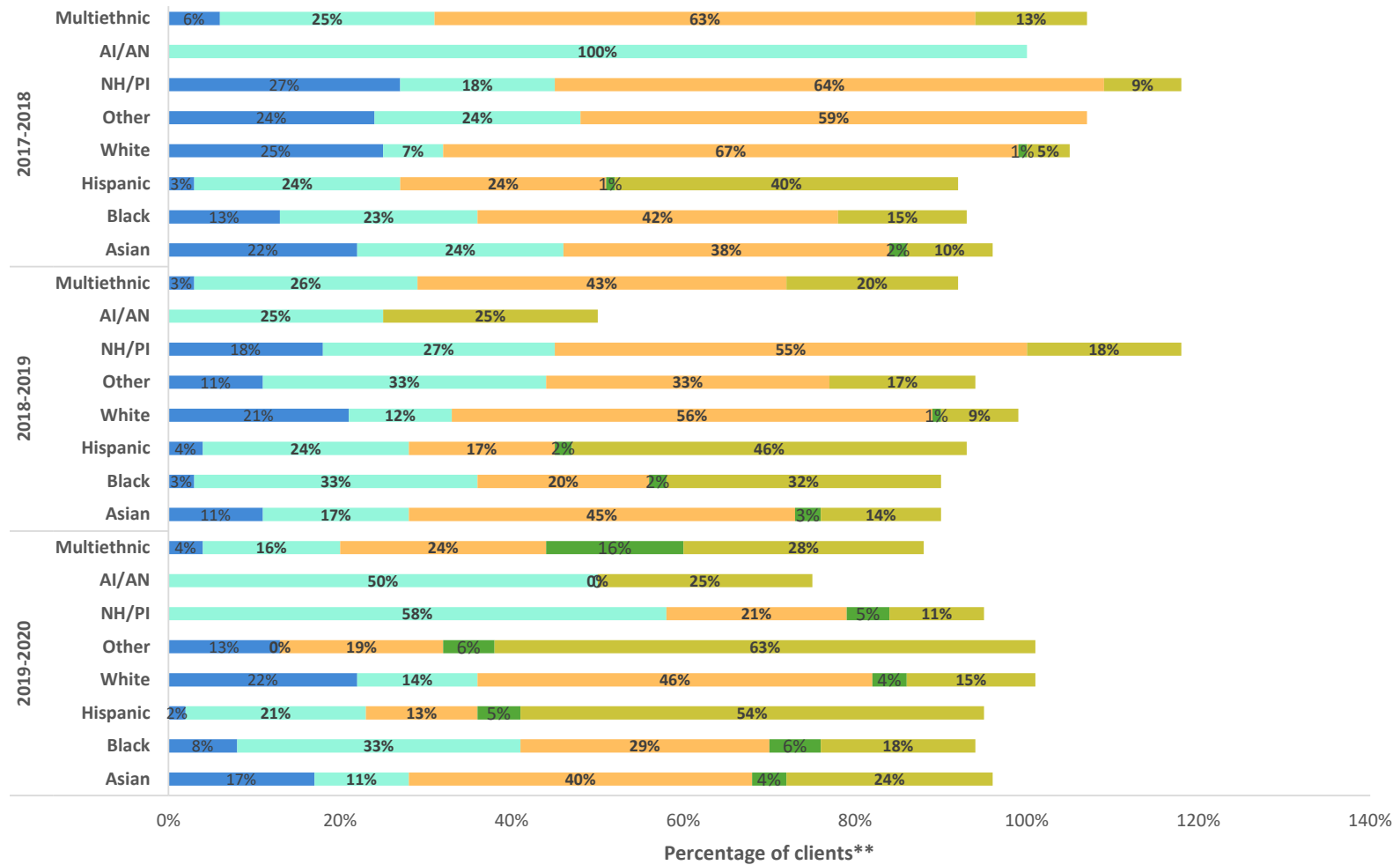


Figure 55 (continued). Insurance status of clients vaccinated at Flu Outreach clinics, 2013-2014, 2014-2015, 2015-2016, 2016-2017, 2017-2018, 2018-2019, and 2019-2020 by race/ethnicity in Service Planning Area 8 (South Bay), Flu Outreach Campaign.*



*Covered California began on January 1, 2014.

**Percentages may not sum up to 100% due to rounding, multiple responses and missing values.

Note: AI/AN = American Indian/Alaskan Native, NH/PI = Native Hawaiian/Pacific Islander.



Flu Vaccination Consent Form 2019 - 2020



Last Name												First Name												MI		
[Grid]												[Grid]												[Grid]		
Home Address (House Number and Street Name)																		Apt Number								
[Grid]																		[Grid]								
City												Zip Code						Gender								
[Grid]												[Grid]						<input type="radio"/> Male <input type="radio"/> Female								
Patient's Mother's First Name Only												Patient's Date of Birth						<small>(example 05/22/1982)</small>								
[Grid]												[Grid] / [Grid] / [Grid]														
Area Code				Phone Number				Patient's Age						Infant (Months)												
[Grid]				[Grid]				[Grid]						[Grid]												
Race/Ethnicity (Choose One)																										
<input type="radio"/> Asian <input type="radio"/> Black/African American <input type="radio"/> Hispanic/Latino <input type="radio"/> White <input type="radio"/> Native Hawaiian/Pacific Islander <input type="radio"/> American Indian/Alaskan Native <input type="radio"/> Multi-Race <input type="radio"/> Other																										
What type of health insurance do you have? (Check all that apply)																										
<input type="radio"/> None <input type="radio"/> Private (ex. Anthem Blue Cross, Kaiser Permanente) <input type="radio"/> Medi-Cal/Medicaid <input type="radio"/> Medicare <input type="radio"/> I don't know <input type="radio"/> Other insurance: _____																										
1. Do you have a fever or are you sick today? <input type="radio"/> Yes <input type="radio"/> No																										
2. Are you pregnant or do you think you may be pregnant? <input type="radio"/> Yes <input type="radio"/> No																										
3. Have you had a serious reaction to flu vaccine requiring medical help? <input type="radio"/> Yes <input type="radio"/> No																										
I CONSENT TO THE VACCINATION PROVIDED												If under 18 years of age, PRINT name of parent or legal guardian														
STOP - DO NOT WRITE BELOW THIS LINE												SCREENER INITIALS														
4. Do you have a severe allergy to eggs? <input type="radio"/> Yes <input type="radio"/> No												[If YES, See Allergy Guidelines]														
5. Do you have an allergy to thimerosal? <input type="radio"/> Yes <input type="radio"/> No																										
6. Do you have any of the following conditions? <input type="radio"/> Yes <input type="radio"/> No												[If YES, IIV indicated]														
Heart, Lung, Kidney or Liver Disease; Asthma; Cancer; Metabolic disease (i.e. diabetes); Blood Disorders (i.e. leukemia, lymphoma, sickle cell disease); Immune System Disorder (i.e. HIV/AIDS, steroid therapy)																										
7. Have you ever had Guillain-Barré Syndrome (GBS)? <input type="radio"/> Yes <input type="radio"/> No																										
Manufacturer and Lot Number												Flu Vaccine VIS (IIV) 08/15/2019														
INACTIVATED (Flu Shot - IIV)																										
Manufacturer <input type="radio"/> GSK												Dose <input type="radio"/> 1 <input type="radio"/> 2														
Lot # [Grid]												Dosage <input type="radio"/> 0.50mL														
												Site <input type="radio"/> LD <input type="radio"/> RD <input type="radio"/> LT <input type="radio"/> RT														
Date Administered (MM/DD/YYYY)												<small>(example 10/20/2019)</small>						PLEASE PRINT CLEARLY								
[Grid]												[Grid]						Admin Initials: [Grid]								
Language Interpreter Signature:												Nurse Instructor Signature:														
English																										



Flu Vaccination Consent Form 2019 - 2020



Apellido [Grid for last name]	Primer Nombre [Grid for first name]	Inicial [Grid for initial]
---	---	--------------------------------------

Domicilio de Casa (número de casa y nombre de calle) [Grid for address]	Número de apartamento [Grid for apartment number]
---	---

Ciudad [Grid for city]	Código postal [Grid for zip code]	Género <input type="radio"/> Masculino <input type="radio"/> Femenino
----------------------------------	---	--

Solamente el primer nombre de la mama del paciente [Grid for mother's name]	Fecha de nacimiento del paciente (ejemplo 05/22/1982) [Grid for birth date]
Número de teléfono [Grid for phone number]	Edad del paciente [Grid for age] Bebé (meses) [Grid for months]

Raza/Origen étnico (elige uno): Asiático Negro / Afroamericano Hispano / Latino Blanco
 Nativo de Hawái / Isleño del Pacífico Indio Americano / Nativo de Alaska Multiracial Otro

¿Qué tipo de seguro de salud tiene usted? Ninguno Privado (ej. Anthem Blue Cross, Kaiser Permanente)
 Medi-Cal/Medicaid Medicare No sé Otro seguro: _____

1. ¿Tiene fiebre o está enfermo hoy? Si No
2. ¿Está embarazada o piensa que puede estar embarazada? Si No
3. ¿Ha tenido una reacción grave a la vacuna contra la gripe que requiere ayuda médica? Si No

DOY MI CONSENTIMIENTO PARA LA VACUNA.	Si es menor de 18 años de edad, escriba el nombre del padre o del guardián legal en letra de molde.
Firma	

PARA - NO ESCRIBE DEBAJO DE ESTA LIÑA **SCREENER INITIALS** [Grid]

4. Do you have a severe allergy to eggs? [If YES, See Allergy Guidelines] Yes No
5. Do you have an allergy to thimerosal? Yes No
6. Do you have any of the following conditions? [If YES, IIV indicated] Yes No
(Heart, Lung, Kidney or Liver Disease; Asthma; Cancer; Metabolic disease (i.e. diabetes); Blood Disorders (i.e. leukemia, lymphoma, sickle cell disease) Immune System Disorder (i.e. HIV/AIDS, steroid therapy)
7. Have you ever had Guillain-Barré Syndrome (GBS)? Yes No

Manufacturer and Lot Number **Flu Vaccine VIS (IIV) 08/15/2019**

INACTIVATED (Flu Shot - IIV)

Manufacturer <input type="radio"/> GSK Lot # [Grid]	Dose <input type="radio"/> 1 <input type="radio"/> 2	Dosage <input type="radio"/> 0.50mL	Site <input type="radio"/> LD <input type="radio"/> RD <input type="radio"/> LT <input type="radio"/> RT
--	--	-------------------------------------	---

Date Administered (MM/DD/YYYY) (example 10/20/2019) [Grid]	PLEASE PRINT CLEARLY Admin Initials: [Grid]
---	--

Language Interpreter Signature:	Nurse Instructor Signature:
---------------------------------	-----------------------------

Spanish



2019 - 2020 年流感疫苗接种同意书(Flu Vaccination Consent Form)



姓										名										中间名首字母	
<input type="text"/>										<input type="text"/>										<input type="text"/>	
家庭住址 (号码和街道名)															公寓(房间)号码						
<input type="text"/>															<input type="text"/>						
城市										邮政编码					性别						
<input type="text"/>										<input type="text"/>					<input type="radio"/> 男 <input type="radio"/> 女						
只填写病人母亲的名字										病人出生日期 (年/月/日) (例如1982年5月22日)											
<input type="text"/>										<input type="text"/> / <input type="text"/> / <input type="text"/>											
地区号			电话号码			病人年龄 (岁)					婴儿 (月)										
<input type="text"/>			<input type="text"/>			<input type="text"/>					<input type="text"/>										
族裔 / 种族 (选择其中之一)										<input type="radio"/> 亚洲人 <input type="radio"/> 黑人 / 非洲裔美国人 <input type="radio"/> 西班牙裔/拉丁裔 <input type="radio"/> 白人 <input type="radio"/> 夏威夷原住民/太平洋岛屿人 <input type="radio"/> 美国印第安人/阿拉斯加原住民 <input type="radio"/> 多种族 <input type="radio"/> 其他											
您有什么类型的医疗保险?(可选择多项)																					
<input type="radio"/> 没有医疗保险 <input type="radio"/> 私人公司的医疗保险 (例如: Anthem 蓝十字, Kaiser Permanente) <input type="radio"/> 白卡(Medi-Cal/Medicaid) <input type="radio"/> 红蓝卡 (Medicare) <input type="radio"/> 我不知道 <input type="radio"/> 其他保险																					
1. 您今天是否发烧或生病了? <input type="radio"/> 是 <input type="radio"/> 否																					
2. 您是否怀孕了或认为可能怀孕了? <input type="radio"/> 是 <input type="radio"/> 否																					
3. 您是否对流感疫苗有严重的过敏反应而需要药物来控制? <input type="radio"/> 是 <input type="radio"/> 否																					
我同意接种所提供的疫苗 (签名)										十八岁以下须整齐填写父母或监护人的姓名											
<input type="text"/>										<input type="text"/>											
请勿填写 (以下内容由医务人员填写)										SCREENER INITIALS					<input type="text"/>						
4. Do you have a severe allergy to eggs? [If YES, See Allergy Guidelines]										<input type="radio"/> Yes <input type="radio"/> No											
5. Do you have an allergy to thimerosal?										<input type="radio"/> Yes <input type="radio"/> No											
6. Do you have any of the following conditions? [If YES, IIV indicated] (Heart, Lung, Kidney or Liver Disease; Asthma; Cancer; Metabolic disease (i.e. diabetes); Blood Disorders (i.e. leukemia, lymphoma, sickle cell disease) Immune System Disorder (i.e. HIV/AIDS, steroid therapy)										<input type="radio"/> Yes <input type="radio"/> No											
7. Have you ever had Guillain-Barré Syndrome (GBS)?										<input type="radio"/> Yes <input type="radio"/> No											
Manufacturer and Lot Number										Flu Vaccine VIS (IIV) 08/15/2019											
INACTIVATED (Flu Shot - IIV)																					
Manufacturer <input type="radio"/> GSK					Dose <input type="radio"/> 1 <input type="radio"/> 2					Dosage <input type="radio"/> 0.50mL					Site <input type="radio"/> LD <input type="radio"/> RD						
Lot # <input type="text"/>															<input type="radio"/> LT <input type="radio"/> RT						
Date Administered (MM/DD/YYYY) (example 10/20/2019)										PLEASE PRINT CLEARLY											
<input type="text"/>										Admin Initials:					<input type="text"/>						
Language Interpreter Signature:										Nurse Instructor Signature:											
<input type="text"/>										<input type="text"/>											
Chinese																					



Flu Vaccination Consent Form 2019 - 2020



성	이름	중간이름	
<input type="text"/>	<input type="text"/>	<input type="text"/>	<input type="text"/>
집 주소 (집 번호와 거리 이름)		아파트 번호	
<input type="text"/>		<input type="text"/>	
도시	우편번호	성별	
<input type="text"/>	<input type="text"/>	<input type="radio"/> 남성 <input type="radio"/> 여성	
본인 어머니 이름을 써주십시오 (성은 쓰지 마십시오)		환자의 생년월일 (예: 월/일/생년)	
<input type="text"/>		<input type="text"/> / <input type="text"/> / <input type="text"/>	
지역번호	전화번호	환자 나이	유아 (몇개월)
<input type="text"/>	<input type="text"/>	<input type="text"/>	<input type="text"/>
인종 / 민족 (하나만 선택하세요)			
<input type="radio"/> 아시아인 <input type="radio"/> 흑인/아프리카인 <input type="radio"/> 히스패닉/중남미인 <input type="radio"/> 백인 <input type="radio"/> 하와이 원주민/ 태평양 군도 원주민 <input type="radio"/> 아메리칸 인디언 / 알래스카 원주민 <input type="radio"/> 다인종 <input type="radio"/> 다른 인종			
당신은 어떤 종류의 건강보험을 갖고있습니까? (해당하는 항목을 모두 표시하십시오)			<input type="radio"/> 없음
<input type="radio"/> 개인보험 (예: 엔텀 블루 크로스, 카이저 보험) <input type="radio"/> 메디칼 / 메디 케이드 <input type="radio"/> 메디케어 <input type="radio"/> 모르겠음 <input type="radio"/> '다른 보험: _____			
1. 오늘 열이 있거나 아프십니까?		<input type="radio"/> 예	<input type="radio"/> 아니오
2. 임신 중이거나 혹은 임신일 거라고 생각하십니까?		<input type="radio"/> 예	<input type="radio"/> 아니오
3. 독감 백신에 대해서 의료 도움을 요구되는 심각한 반응을 보인 적이 있습니까?		<input type="radio"/> 예	<input type="radio"/> 아니오
본인은 오늘 제공되는 예방접종을 동의합니다		18세 이하인 경우, 부모 혹은 법적 보호자의 이름을 정자로 쓰십시오	
멈춤 - 아래 부분은 작성하지 마십시오		SCREENER INITIALS	
4. Do you have a severe allergy to eggs? [If YES, See Allergy Guidelines]		<input type="radio"/> Yes	<input type="radio"/> No
5. Do you have an allergy to thimerosal?		<input type="radio"/> Yes	<input type="radio"/> No
6. Do you have any of the following conditions? [If YES, IIV indicated] (Heart, Lung, Kidney or Liver Disease; Asthma; Cancer; Metabolic disease (i.e. diabetes); Blood Disorders (i.e. leukemia, lymphoma, sickle cell disease) Immune System Disorder (i.e. HIV/AIDS, steroid therapy)		<input type="radio"/> Yes	<input type="radio"/> No
7. Have you ever had Guillain-Barré Syndrome (GBS)?		<input type="radio"/> Yes	<input type="radio"/> No
Manufacturer and Lot Number		Flu Vaccine VIS (IIV) 08/15/2019	
INACTIVATED (Flu Shot - IIV)			
Manufacturer <input type="radio"/> GSK	Dose <input type="radio"/> 1 <input type="radio"/> 2	Dosage <input type="radio"/> 0.50mL	Site <input type="radio"/> LD <input type="radio"/> RD <input type="radio"/> LT <input type="radio"/> RT
Lot # <input type="text"/>			
Date Administered (MM/DD/YYYY) (example 10/20/2019)		PLEASE PRINT CLEARLY	
<input type="text"/> / <input type="text"/> / <input type="text"/>		Admin Initials: <input type="text"/>	
Language Interpreter Signature:		Nurse Instructor Signature:	
<input type="text"/>		<input type="text"/>	
Korean			

County of Los Angeles - Department of Public Health
Community Services Annual Flu Campaign

A2

Date Emailed: 9/18/2018

TO: Angela Austin, RN, MSN/MPH

FROM: Public Health Center & SPA Santa Clarita Health Office SPA 1

Flu Coordinator's Name, Title, and direct Telephone Number Shiarron Baker, EP-PHN 661-287-7046

SUBJECT: 2018-2019 SEASONAL INFLUENZA OUTREACH CLINIC SCHEDULE

Beginning In-House Flu Clinic Date: 10/16/2018

Name of District: AV, San Fernando, Glendale, and West Valley

SPA #: 1

DIRECTIONS: Please use a separate line/row to add clinic sessions for the same date and site.

Please do not print out spreadsheet and complete by hand. All information must be entered in this spreadsheet.

Date of Clinic Session	TIME of Clinic Session				Venue Type	Target Population	Clinic Session Name	Address of Clinic Session				Vaccine Doses		# Survey Translations			
	Date (MM/DD/YYYY)	Start Time (##:##)	Start Time AM or PM	End Time (##:##)				End Time AM or PM	Outreach, School, Shelter etc	Children, Seniors, Homeless, or Immune Compromised Adults	Site Name	Street Address (DO NOT use any periods)	City	Zip Code	Supervisorial District	Number of doses administered in the 2017-2018 season	Number of doses requested this season
10/24/2018	10:30	AM	5:30	PM	Outreach	Children	HIS Senior Center	SAMPLE 333333 S Main Blvd	Los Angeles	90010	4	325	325	60	40	0	0

2019-2020 Flu Vaccination Fax/Email Log for Service Planning Areas 1-8 (8/22/19)
 (2019-2020 Influenza Campaign Data Entry Completion Logs sent to the attention of Leila Family)
 [(new*) = site not on original outreach list]

Clinic Session Date	Site Name	Venue	Target Population	Address	City	ZIP	Fax/Email Receipt Date	Name of Person Faxing Log	Sup Dist	Health Center	Site Number	SPA	Person Making Drop off	No. of Flu Vaccinations (cover sheet)	No. of Hep A Vaccinations	No. of Forms Received by Data Entry Tech	No. of Forms Entered by Data Entry Tech	Data Entry Tech Assigned	Data Entry Completion Date
10/12/2019	Saddleridge Fire (Northridge Rec Center)	Community Center	All	18300 Lemarsh St	Northridge	91324	10/12/2019	Victoria Victoria	5	PA	222	2	Alvart Markarian	6	N/A	6	6	Imelda Castro	12/6/2019
10/12/2019	Saddleridge Fire (Sylmar Rec Center)	Community Center	All	13109 Borden Ave	Sylmar	91342	10/12/2019	Victoria Victoria	3	PA	223	2	Alvart Markarian	13	N/A	13	13	Caleb Portales	12/6/2019
10/13/2019	Oriental Mission Church	Church	All	424 N. Western Ave.	Los Angeles	90004	10/13/2019	Heidi Lee	1	CE	401	4	Heidi Lee	260	39	260	260	Bonnie Dao	12/18/2019
10/15/2019	Exposition Park Library	Library	Homeless, Immune Compromised Adults	3900 S. Western Ave	Los Angeles	90062	10/15/2019	Laura Gazdiak	2	MLK	601	6	Helen Obih	15	N/A	15	15	Jessica Chen	12/4/2019
10/16/2019	Alexander Hughes Center	Community Center	Seniors	1700 Danbury Rd	Claremont	91711	10/16/2019	Ramona Lucas	1	PO	301	3	Elyse Rasmussen	207	N/A	207	207	Edgar Elvira	1/6/2020
10/16/2019	Arroyo Vista	Other	All	6000 N. Figueroa St	Los Angeles	90042	10/16/2019	Yi-Tsung Chien	1	CE	402	4	Yi-Tsung Chien	123	N/A	123	123	Michelle Chan	12/17/2019
10/16/2019	United Methodist Church	Church	All	1008 11th St	Santa Monica	90403	10/16/2019	Helen Obih	3	SM	501	5	Helen Obih	95	N/A	95	95	Jason Bostrom	1/10/2020
10/16/2019	Barbara J Riley Community and Senior Center	Senior Center	Seniors	7810 Quill Dr	Downey	90242	10/16/2019	Rodel Rutaquio	4	WH	701	7	Rodel Rutaquio	19	N/A	19	19	Grace Kim	12/17/2019
10/16/2019	East Los Angeles Library (The Source)	Library	Homeless	4837 E 3rd St	Los Angeles	90022	10/16/2019	Martha Chehadi	1	WH	702	7	Rodel Rutaquio	9	N/A	9	9	Bryant Dao	12/19/2019
10/17/2019	West San Fernando Valley Homeless Connect Day (Prince of Peace Church)	Church	Homeless	5700 Rudnick Ave	Woodland Hills	91367	10/17/2019	Sylvia Salas	3	PA	201	2	Alvart Markarian	21	N/A	21	21	Imelda Castro	12/9/2019
10/17/2019	Korean American Federation	Community Center	Children, Seniors, Immune Compromised Adults	981 S Western Ave	Los Angeles	90006	10/17/2019	Fariba Yengejeh	2	HW	403	4	Heidi Lee	115	N/A	115	115	Caleb Portales	1/2/2020
10/17/2019	Chinatown Senior Center	Senior Center	Seniors	600 N. Broadway	Los Angeles	90012	10/17/2019	Melany Manalo	1	CE	404	4	Samuel Tan	45	N/A	44	44	Bonnie Dao	12/19/2019
10/17/2019	Gus Velasco Neighborhood Center	Senior Center	Seniors	9255 Pioneer Blvd	Santa Fe Springs	90670	10/17/2019	Rodel Rutaquio	4	WH	703	7	Rodel Rutaquio	79	N/A	79	79	Jessica Chen	12/18/2019
10/18/2019	La Crescenta Library	Library	All	2809 Foothill Blvd.	La Crescenta	91214	10/21/2019	Jamie Wolfe	5	PA	202	2	Alvart Markarian	262	N/A	262	262	Edgar Elvira	1/9/2020
10/18/2019	LAC/USC Showering Project*	Outreach	Homeless	2032 Marengo St.	Los Angeles	90033	10/18/2019	Sharon Cacayan	1	CE	429	4	Samuel Tan	22	2	22	22	Jason Bostrom	12/30/2019
10/18/2019	Whittier Liberty Plaza*	Outreach	Homeless	14181 Telegraph Rd.	Whittier	90604	10/18/2019	Brenda Quintero	4	WH	723	7	Rodel Rutaquio	6	N/A	6	6	Michelle Chan	12/19/2019
10/19/2019	Nury Martinez Van Nuys Health Fair	Health Fair	All	14702 Sylvan St.	Van Nuys	91411	10/25/2019	Raquel Antonio	3	PA	203	2	Alvart Markarian	88	N/A	88	88	Grace Kim	12/18/2019
10/19/2019	Community Meeting and Resource Fair*	Other	All	700 W. Main St.	Alhambra	91801	10/22/2019	Cam Nguyen	1	MO	315	3	Evelyn Gonzalez	28	N/A	28	28	Bonnie Dao	12/19/2019
10/19/2019	West Hollywood Library	Library	All	625 N San Vicente Blvd	West Hollywood	90069	10/19/2019	Michele Williams	3	HW	405	4	Michele Williams	209	N/A	209	209	Bryant Dao	12/26/2019
10/19/2019	Malibu Library	Library	All	23519 W. Civic Center Way	Malibu CA	90265	10/19/2019	Helen Obih	3	SM	502	5	Helen Obih	116	5	116	116	Imelda Castro	12/5/2019
10/19/2019	Taste of Soul	Other	All	3900 S. Crenshaw Blvd	Los Angeles	90018	10/21/2019	Shamika Ossey	2	MLK	602	6	Helen Obih	92	N/A	92	92	Caleb Portales	1/16/2020
10/19/2019	Veterans Park*	Health Fair	All	6662 Loveland St.	Bell Gardens	90201	10/19/2019	Brenda Quintero	1	WH	724	7	Rodel Rutaquio	20	N/A	20	20	Jessica Chen	12/11/2019
10/20/2019	First Chinese Baptist Church	Church	All	1555 Fairway Dr	Walnut	91789	10/20/2019	Kelly Ivie	1	PO	302	3	Evelyn Gonzalez	143	N/A	143	143	Edgar Elvira	1/13/2020
10/20/2019	St. Gregory Nazianzen	Church	Children, Seniors, Immune Compromised Adults	922 S Bronson Ave	Los Angeles	90019	10/22/2019	Michele Williams	2	HW	406	4	Michele Williams	177	N/A	177	177	Michelle Chan	1/3/2020
10/20/2019	Glory Church	Church	All	1801 S. Grand Ave.	Los Angeles	90015	10/20/2019	Sue Kim	1	CE	407	4	Sue Kim	401	N/A	399	399	Jason Bostrom	1/20/2020
10/20/2019	Holy Family Catholic Church	Church	All	18626 Clarkdale Ave	Artesia	90701	10/20/2019	Margilane Hernandez	4	WH	704	7	Rodel Rutaquio	135	N/A	135	135	Grace Kim	12/19/2019
10/21/2019	Lancaster Library	Library	Homeless, Immune Compromised Adults	601 W. Lancaster Blvd.	Lancaster	93534	10/21/2019	Maria Estrada	5	AV	101	1	Jeannette Garcia	19	N/A	19	19	Monica Huynh Tong	1/3/2020
10/21/2019	Esther Snyder Community Center	Community Center	Children, Seniors, Immune Compromised Adults	4100 Baldwin Park Blvd	Baldwin Park	91706	10/21/2019	Pia Magante	1	MO	303	3	Evelyn Gonzalez	102	N/A	102	102	Imelda Castro	12/9/2019
10/21/2019	Downtown Women's Center	Community Center	Homeless, Immune Compromised Adults	442 S. San Pedro	Los Angeles	90013	10/21/2019	LaVenia Johnson	1	CE	408	4	LaVenia Johnson	18	1	18	18	Caleb Portales	1/9/2020
10/21/2019	Norwalk Library	Library	Homeless	12350 Imperial Hwy	Norwalk	90650	10/21/2019	Martha Chehadi	4	WH	705	7	Rodel Rutaquio	6	3	6	6	Bonnie Dao	12/19/2019
10/21/2019	Carson Community Center	Community Center	Seniors, Homeless, Immune Compromised Adults	801 E Carson St	Carson	90745	10/21/2019	Amaka Chukwuma	2	CT/TO	801	8	Roberto Luna	34	N/A	34	34	Jessica Chen	12/18/2019
10/22/2019	Pacoima Library	Library	All	13605 Van Nuys Blvd.	Pacoima	91331	10/23/2019	Shameeka Correia-Fill	3	PA	204	2	Alvart Markarian	28	N/A	28	28	Edgar Elvira	1/14/2020
10/22/2019	James M. Wood Community Center	Community Center	Homeless, Immune Compromised Adults	400 E. 5th St.	Los Angeles	90013	10/22/2019	Proscovia Lubwuma	1	CE	409	4	Proscovia Lubwuma	36	9	36	36	Michelle Chan	1/2/2020
10/22/2019	Los Angeles Mission	Homeless Shelter	Homeless	303 E. 5th St.	Los Angeles	90013	10/22/2019	Elena Anino-Vlado	1	CE	426	4	Elena Anino-Vlado	19	8	19	19	Monica Huynh Tong	1/3/2020
10/22/2019	Safe Place for Youth	Homeless Shelter	Homeless	2469 S. Lincoln Blvd	Venice CA	90291	10/22/2019	Helen Obih	2	SM	503	5	Helen Obih	10	4	10	10	Jason Bostrom	12/30/2019
10/22/2019	Weingart Senior Center	Senior Center	Seniors	5220 Oliva Ave	Lakewood	90712	10/24/2019	MiHae Fishman	4	WH	706	7	Rodel Rutaquio	101	N/A	101	101	Grace Kim	12/23/2019

2019-2020 Flu Vaccination Fax/Email Log for Service Planning Areas 1-8 (8/22/19)
 (2019-2020 Influenza Campaign Data Entry Completion Logs sent to the attention of Leila Family)
 [(new*) = site not on original outreach list]

Clinic Session Date	Site Name	Venue	Target Population	Address	City	ZIP	Fax/Email Receipt Date	Name of Person Faxing Log	Sup Dist	Health Center	Site Number	SPA	Person Making Drop off	No. of Flu Vaccinations (cover sheet)	No. of Hep A Vaccinations	No. of Forms Received by Data Entry Tech	No. of Forms Entered by Data Entry Tech	Data Entry Tech Assigned	Data Entry Completion Date
10/23/2019	Alpine Elementary School	School	All	8244 E. Pearlblossom Hwy.	Littlerock	93543	10/23/2019	Rogelio Cruz	5	AV	102	1	Jeanette Garcia	110	N/A	109	109	Imelda Castro	12/6/2019
10/23/2019	North Hollywood Library (Amelia Earhart Regional)	Library	Homeless	5211 Tujunga Ave.	North Hollywood	91601	10/23/2019	Shameeka Correia-Fill	3	PA	205	2	Alvart Markarian	10	N/A	10	10	Caleb Portales	1/16/2020
10/23/2019	Val Verde Park	Community Center	All	30300 Arlington Rd	Val Verde	91384	10/23/2019	Christine Ortiz	5	PA	206	2	Alvart Markarian	65	N/A	65	65	Bonnie Dao	12/30/2019
10/23/2019	San Fernando Library	Library	All	217 N. Maclay Ave.	San Fernando	91340	10/28/2019	Jamie Wolfe	3	PA	207	2	Alvart Markarian	191	N/A	191	191	Jessica Chen	1/12/2020
10/23/2019	Covina Senior Center	Senior Center	All	815 N Barranca Ave	Covina	91722	10/23/2019	Ana Manriquez	5	PO	304	3	Evelyn Gonzalez	50	N/A	50	50	Edgar Elvira	1/14/2020
10/23/2019	Blessed Sacrament	Church	Homeless, Immune Compromised Adults	6636 Selma Ave	Los Angeles	90028	10/25/2019	Daniel Bellosillo	3	HW	410	4	Daniel Bellosillo	30	10	30	30	Michelle Chan	1/2/2020
10/23/2019	Elysian Park Connect Days*	Outreach	All	Elysian Park Dr.	Los Angeles	90012	10/23/2019	Maria Jimenez	1	CE	427	4	Maria Jimenez	2	1	2	2	Bonnie Dao	12/19/2019
10/23/2019	Pacific Palisades Women's Club	Senior Center	All	901 Haverford Ave	Pacific Palisades, CA	90272	10/23/2019	Christina Stenman	3	SM	504	5	Helen Obih	103	N/A	103	103	Jason Bostrom	1/14/2020
10/23/2019	Family Resource Center, East L.A.	Community Center	All	4801 Whittier Blvd	Los Angeles	90022	10/23/2019	Rodel Rutaquio	1	WH	707	7	Rodel Rutaquio	29	N/A	29	29	Grace Kim	12/19/2019
10/23/2019	Huntington Park Library	Library	All	6518 Miles Ave	Huntington Park	90255	10/24/2019	Karen Hendrich	1	WH	708	7	Rodel Rutaquio	77	N/A	77	77	Monica Huynh Tong	1/3/2020
10/23/2019	Dominguez Park/Aquatic Center	Outreach	Homeless, Immune Compromised Adults	21330 S Santa Fe Ave	Carson	90810	10/23/2019	Roberto Luna	2	CT/TO	802	8	Roberto Luna	32	N/A	32	32	Imelda Castro	12/6/2019
10/23/2019	Joslyn Center/Manhattan Beach	Community Center	All	1601 Valley Drive	Manhattan Beach	90266	10/23/2019	Kimberly Wong	4	CT/TO	803	8	Roberto Luna	122	N/A	122	122	Grace Kim	1/16/2020
10/24/2019	CA Department of Corrections and Rehab*	Health Fair	Homeless, Immune Compromised Adults	43645 Pioneer Ct	Lancaster	93535	10/24/2019	Maria Estrada	5	AV	113	1	Jeanette Garcia	17	6	17	17	Imelda Castro	12/10/2019
10/24/2019	Santa Clarita Canyon Country Community Center	Community Center	All	18792 Flying Tiger Dr	Santa Clarita	91387	10/24/2019	Rose Visoya	3	PA	208	2	Alvart Markarian	5	N/A	5	5	Jessica Chen	1/8/2020
10/24/2019	Canoga Park Library	Library	All	20939 Sherman Way	Canoga Park	91303	10/24/2019	Shameeka Correia-Fill	3	PA	209	2	Alvart Markarian	14	N/A	14	14	Edgar Elvira	1/15/2020
10/24/2019	Whittier Narrows*	Outreach	Homeless	1201 Loma Ave.	South El Monte	91733	10/24/2019	Reeza Epino	1	MO	319	3	Debra Parada	5	N/A	5	5	Bonnie Dao	12/30/2019
10/24/2019	Will and Ariel Durant Library	Library	Homeless	7140 W Sunset Blvd	Los Angeles	90046	10/25/2019	Daniel Bellosillo	3	HW	411	4	Daniel Bellosillo	13	3	13	13	Michelle Chan	1/3/2020
10/24/2019	Midnight Mission	Homeless Shelter	Homeless, Immune Compromised Adults	601 S. San Pedro	Los Angeles	90014	10/24/2019	Samuel Tan	1	CE	412	4	Samuel Tan	19	13	19	19	Jason Bostrom	12/30/2019
10/24/2019	Westchester Municipal Building*	Outreach	Homeless	7166 W Manchester Ave	Los Angeles	90045	10/24/2019	Jane Geluz	2	SM	507	5	Helen Obih	9	3	9	9	Caleb Portales	1/16/2020
10/24/2019	Angelo M Iacoboni Library	Library	All	4990 Clark Ave	Lakewood	90712	10/24/2019	Christine Martinez	4	WH	709	7	Rodel Rutaquio	105	N/A	105	105	Grace Kim	12/20/2019
10/24/2019	Lomita Library	Library	All	24200 Narbonne Ave	Lomita	90717	10/24/2019	G Ivy Valenzuela	4	CT/TO	804	8	Roberto Luna	120	N/A	119	119	Monica Huynh Tong	1/8/2020
10/25/2019	MacArthur Park*	Outreach	Homeless	2230 W. 6th St	Los Angeles	90057	10/25/2019	Proscovia Lubwuma	1	CE	428	4	Samuel Tan	4	9	4	4	Jessica Chen	1/12/2020
10/25/2019	Interfaith Food Center*	Other	Homeless	11810 Burke St.	Santa Fe Springs	90670	10/25/2019	Rodel Rutaquio	4	WH	725	7	Rodel Rutaquio	34	N/A	34	34	Edgar Elvira	1/15/2020
10/26/2019	Antelope Valley Resource Fair Poncitan Square	Health Fair	All	38315 9th St East	Palmdale	93550	10/26/2019	Maria Estrada	5	AV	103	1	Jeanette Garcia	71	N/A	71	71	Michelle Chan	1/7/2020
10/26/2019	Thai Health Festival (Wat Thai Temple)	Health Fair	All	8225 Coldwater Canyon Ave.	North Hollywood	91605	10/26/2019	Sandra Buenrostro	3	PA	210	2	Alvart Markarian	76	N/A	76	76	Jason Bostrom	1/14/2020
10/26/2019	West Covina Library	Library	All	1601 West Covina Pkwy	West Covina	91790	10/26/2019	Evelyn Ocampo	1	PO	305	3	Debra Prado	286	N/A	286	286	Monica Huynh Tong	1/16/2020
10/26/2019	Capitol Drugs	Health Fair	All	8578 Santa Monica Blvd	West Hollywood	90069	10/29/2019	Mary Musoke	3	HW	413	4	Lorena Andersen	24	7	24	24	Monica Huynh Tong	1/10/2020
10/26/2019	Oscar Romero Clinic	Other	All	2032 Marengo St	Los Angeles	90033	10/29/2019	Elena Anino-Vlado	1	CE	414	4	Elena Anino-Vlado	41	5	41	41	Imelda Castro	12/10/2019
10/26/2019	18th Annual Community Health Fair (New Commandment Missionary Baptist Church)	Church	All	15548 Paramount Blvd	Paramount	90723	10/28/2019	Dorothy Obera	4	MLK	603	6	Helen Obih	74	N/A	74	74	Bryant Dao	1/17/2020
10/26/2019	Charles R. Drew University of Medicine & Science*	School	All	1731 E. 120th St	Los Angeles	90059	10/28/2019	Shamika Ossey	2	MLK	622	6	Helen Obih	19	N/A	19	19	Jessica Chen	1/12/2020
10/26/2019	Clifton M. Brakensiek Library	Library	All	9945 Flower St	Bellflower	90706	10/26/2019	Anh Ly	4	WH	710	7	Rodel Rutaquio	125	N/A	125	125	Bonnie Dao	12/31/2019
10/27/2019	St Elizabeth Seton Church	Church	All	1835 Larkvane Rd	Rowland Heights	91748	10/27/2019	Evelyn Ocampo	4	PO	306	3	Debra Prado	142	N/A	142	142	Edgar Elvira	1/16/2020
10/27/2019	St. Basil Catholic Church	Church	Children, Seniors, Immune Compromised Adults	3535 W 6th St	Los Angeles	90020	10/27/2019	Terry Tenerelli	3	HW	415	4	Lorenzo Fernandez	123	N/A	123	123	Michelle Chan	1/9/2020
10/27/2019	Young Nak Church of LA	Church	All	1721 N. Broadway	Los Angeles	90031	10/27/2019	Sarah Kwon	1	CE	416	4	Sarah Kwon	483	30	491	491	Jason Bostrom	1/20/2020
10/27/2019	St Joseph Catholic Church	Church	All	11901 Acacia Ave	Hawthorne	90250	10/27/2019	Roberto Luna	2	CT/TO	811	8	Roberto Luna	135	N/A	135	135	Monica Huynh Tong	1/17/2020
10/28/2019	Torrance Recreation Center	Community Center	All	3341 Torrance Blvd	Torrance	90503	10/28/2019	Lauren Willis	4	CT/TO	805	8	Roberto Luna	76	N/A	76	76	Monica Huynh Tong	1/21/2020

2019-2020 Flu Vaccination Fax/Email Log for Service Planning Areas 1-8 (8/22/19)
 (2019-2020 Influenza Campaign Data Entry Completion Logs sent to the attention of Leila Family)
 [(new*) = site not on original outreach list]

Clinic Session Date	Site Name	Venue	Target Population	Address	City	ZIP	Fax/Email Receipt Date	Name of Person Faxing Log	Sup Dist	Health Center	Site Number	SPA	Person Making Drop off	No. of Flu Vaccinations (cover sheet)	No. of Hep A Vaccinations	No. of Forms Received by Data Entry Tech	No. of Forms Entered by Data Entry Tech	Data Entry Tech Assigned	Data Entry Completion Date
10/28/2019	Lennox Library	Library	All	4359 Lennox Blvd	Lennox	90304	10/28/2019	Chary Salinas	2	CT/TO	806	8	Roberto Luna	39	N/A	39	39	Imelda Castro	12/11/2019
10/29/2019	Santa Clarita Newhall Community Center	Community Center	Children, Seniors	22421 Market St.	Newhall	91321	10/29/2019	Grace Samson	5	PA	211	2	Alvart Markarian	114	N/A	114	114	Bryant Dao	1/17/2020
10/29/2019	Park Parthenia	Outreach	All	19100 Parthenia Street	Northridge	91324	10/29/2019	Gabriela Juarez	3	PA	212	2	Alvart Markarian	250	N/A	250	250	Bonnie Dao	1/3/2020
10/29/2019	Lario Park Outreach*	Outreach	Homeless	3089 E Huntington Dr	Irwindale	91706	10/29/2019	Patty Matthew	1	MO	316	3	Debra Parada	4	5	4	4	Jason Bostrom	1/14/2020
10/29/2019	Hollywood United Methodist Church	Church	Homeless	6817 Franklin Ave	Los Angeles	90028	10/29/2019	Terry Tenerelli	3	HW	417	4	Lorenzo Fernandez	23	5	23	23	Jessica Chen	1/12/2020
10/29/2019	Central Library	Library	All	630 W. 5th St.	Los Angeles	90071	10/30/2019	Lorena Ayala	1	CE	418	4	Lorena Ayala	46	13	46	46	Edgar Elvira	1/21/2020
10/29/2019	Harbor City Community Job Center*	Other	All	1310 N Figueroa Pl	Wilmington	90744	10/29/19	Roberto Luna	4	CT/TO	812	8	Roberto Luna	31	N/A	31	31	Michelle Chan	1/10/2020
10/30/2019	Tarzana Treatment Center	Outreach	Homeless, Immune Compromised Adults	907 W. Lancaster Blvd.	Lancaster	93534	10/31/2019	Tori Frozina	5	AV	104	1	Mariah Araiza	19	14	19	19	Monica Huynh Tong	1/21/2020
10/30/2019	Vaughn Next Century Learning	Outreach	All	11200 Herrick Avenue	Pacoima	91331	10/31/2019	Alicia El-Tobgy	3	PA	213	2	Alvart Markarian	171	N/A	171	171	Grace Kim	1/15/2020
10/30/2019	La Verne Community Center	Community Center	Seniors	3680 D St.	La Verne	91750	10/30/2019	Joylyn Jones Wint	5	PO	307	3	Evelyn Gonzalez	80	N/A	80	80	Imelda Castro	12/12/2019
10/30/2019	Union Rescue Mission*	Homeless Shelter	Homeless, Immune Compromised Adults	545 S. San Pedro St.	Los Angeles	90013	10/30/2019	Sue Kim	1	CE	430	4	Sue Kim	16	N/A	16	16	Edgar Elvira	1/16/2020
10/30/2019	Street Medicine*	Outreach	Homeless	1 Rose Ave	Venice	90291	10/30/2019	Helen Obih	3	SM	508	5	Shamika Ossey	11	13	N/A	N/A	N/A	missing
10/30/2019	La Mirada Activity Center	Community Center	All	13810 La Mirada Blvd	La Mirada	90638	10/30/2019	Sarah Mendoza	4	WH	711	7	Rodel Rutaquio	75	N/A	75	75	Bryant Dao	1/17/2020
10/30/2019	South Whittier Library	Library	All	11543 Colma Rd	Whittier	90604	10/30/2019	Virginia Martinez	4	WH	712	7	Rodel Rutaquio	62	N/A	62	62	Bonnie Dao	1/7/2020
10/30/2019	Manhattan Beach Unified	School	All	325 S Peck Ave	Manhattan Beach	90266	10/30/2019	Aurelia Hopkins	2	CT/TO	807	8	Roberto Luna	81	N/A	82	82	Jessica Chen	1/15/2020
10/31/2019	Hope for Home*	Homeless Shelter	Homeless	1400 E Mission St	Pomona	91767	10/31/2019	William Ung	1	PO	317	3	Crystal Cadavid	6	2	6	6	Michelle Chan	1/21/2020
11/1/2019	The Wellness Center	Outreach	All	1200 N. State St.	Los Angeles	90033	11/1/2019	Melanie Niedjelski	1	CE	425	4	Chris Elorde	24	4	24	24	Imelda Castro	12/19/2019
11/1/2019	LAC/USC Showering Project* (2)	Outreach	Homeless	2032 Marengo St.	Los Angeles	90033	11/1/2019	Sue Kim	1	CE	431	4	LaVenia Johnson	9	1	9	9	Caleb Portales	1/16/2020
11/1/2019	Nakaaka Community Center	Community Center	All	1670 W 162nd St	Gardena	90247	11/6/2019	Rhonda Williams	2	CT/TO	808	8	Roberto Luna	30	N/A	30	30	Grace Kim	1/17/2020
11/2/2019	Glendale Health Festival (1)	Health Fair	All	501 S. Pacific Ave.	Glendale	91208	11/2/2019	Ovsanna Dermenjyan	5	PA	214	2	Alvart Markarian	65	N/A	65	65	Imelda Castro	1/15/2020
11/2/2019	First Evangelical Church	Church	Children, Seniors, Immune Compromised Adults	3658 Walnut Grove Ave	Rosemead	91770	11/2/2019	Jie Li	1	MO	308	3	Debra Parada	264	N/A	264	264	Jessica Chen	1/18/2020
11/3/2019	St. Mary's Church	Church	All	1600 E. Ave. R-4	Palmdale	93550	11/4/2019	Martha Collins	5	AV	106	1	Mariah Araiza	104	N/A	104	104	Grace Kim	1/16/2020
11/3/2019	Glendale Health Festival (2)	Health Fair	All	501 S. Pacific Ave.	Glendale	91208	11/3/2019	Joysworth Eytayo	5	PA	215	2	Alvart Markarian	51	N/A	51	51	Michelle Chan	1/13/2020
11/3/2019	St Martha Catholic Church	Church	All	440 N. Azusa	La Puente	91744	11/3/2019	Carmen Ulloa-Huicochea	1	PO	309	3	Crystal Cadavid	104	N/A	104	104	Grace Kim	1/15/2020
11/3/2019	St. Brendan Catholic Church	Church	Children, Seniors, Immune Compromised Adults	310 S Van Ness Ave	Los Angeles	90020	11/6/2019	Anne Coppin	3	HW	419	4	Rachael Lee	230	N/A	230	230	Grace Kim	1/17/2020
11/3/2019	La Sarang Community Church	Church	All	2610 W. Olympic Blvd	Los Angeles	90006	11/4/2019	Heidi Lee	1	CE	420	4	Heidi Lee	182	N/A	183	183	Bryant Dao	1/15/2020
11/3/2019	Holy Name of Jesus Church	Church	All	1955 W. Jefferson Blvd	Los Angeles	90018	11/3/2019	Sharon Sylvers	2	MLK	608	6	Helen Obih	71	N/A	71	71	Imelda Castro	12/20/2019
11/3/2019	St. Eugene Catholic Church	Church	All	9505 Haas Ave	Los Angeles	90047	11/3/2019	Patience Nkemere	2	MLK	609	6	Helen Obih	42	2	42	42	Caleb Portales	1/16/2020
11/5/2019	Walnut Senior Center	Senior Center	All	21215 La Puente Rd	Walnut	91789	11/5/2019	Lovelyn Anyanwu	1	PO	310	3	Crystal Cadavid	198	N/A	198	198	Jessica Chen	1/18/2020
11/5/2019	Lario Park*(2)	Outreach	Homeless	3089 E Huntington Dr	Irwindale	91706	11/5/2019	Anna Lai	1	MO	318	3	Ramiro Flores	3	3	3	3	Edgar Elvira	1/21/2020
11/5/2019	Charles R. Drew University of Medicine & Science	School	All	1731 E. 120th St	Los Angeles	90059	11/5/2019	Shamika Ossey	2	MLK	604	6	Helen Obih	65	N/A	65	65	Bonnie Dao	1/9/2020
11/6/2019	Saves Homeless Connect	Health Fair	Homeless	1002 East Ave. Q-12	Palmdale	93550	11/7/2019	Rogelio Cruz	5	AV	107	1	Mariah Araiza	16	8	16	16	Michelle Chan	1/13/2020
11/6/2019	Tarzana Treatment Center	Outreach	Homeless, Immune Compromised Adults	18646 Oxnard Ave	Tarzana	93534	11/6/2019	Olivia Manzo	5	PA	216	2	Alvart Markarian	42	N/A	42	42	Imelda Castro	1/21/2020
11/6/2019	Weingart Center Association	Other	Homeless, Immune Compromised Adults	566 S. San Pedro	Los Angeles	90013	11/8/2019	Adarsh Almavez	1	CE	422	4	Adarsh Almavez	18	1	18	18	Grace Kim	1/17/2020
11/6/2019	Veterans Memorial Building	Senior Center	All	4117 Overlnd Ave	Culver City CA	90230	11/6/2019	Helen Obih	2	SM	505	5	Helen Obih	70	2	70	70	Imelda Castro	1/7/2020
11/6/2019	Paramount Community Center	Senior Center	Seniors	14400 Paramount Blvd	Paramount	90723	11/6/2019	Shamika Ossey	4	MLK	610	6	Helen Obih	31	N/A	31	31	Imelda Castro	12/19/2019
11/6/2019	MLK Jr. Campus Farmers' Market	Outreach	All	1620 E. 120th St	Los Angeles	90059	11/6/2019	Erika Goff	2	MLK	611	6	Helen Obih	33	N/A	33	33	Bryant Dao	1/21/2020

2019-2020 Flu Vaccination Fax/Email Log for Service Planning Areas 1-8 (8/22/19)
 (2019-2020 Influenza Campaign Data Entry Completion Logs sent to the attention of Leila Family)
 [(new*) = site not on original outreach list]

Clinic Session Date	Site Name	Venue	Target Population	Address	City	ZIP	Fax/Email Receipt Date	Name of Person Faxing Log	Sup Dist	Health Center	Site Number	SPA	Person Making Drop off	No. of Flu Vaccinations (cover sheet)	No. of Hep A Vaccinations	No. of Forms Received by Data Entry Tech	No. of Forms Entered by Data Entry Tech	Data Entry Tech Assigned	Data Entry Completion Date
11/7/2019	LA Care Family Resource Center (Palmdale)	Community Center	All	2072 East Palmdale Blvd.	Palmdale	93550	11/12/2019	Ana Garcia	5	AV	108	1	Mariah Araiza	43	N/A	43	43	Imelda Castro	1/15/2020
11/7/2019	Langley Senior Center	Senior Center	Children, Seniors, Immune Compromised Adults	400 W Emerson Ave	Monterey Park	91754	11/9/2019	Jean Mitchell	1	MO	311	3	Ramiro Flores	63	N/A	63	63	Jessica Chen	1/18/2020
11/7/2019	NELA (Cypress Park)*	Outreach	Homeless	2630 Pepper Ave	Los Angeles	90065	11/7/2019	Melany Manalo	1	CE	421	4	Melany Manalo	27	12	27	27	Imelda Castro	1/22/2020
11/7/2019	LA Care Family Resource Center (Lynwood)	Other	All	3200 E. Imperial Hwy	Lynwood	90262	11/7/2019	Shamika Ossey	2	MLK	612	6	Helen Obih	47	N/A	47	47	Imelda Castro	1/13/2020
11/7/2019	Norwalk Senior Center	Senior Center	Seniors	14040 San Antonio Dr	Norwalk	90650	11/7/2019	Lynn Nottingham	4	WH	714	7	Rodel Rutaquio	65	N/A	65	65	Michelle Chan	1/14/2020
11/8/2019	MacArthur Park*	Outreach	Homeless	2230 W. 6th St	Los Angeles	90057	11/8/2019	Maria Jimenez	1	CE	432	4	Maria Jimenez	3	N/A	3	3	Bryant Dao	1/21/2020
11/9/2019	Duarte Library	Library	Children, Seniors, Immune Compromised Adults	1301 Buena Vista St. Blvd	Duarte	91010	11/9/2019	Eileen James	1	MO	312	3	Ramiro Flores	157	N/A	157	157	Imelda Castro	1/13/2020
11/9/2019	Julian Dixon Library	Library	All	4975 Overland Ave	Culver City CA	90230	11/9/2019	Jane Geluz	2	SM	506	5	Helen Obih	199	N/A	199	199	Imelda Castro	12/26/2019
11/9/2019	Willowbrook Library	Library	All	11737 Wilmington Ave	Los Angeles	90059	11/9/2019	Deanna Bressler Montgomery	2	MLK	613	6	Helen Obih	37	15	37	37	Grace Kim	1/15/2020
11/9/2019	Downey First Christian Church	Church	Homeless	10909 New St	Downey	90241	11/9/2019	Rodel Rutaquio	4	WH	715	7	Rodel Rutaquio	24	N/A	24	24	Imelda Castro	1/15/2020
11/10/2019	St. Emydus Catholic Church	Church	All	10900 California Ave	Lynwood	90262	11/10/2019	Dorothy Obera	2	MLK	614	6	Helen Obih	302	N/A	303	303	Imelda Castro	1/16/2020
11/10/2019	Holy Cross Catholic Church	Church	All	104 W. 47th St	Los Angeles	90037	11/10/2019	Deanna Bressler Montgomery	2	MLK	615	6	Helen Obih	87	N/A	87	87	Grace Kim	1/16/2020
11/11/2019	Expo Veterans Event*	Outreach	All	3900 S. Figueroa St.	Los Angeles	90007	11/11/2019	Deanna Bressler Montgomery	2	MLK	623	6	Helen Obih	39	N/A	39	39	Michelle Chan	1/15/2020
11/12/2019	Acton Library	Library	All	33792 Crown Valley Rd.	Acton	93510	11/12/2019	Maria Estrada	5	AV	105	1	Mariah Araiza	46	N/A	46	46	Imelda Castro	1/9/2020
11/12/2019	Our Lady Holy Rosary	Church	All	7800 Vineland Ave.	Sun Valley	91352	11/13/2019	Ayda Keshishian	3	PA	217	2	Alvart Markarian	49	N/A	49	49	Suri Mijares	1/15/2020
11/12/2019	Claude Hudson	Health Fair	All	2726 Grand Ave.	Los Angeles	90007	11/12/2019	Shamika Ossey	1	MLK	624	6	Shamika Ossey	35	N/A	35	35	Imelda Castro	1/22/2020
11/13/2019	LAHSA Street Outreaches	Other	Homeless	11300 Bradley Ave.	Pacoima	91331	11/13/2019	Joysworth Eytayo	3	PA	218	2	Alvart Markarian	4	N/A	4	4	Imelda Castro	12/31/2019
11/13/2019	Rosemead Library	Library	Children, Seniors, Immune Compromised Adults	8800 Valley Blvd	Rosemead	91770	11/13/2019	Maria Poon	1	MO	313	3	Ramiro Flores	197	N/A	197	197	Bryant Dao	1/15/2020
11/13/2019	Pico Union Library	Library	All	1030 S. Alvarado St.	Los Angeles	90006	11/13/2019	Marilou Dimayuga	1	CE	423	4	Marilou Dimayuga	30	10	30	30	Imelda Castro	1/13/2020
11/13/2019	Sorensen Library	Library	All	6934 Broadway Ave	Whittier	90606	11/13/2019	Teresa Gallegos	4	WH	716	7	Rodel Rutaquio	119	N/A	119	119	Grace Kim	1/13/2020
11/14/2019	Bridge to Home	Shelter	Homeless	23031 Drayton St.	Santa Clarita	91321	11/14/2019	Lourdes Gonzalez	3	PA	220	2	Alvart Markarian	11	N/A	11	11	Grace Kim	1/17/2020
11/14/2019	LA Family Housing*	Other	Homeless	7843 Lankershim Blvd	North Hollywood	91605	11/18/2019	Maria Cruley	3	PA	224	2	Alvart Markarian	34	N/A	34	34	Suri Mijares	1/17/2020
11/14/2019	Central Ave. Farmers' Market	Outreach	All	4301 S. Central Ave	Los Angeles	90011	11/22/2019	Sharon Sylvers	2	MLK	616	6	Shamika Ossey	29	N/A	29	29	Michelle Chan	1/15/2020
11/14/2019	Douglas F. Dollarhide Community Center	Community Center	All	301 N. Tamarind Avenue	Compton	90220	11/14/2019	Shamika Ossey	2	MLK	627	6	Shamika Ossey	19	N/A	19	19	Suri Mijares	1/15/2020
11/15/2019	Glendale Homeless Connect Day	Other	Homeless	201 E Colorado St	Glendale	91205	11/15/2019	Shameeka Correia-Fill	5	PA	221	2	Alvart Markarian	11	N/A	11	11	Imelda Castro	1/21/2020
11/15/2019	Care Harbor-LA (1)	Other	All	1933 S. Broadway	Los Angeles	90007	11/16/2019	Shamika Ossey	2	MLK	605	6	Shamika Ossey	37	N/A	38	38	Imelda Castro	1/9/2020
11/15/2019	PATH Homeless Encampments*	Outreach	Homeless	multiple locations	Downey/Lakewood	90241	11/15/2019	Rodel Rutaquio	4	WH	729	7	Rodel Rutaquio	18	13	18	18	Suri Mijares	1/16/2020
11/15/2019	Redondo Beach Aviation Gymnasium	Community Center	All	1935 Manhattan Beach Blvd	Redondo Beach	90278	11/15/2019	Nguyet Nguyen	2	CT/TO	809	8	Roberto Luna	36	N/A	36	36	Imelda Castro	12/31/2019
11/16/2019	Care Harbor-LA (2)	Other	All	1933 S. Broadway	Los Angeles	90007	11/16/2019	Deanna Bressler Montgomery	2	MLK	606	6	Shamika Ossey	71	N/A	71	71	Imelda Castro	1/13/2020
11/16/2019	Bell Community Center*	Health Fair	All	6250 Pine Ave	Bell	90201	11/16/2019	Rodel Rutaquio	1	WH	727	7	Rodel Rutaquio	32	N/A	32	32	Grace Kim	1/13/2020
11/17/2019	Inland Christian Church	Church	All	1101 Glen Ave	Pomona	91768	11/17/2019	Ramona Lucas	1	PO	314	3	Ramiro Flores	275	N/A	275	275	Michelle Chan	1/21/2020
11/17/2019	Care Harbor-LA (3)	Other	All	1933 S. Broadway	Los Angeles	90007	11/17/2019	Deanna Bressler Montgomery	2	MLK	607	6	Shamika Ossey	91	N/A	91	91	Grace Kim	1/14/2020
11/17/2019	Our Lady of Victory	Church	All	600 E. Palmer St	Compton	90221	11/17/2019	Shamika Ossey	2	MLK	617	6	Shamika Ossey	155	N/A	155	155	Bryant Dao	1/14/2020
11/18/2019	Lancaster Library	Library	Homeless	601 W. Lancaster Blvd.	Lancaster	93534	11/19/2019	Mariah Araiza	5	AV	109	1	Mariah Araiza	8	5	8	8	Michelle Chan	1/21/2020
11/18/2019	First Congregational Church of Los Angeles	Church	All	5405 Commonwealth Ave	Los Angeles	90020	11/20/2019	Nara Hur	2	HW	433	4	Sharon Cacayan	36	N/A	36	36	Imelda Castro	12/31/2019
11/18/2019	Norwalk Library	Library	Homeless	12350 Imperial Hwy	Norwalk	90650	11/18/2019	Rodel Rutaquio	4	WH	717	7	Rodel Rutaquio	4	N/A	4	4	Imelda Castro	1/9/2020

2019-2020 Flu Vaccination Fax/Email Log for Service Planning Areas 1-8 (8/22/19)
 (2019-2020 Influenza Campaign Data Entry Completion Logs sent to the attention of Leila Family)
 [(new*) = site not on original outreach list]

Clinic Session Date	Site Name	Venue	Target Population	Address	City	ZIP	Fax/Email Receipt Date	Name of Person Faxing Log	Sup Dist	Health Center	Site Number	SPA	Person Making Drop off	No. of Flu Vaccinations (cover sheet)	No. of Hep A Vaccinations	No. of Forms Received by Data Entry Tech	No. of Forms Entered by Data Entry Tech	Data Entry Tech Assigned	Data Entry Completion Date
11/19/2019	Exposition Park Library	Library	Homeless, Immune Compromised Adults	3900 S. Western Ave	Los Angeles	90062	11/27/2019	Shamika Ossey	2	MLK	618	6	Shamika Ossey	3	N/A	3	3	Caleb Portales	1/16/2020
11/20/2019	St. Joseph Homeless Service Center	Outreach	Homeless	404 Lincoln Blvd	Venice	90291	11/20/2019	Helen Obih	3	SM	509	5	Roberto Luna	9	10	9	9	Caleb Portales	1/16/2020
11/20/2019	Pathways to Home*	Shelter	Homeless	3804 Broadway Pl	Los Angeles	90037	11/20/2019	Jiten Panyda	2	MLK	625	6	Shamika Ossey	9	N/A	9	9	Grace Kim	1/14/2020
11/20/2019	East Los Angeles Library	Library	All	4837 E 3rd St	Los Angeles	90022	11/20/2019	Lori Ko	4	WH	718	7	Rodel Rutaquio	42	N/A	42	42	Imelda Castro	1/14/2020
11/21/2019	CDCR-PACT*	Health Fair	Homeless, Immune Compromised Adults	43645 Pioneer Ct	Lancaster	93535	11/21/2019	Maria Estrada	5	AV	114	1	Mariah Araiza	2	2	2	2	Suri Mijares	1/16/2020
11/21/2019	Hope for Home*	Shelter	Homeless	1400 E. Mission Blvd.	Pomona	91766	11/21/2019	Joylyn Jones Wint	1	PO	320	3	Ramiro Flores	6	5	6	6	Imelda Castro	1/14/2020
11/21/2019	East Los Angeles Library	Library	Homeless	4837 E 3rd St	Los Angeles	90022	11/21/2019	Rodel Rutaquio	1	WH	719	7	Rodel Rutaquio	7	N/A	7	7	Bryant Dao	1/21/2020
11/21/2019	Journey South Bay Church*	Church	Homeless	2761 W 190th Street	Redondo Beach	90278	11/21/2019	Roberto Luna	4	CT/TO	814	8	Roberto Luna	4	N/A	4	4	Imelda Castro	1/14/2020
11/22/2019	Didi Hirsch*	Outreach	All	1007 Myrtle Ave	Inglewood	90301	11/22/2019	Helen Obih	2	CT/TO	813	8	Shamika Ossey	3	N/A	3	3	Grace Kim	1/14/2020
11/23/2019	Heart of Compassion*	Other	Homeless	600 S Maple Ave	Montebello	90640	11/25/2019	Maria Perez	1	WH	726	7	Rodel Rutaquio	71	N/A	72	72	Imelda Castro	1/8/2020
11/23/2019	Hawthorne Library	Library	All	12700 Grevillea Ave	Hawthorne	90250	11/23/2019	Roberto Luna	2	CT/TO	810	8	Roberto Luna	117	N/A	117	117	Grace Kim	1/14/2020
11/26/2019	Central Library*	Library	All	630 W. 5th St.	Los Angeles	90071	11/27/2019	Elena Anino-Viado	1	CE	434	4	Elena Anino-Viado	14	11	14	14	Bryant Dao	1/21/2020
11/26/2019	First to Serve, Inc*	Shelter	Homeless	11101 S Main St.	Los Angeles	90061	11/26/2019	Shamika Ossey	2	MLK	626	6	Shamika Ossey	8	5	8	8	Suri Mijares	1/16/2020
11/27/2019	LA Christian Health Care	Outreach	All	303 E. 5th St.	Los Angeles	90013	11/27/2019	Liliana Rubio	1	CE	424	4	Liliana Rubio	28	N/A	28	28	Suri Mijares	1/21/2020
11/27/2019	Westwood Presbyterian Church (Westwood Homeless Connect)	Church	Homeless	10822 Wilshire Blvd	Los Angeles	90024	11/27/2019	Christina Stenman	3	SM	510	5	Helen Obih	4	N/A	4	4	Suri Mijares	1/16/2020
11/28/2019	Westside Thanksgiving Dinner (West LA Civic Center)	Outreach	Homeless	1645 Corinth Ave	Los Angeles	90025	11/28/2019	Helen Obih	3	SM	511	5	Helen Obih	12	N/A	12	12	Caleb Portales	1/17/2020
12/3/2019	Compton Library	Library	All	240 W. Compton Blvd	Compton	90220	12/4/2019	Shamika Ossey	2	MLK	619	6	Helen Obih	30	N/A	30	30	Imelda Castro	12/31/2019
12/4/2019	Antelope Valley Partners for Health Homeless Connect	Health Fair	Homeless	44226 10th St. West Lancaster	Lancaster	93534	12/4/2019	Maria Estrada	5	AV	110	1	Mariah Araiza	12	5	12	12	Suri Mijares	1/17/2020
12/5/2019	NELA Outreach*	Outreach	Homeless	7560 N Figueroa St	Eagle Rock	90041	12/5/2019	Melany Manalo	1	CE	435	4	N/A	7	10	N/A	N/A	N/A	entered in CAIR
12/5/2019	Malibu Homeless Connect*	Outreach	Homeless	23525 Civic Center Way	Malibu	90265	12/5/2019	Helen Obih	3	SM	512	5	Helen Obih	11	14	11	11	Grace Kim	1/14/2020
12/6/2019	Lancaster Library	Library	All	601 W. Lancaster Blvd.	Lancaster	93534	12/6/2019	Mariah Araiza	5	AV	111	1	Mariah Araiza	27	N/A	27	27	Imelda Castro	1/15/2020
12/6/2019	North Valley Caring Services*	Community Center	Homeless	15453 Rayen St.	North Hills	91343	12/6/2019	Shameeka Correia-Fill	3	PA	219	2	Jeannette Garcia	31	7	31	31	Michelle Chan	1/21/2020
12/6/2019	LAC/USC Showering Project*	Outreach	Homeless	2032 Marengo St.	Los Angeles	90033	12/10/2019	Debbie Poon	1	CE	436	4	N/A	6	2	N/A	N/A	N/A	entered in CAIR?
12/7/2019	Angel City Rotary Club Fair (Jessie Owens)	Health Fair	All	7600 Graham Ave	Los Angeles	90001	12/9/2019	Deanna Bressler Montgomery	2	MLK	620	6	Shamika Ossey	23	N/A	23	23	Grace Kim	1/14/2020
12/7/2019	Gospel Mission Baptist Church	Church	All	7301 S. Avalon Blvd	Los Angeles	90003	12/7/2019	Erika Goff	2	MLK	621	6	Shamika Ossey	12	N/A	12	12	Suri Mijares	1/17/2020
12/10/2019	Hope of the Valley*	Shelter	Homeless	11076 Norris Ave	Pacoima	91331	12/10/2019	Shameeka Correia-Fill	3	PA	225	2	Jeannette Garcia	11	N/A	11	11	Imelda Castro	1/7/2020
12/10/2019	Lario Park Outreach*	Outreach	Homeless	3089 E Huntington Dr	Irwindale	91706	12/10/2019	Jie Li	1	MO	321	3	N/A	1	N/A	N/A	N/A	N/A	entered in CAIR
12/11/2019	Canoga Park Library*	Library	All	20939 Sherman Way	Canoga Park	91303	12/11/2019	Shameeka Correia-Fill	3	PA	226	2	Jeannette Garcia	25	N/A	25	25	Imelda Castro	1/6/2020
12/11/2019	112th St. School*	School	All	1265 E. 112th St.	Los Angeles	90059	12/11/2019	Shameeka Correia-Fill	2	MLK	628	6	Shamika Ossey	19	N/A	19	19	Imelda Castro	1/6/2020
12/11/2019	Redondo Beach Homeless Outreach Fair*	Outreach	Homeless	1953 Manhattan Beach Blvd	Redondo Beach	90278	12/11/2019	Roberto Luna	2	CT/TO	815	8	Roberto Luna	4	N/A	4	4	Imelda Castro	1/21/2020
12/12/2019	Christ Church of the Valley*	Church	Homeless, Immune Compromised Adults	2714 E Ave. R	Palmdale	93550	12/12/2019	Maria Estrada	5	AV	115	1	Jeannette Garcia	24	12	24	24	Imelda Castro	1/17/2020
12/13/2019	MacArthur Park*	Outreach	Homeless	2230 W. 6th St	Los Angeles	90057	12/13/2019	Sharon Cacayan	1	CE	437	4	Sharon Cacayan	10	5	10	10	Imelda Castro	1/15/2020
12/13/2019	Rosewood Church	Church	Homeless	10115 Rose St	Bellflower	90706	12/14/2019	Rodel Rutaquio	4	WH	720	7	Rodel Rutaquio	21	N/A	21	21	Imelda Castro	1/17/2020
12/14/2019	Winter Wonderland*	Outreach	All	2629 Broadway Ave	Walnut Park	90255	12/14/2019	Rodel Rutaquio	1	WH	728	7	Rodel Rutaquio	19	N/A	19	19	Imelda Castro	1/17/2020
12/16/2019	Lancaster Library	Library	Homeless, Immune Compromised Adults	601 W. Lancaster Blvd.	Lancaster	93534	12/16/2017	Maria Lieberman	5	AV	112	1	Jeannette Garcia	10	N/A	10	10	Caleb Portales	1/17/2020
12/16/2019	Norwalk Library	Library	Homeless	12350 Imperial Hwy	Norwalk	90650	12/16/2019	Vanessa Valenzuela	4	WH	721	7	Rodel Rutaquio	1	N/A	1	1	Caleb Portales	1/17/2020
12/17/2019	St. Dorothy Church*	Winter Shelter	Homeless	241 S. Valley Center Dr.	Glendora	91740	12/18/2019	Ha Pham	5	MO	322	3	N/A	11	7	N/A	N/A	N/A	entered in CAIR

2019-2020 Flu Vaccination Fax/Email Log for Service Planning Areas 1-8 (8/22/19)
 (2019-2020 Influenza Campaign Data Entry Completion Logs sent to the attention of Leila Family)
 [(new*) = site not on original outreach list]

Clinic Session Date	Site Name	Venue	Target Population	Address	City	ZIP	Fax/Email Receipt Date	Name of Person Faxing Log	Sup Dist	Health Center	Site Number	SPA	Person Making Drop off	No. of Flu Vaccinations (cover sheet)	No. of Hep A Vaccinations	No. of Forms Received by Data Entry Tech	No. of Forms Entered by Data Entry Tech	Data Entry Tech Assigned	Data Entry Completion Date
12/17/2019	Central Library	Library	All	630 W. 5th St.	Los Angeles	90071	12/17/2019	Lorena Ayala	1	CE	438	4	Lorena Ayala	8	3	8	8	Grace Kim	1/14/2020
12/17/2019	Kingdom Causes*	Outreach	Homeless	Downey and Norwalk Homeless Encampments	Downey	90242	12/17/2019	Rodel Rutaquio	4	WH	730	7	Rodel Rutaquio	4	6	4	4	Imelda Castro	1/15/2020
12/18/2019	East Los Angeles Library	Library	Homeless	4837 E 3rd St	Los Angeles	90022	12/18/2019	Rodel Rutaquio	1	WH	722	7	Rodel Rutaquio	6	N/A	6	6	Imelda Castro	1/6/2020
12/19/2019	CDCR-PACT*	Health Fair	Homeless, Immune Compromised Adults	43645 Pioneer Court	Lancaster	93535	12/19/2019	Maria Estrada	5	AV	116	1	Jeannette Garcia	11	N/A	11	11	Grace Kim	1/14/2020
12/19/2019	Hope for Home*	Homeless Shelter	Homeless	1400 E Mission St	Pomona	91767	12/19/2019	Evelyn Ocampo	1	PO	323	3	N/A	1	1	N/A	N/A	N/A	entered in CAIR
12/20/2019	Whittier Liberty Plaza*	Outreach	Homeless	14181 Telegraph Rd.	Whittier	90604	12/24/2019	Rodel Rutaquio	4	WH	731	7	Rodel Rutaquio	2	N/A	2	2	Bryant Dao	1/21/2020
12/20/2019	Didi Hirsch*	Outreach	All	1007 Myrtle Ave	Inglewood	90301	12/20/2019	Mila Mulgeta	2	CT/TO	816	8	Roberto Luna	3	N/A	3	3	Bryant Dao	1/21/2020
12/21/2019	Hacienda Heights Community Center	Community Center	All	1234 Valencia Ave.	Hacienda Heights	91745	12/21/2019	Joylyn Jones Wint	4	PO	324	3	Ramiro Flores	35	N/A	35	35	Imelda Castro	1/14/2020
12/23/2019	Bassett Park Homeless Breakfast*	Winter Shelter	Homeless	510 Vineland Ave.	La Puente	91746	12/23/2019	Ramiro Flores	1	PO	325	3	Ramiro Flores	5	N/A	5	5	Imelda Castro	1/14/2020
12/27/2019	MacArthur Park*	Outreach	Homeless	2230 W. 6th St	Los Angeles	90057	12/27/2019	Maria Jimenez	1	CE	440	4	Sharon Cacayan	8	N/A	8	8	Imelda Castro	2/18/2020
12/31/2019	Bassett Park*	Winter Shelter	Homeless	510 Vineland Ave.	La Puente	91746	12/31/2019	Debra Parada	1	PO	327	3	Ramiro Flores	4	N/A	4	4	Imelda Castro	1/22/2020
1/8/2020	Commerce Homeless Encampments (Helpline Youth Counseling)*	Outreach	Homeless	various locations	City of Commerce	90022	1/10/2020	Heidi Lopez	1	WH	733	7	Rodel Rutaquio	4	N/A	4	4	Edgar Elvira	1/22/2020
1/9/2020	NELA Outreach*	Outreach	Homeless	3501 Valley Blvd	Los Angeles	90031	1/9/2020	Heidi Lee	1	CE	439	4	Heidi Lee	12	N/A	12	12	Imelda Castro	1/22/2020
1/10/2020	MacArthur Park*	Outreach	Homeless	2230 W. 6th St	Los Angeles	90057	1/10/2020	Maria Jimenez	1	CE	445	4	Sharon Cacayan	3	N/A	3	3	Imelda Castro	2/18/2020
1/15/2020	Ascencia Homeless Service Agency*	Outreach	Homeless	1851 Tyburn St.	Glendale	91204	1/15/2020	Shameeka Correia-Fill	5	PA	227	2	Shameeka Correia-Fill	1	N/A	1	1	Bryant Dao	1/23/2020
1/15/2020	East Los Angeles Library (The Source)	Library	Homeless	4837 E 3rd St	Los Angeles	90022	1/16/2020	Rodel Rutaquio	1	WH	734	7	Rodel Rutaquio	2	N/A	2	2	Edgar Elvira	1/22/2020
1/15/2020	First United Methodist Church (San Pedro)*	Church	Homeless	500 W. 6th St.	San Pedro	90731	1/16/2020	Roberto Luna	4	CT/TO	817	8	Roberto Luna	4	N/A	4	4	Imelda Castro	2/18/2020
1/16/2020	Las Palmas Park (SPA 2 Homeless Connect)	Outreach	Homeless	505 S. Huntington St.	San Fernando	91340	1/16/2020	Shameeka Correia-Fill	3	PA	228	2	Shameeka Correia-Fill	4	N/A	4	4	Bryant Dao	1/23/2020
1/16/2020	Parnell Park (PATH)*	Outreach	Homeless	15390 Lambert Rd.	Whittier	90604	1/16/2020	Rodel Rutaquio	1	WH	735	7	Rodel Rutaquio	4	N/A	4	4	Edgar Elvira	1/22/2020
1/18/2020	Bartlett Center	Health Fair	Homeless, Immune Compromised Adults	101 11th St.	San Pedro	90731	1/18/2020	Roberto Luna	4	CT/TO	819	8	Roberto Luna	18	N/A	18	18	Imelda Castro	2/7/2020
1/22/2020	St. John Vianney Catholic Church	Winter Shelter	Homeless	1345 Turnbull Canyon Rd	Hacienda Heights	91745	1/22/2020	Ramona Lucas	4	PO	329	3	N/A	2	3	N/A	N/A	N/A	entered in CAIR
1/23/2020	Hope for Home*	Homeless Shelter	Homeless	1400 E Mission St	Pomona	91767	1/23/2020	Kelly Ivie	1	PO	333	3	N/A	5	5	N/A	N/A	N/A	entered in CAIR
1/24/2020	MacArthur Park*	Outreach	Homeless	2230 W. 6th St	Los Angeles	90057	1/24/2020	Adarsh Almavez	1	CE	441	4	Adarsh Almavez	9	N/A	9	9	Imelda Castro	2/7/2020
1/25/2020	Lennox Health Fair*	Health Fair	All	4919 W. 109 St	Inglewood	90304	1/25/2020	Roberto Luna	2	CT/TO	818	8	Roberto Luna	45	N/A	45	45	Imelda Castro	2/11/2020
1/27/2020	Norwalk Library*	Library	Homeless	12350 Imperial Hwy	Norwalk	90650	1/31/2020	Rodel Rutaquio	4	WH	736	7	Rodel Rutaquio	7	N/A	7	7	Imelda Castro	2/13/2020
1/28/2020	Central Library	Library	All	630 W. 5th St.	Los Angeles	90071	1/28/2020	Lorena Ayala	1	CE	442	4	Lorena Ayala	11	12	11	11	Imelda Castro	2/18/2020
1/30/2020	PATH Homeless Encampments (Alameda Corridor)*	Outreach	Homeless	Alameda Corridor and Riverbed	South Gate, East LA, Huntington Park	N/A	1/31/2020	Rodel Rutaquio	1	WH	737	7	Rodel Rutaquio	9	9	9	9	Imelda Castro	2/12/2020
1/31/2020	Didi Hirsch	Outreach	All	1007 Myrtle Ave	Inglewood	90301	1/31/2020	Marie Gambon	2	CT/TO	820	8	Roberto Luna	3	N/A	3	3	Imelda Castro	2/18/2020
2/4/2020	Lario Park	Outreach	Homeless	3089 E Huntington Dr	Irwindale	91706	2/4/2020	Marlene Kwok-Pun	1	MO	334	3	N/A	6	N/A	N/A	N/A	N/A	entered in CAIR
2/4/2020	Way Out Ministries	Church	Homeless	22427 Norwalk Blvd	Hawalian Gardens	90716	2/7/2020	Rodel Rutaquio	4	WH	738	7	Rodel Rutaquio	13	5	13	13	Imelda Castro	2/12/2020
2/5/2020	Holy Name of Mary*	Winter Shelter	Homeless	724 E. Bonita Ave	San Dimas	91773	2/10/2020	Ana Manriquez	5	PO	330	3	Ramiro Flores	5	6	5	5	Jason Bostrom	4/8/2020
2/5/2020	Salvation Army	Outreach	Homeless	820 Lomita Blvd	Harbor City	90710	2/5/2020	Marie Gambon	4	CT/TO	821	8	Roberto Luna	17	N/A	18	18	Imelda Castro	2/18/2020
2/6/2020	NELA Outreach (Homeless Connect Days)	Outreach	Homeless	6152 N. Figueroa St.	Los Angeles	90049	2/6/2020	Lorena Ayala	1	CE	443	4	Heidi Lee	14	13	14	14	Imelda Castro	2/12/2020
2/13/2020	Los Coyotes Creek (PATH)	Outreach	Homeless	Meyer Rd and Leffingwell Rd	Whittier	90605	2/19/2020	Rodel Rutaquio	4	WH	739	7	Anissa Acosta	18	17	18	18	Imelda Castro	3/5/2020
2/14/2020	MacArthur Park*	Outreach	Homeless	2230 W. 6th St	Los Angeles	90057	2/14/2020	Sharon Cacayan	1	CE	444	4	Sharon Cacayan	4	7	4	4	Imelda Castro	2/18/2020
2/18/2020	Kingdom Causes Bellflower	Outreach	Homeless	various locations	Whittier	90706	2/19/2020	Rodel Rutaquio	4	WH	740	7	Anissa Acosta	11	10	11	11	Imelda Castro	3/5/2020
2/19/2020	St Elizabeth Ann Seton	Winter Shelter	Homeless	1835 Larkvane Rd	Rowland Heights	91748	2/19/2020	Kelly Ivie	4	PO	331	3	Ramiro Flores	4	N/A	4	4	Jason Bostrom	4/7/2020

2019-2020 Flu Vaccination Fax/Email Log for Service Planning Areas 1-8 (8/22/19)
 (2019-2020 Influenza Campaign Data Entry Completion Logs sent to the attention of Leila Family)
 [(new*) = site not on original outreach list]

Clinic Session Date	Site Name	Venue	Target Population	Address	City	ZIP	Fax/Email Receipt Date	Name of Person Faxing Log	Sup Dist	Health Center	Site Number	SPA	Person Making Drop off	No. of Flu Vaccinations (cover sheet)	No. of Hep A Vaccinations	No. of Forms Received by Data Entry Tech	No. of Forms Entered by Data Entry Tech	Data Entry Tech Assigned	Data Entry Completion Date
2/19/2020	East Los Angeles Library (The Source)	Library	Homeless	4837 E 3rd St	Los Angeles	90022	2/20/2020	Rodel Rutaquio	1	WH	741	7	Anissa Acosta	4	N/A	4	4	Imelda Castro	3/5/2020
2/19/2020	First United Methodist Church (San Pedro)*	Church	Homeless	500 W. 6th St.	San Pedro	90731	2/19/2020	Roberto Luna	4	CT/TO	823	8	Roberto Luna	8	N/A	8	8	Jason Bostrom	3/27/2020
2/20/2020	CDCR-PACT*	Health Fair	Homeless, Immune Compromised Adults	43645 Pioneer Court	Lancaster	93535	2/21/2020	Maria Estrada	5	AV	117	1	Jeannette C	2	N/A	2	2	Jason Bostrom	3/27/2020
2/20/2020	Freedom Church (SPA 2 Homeless Connect Day)	Outreach	Homeless	9200 Owensmouth Ave.	Chatsworth	91311	2/20/2020	Shameeka Correia-Fill	5	PA	229	2	Shameeka Correia-Fill	3	N/A	3	3	Jason Bostrom	4/7/2020
2/20/2020	Helpline Youth Counseling*	Outreach	Homeless	various locations	South Gate	90280	2/20/2020	Rodel Rutaquio	1	WH	742	7	Anissa Acosta	6	7	6	6	Imelda Castro	3/5/2020
2/21/2020	LAC/USC Showering Project	Outreach	Homeless	2032 Marengo St.	Los Angeles	90033	2/27/2020	Lorenzo Fernandez	1	CE	448	4	Lorenzo Fernandez	7	N/A	7	7	Imelda Castro	3/13/2020
2/25/2020	Central Library (The Source)	Library	All	630 W. 5th St.	Los Angeles	90071	2/25/2020	Lorena Ayala	1	CE	446	4	Lorena Ayala	15	16	15	15	Jason Bostrom	4/7/2020
2/25/2020	Midtown Mini Connect Day	Outreach	Homeless	7600 Beverly Blvd.	Los Angeles	90036	2/25/2020	Lester Belo	3	HW	449	4	Lester Belo	4	N/A	4	4	Imelda Castro	3/13/2020
2/26/2020	Union Rescue Mission*	Homeless Shelter	Homeless, Immune Compromised Adults	545 S. San Pedro St.	Los Angeles	90013	2/26/2020	Sue Kim	1	CE	447	4	Sue Kim	6	7	6	6	Imelda Castro	3/13/2020
2/28/2020	MacArthur Park*	Outreach	Homeless	2230 W. 6th St	Los Angeles	90057	2/28/2020	Adarsh Almavez	1	CE	450	4	Adarsh Almavez	7	7	7	7	Imelda Castro	3/13/2020
3/3/2020	Honduran Consulate	Outreach	All	3550 Wilshire Blvd.	Los Angeles	90010	3/3/2020	Lester Belo	2	HW	451	4	Lester Belo	8	8	8	8	Jason Bostrom	3/27/2020
3/3/2020	PATH Homeless Encampments	Outreach	Homeless	10600 Firestone Blvd	Norwalk	90650	3/10/2020	Rodel Rutaquio	4	WH	743	7	Rodel Rutaquio	7	3	7	7	Jason Bostrom	3/27/2020
3/4/2020	Covina United Methodist	Winter Shelter	Homeless	437 W. San Bernardino Rd.	Covina	91723	3/4/2020	Carmen Ulloa-Huicochea	5	PO	332	3	N/A	4	6	N/A	N/A	N/A	entered in CAIR
3/4/2020	West Hollywood Homeless Connect	Outreach	Homeless	647 San Vicente Blvd	West Hollywood	90069	3/4/2020	Chris Elorde	2	HW	452	4	Chris Elorde	5	2	5	5	Jason Bostrom	3/27/2020
3/4/2020	Didi Hirsch	Outreach	All	1007 Myrtle Ave	Inglewood	90301	3/9/2020	Mila Mulugeta	4	CT/TO	822	8	Roberto Luna	5	N/A	5	5	Jason Bostrom	3/27/2020
3/5/2020	NELA (Cypress Park)*	Outreach	Homeless	2630 Pepper Ave	Los Angeles	90065	3/5/2020	Lorena Ayala	1	CE	453	4	Lorena Ayala	11	20	11	11	Jason Bostrom	3/27/2020
TOTAL														12,118	551	12,073	12,073		

Cover Sheet for CHS Flu Outreach Clinics, 2019-2020

Return this Cover Sheet to the Office of Health Assessment & Epidemiology
within 3 BUSINESS DAYS after each outreach ends

Email to, lfamily@ph.lacounty.gov and cc grkim@ph.lacounty.gov
FAX to (213) 250-2594.

All outreach staff must clearly **PRINT** their own name, **PRINT** initials, and flu form initials (i.e., initials as they appear on the flu forms)

Cover Sheet Submitted by:

Date ___/___/___ First Name: _____ Last Name: _____

Phone# (___) ___-___ Email _____@ph.lacounty.gov

PLEASE PRINT NEATLY

Outreach Date:		Number of People Vaccinated:	#
Clinic Site Name:			
Clinic Site Address:			
Public Health Center Conducting Outreach:	SPA Conducting Outreach:	Health Center CAIR ID#:	
Vaccine Information* <i>(See manufacturer abbreviations below)</i>	Manufacturer:	Manufacturer:	Manufacturer:
	Lot #:	Lot #:	Lot #:
*GSK-GlaxoSmithKline, SEQ-Seirus, AV-AstraZeneca			

	PLEASE PRINT NAME and <u>TITLE</u> (Example: Susan R. Smith, RN)	Check if you served in any of the following roles at this outreach clinic	Printed Initials (Ex: SRS)	Flu Form Initials (Ex: SRS)
1.		<input type="checkbox"/> Vaccinator <input type="checkbox"/> Screener <input type="checkbox"/> Volunteer		
2.		<input type="checkbox"/> Vaccinator <input type="checkbox"/> Screener <input type="checkbox"/> Volunteer		
3.		<input type="checkbox"/> Vaccinator <input type="checkbox"/> Screener <input type="checkbox"/> Volunteer		
4.		<input type="checkbox"/> Vaccinator <input type="checkbox"/> Screener <input type="checkbox"/> Volunteer		
5.		<input type="checkbox"/> Vaccinator <input type="checkbox"/> Screener <input type="checkbox"/> Volunteer		
6.		<input type="checkbox"/> Vaccinator <input type="checkbox"/> Screener <input type="checkbox"/> Volunteer		
7.		<input type="checkbox"/> Vaccinator <input type="checkbox"/> Screener <input type="checkbox"/> Volunteer		
8.		<input type="checkbox"/> Vaccinator <input type="checkbox"/> Screener <input type="checkbox"/> Volunteer		
9.		<input type="checkbox"/> Vaccinator <input type="checkbox"/> Screener <input type="checkbox"/> Volunteer		
10.		<input type="checkbox"/> Vaccinator <input type="checkbox"/> Screener <input type="checkbox"/> Volunteer		
11.		<input type="checkbox"/> Vaccinator <input type="checkbox"/> Screener <input type="checkbox"/> Volunteer		
12.		<input type="checkbox"/> Vaccinator <input type="checkbox"/> Screener <input type="checkbox"/> Volunteer		

	PLEASE PRINT NAME and <u>TITLE</u> (Example: Susan R. Smith, RN)	Check if you served in any of the following roles at this outreach clinic	Printed Initials (Ex: SRS)	Flu Form Initials (Ex: <i>SRS</i>)
13.		<input type="checkbox"/> Vaccinator <input type="checkbox"/> Screener <input type="checkbox"/> Volunteer		
14.		<input type="checkbox"/> Vaccinator <input type="checkbox"/> Screener <input type="checkbox"/> Volunteer		
15.		<input type="checkbox"/> Vaccinator <input type="checkbox"/> Screener <input type="checkbox"/> Volunteer		
16.		<input type="checkbox"/> Vaccinator <input type="checkbox"/> Screener <input type="checkbox"/> Volunteer		
17.		<input type="checkbox"/> Vaccinator <input type="checkbox"/> Screener <input type="checkbox"/> Volunteer		
18.		<input type="checkbox"/> Vaccinator <input type="checkbox"/> Screener <input type="checkbox"/> Volunteer		
19.		<input type="checkbox"/> Vaccinator <input type="checkbox"/> Screener <input type="checkbox"/> Volunteer		
20.		<input type="checkbox"/> Vaccinator <input type="checkbox"/> Screener <input type="checkbox"/> Volunteer		
21.		<input type="checkbox"/> Vaccinator <input type="checkbox"/> Screener <input type="checkbox"/> Volunteer		
22.		<input type="checkbox"/> Vaccinator <input type="checkbox"/> Screener <input type="checkbox"/> Volunteer		
23.		<input type="checkbox"/> Vaccinator <input type="checkbox"/> Screener <input type="checkbox"/> Volunteer		
24.		<input type="checkbox"/> Vaccinator <input type="checkbox"/> Screener <input type="checkbox"/> Volunteer		
25.		<input type="checkbox"/> Vaccinator <input type="checkbox"/> Screener <input type="checkbox"/> Volunteer		
26.		<input type="checkbox"/> Vaccinator <input type="checkbox"/> Screener <input type="checkbox"/> Volunteer		
27.		<input type="checkbox"/> Vaccinator <input type="checkbox"/> Screener <input type="checkbox"/> Volunteer		
28.		<input type="checkbox"/> Vaccinator <input type="checkbox"/> Screener <input type="checkbox"/> Volunteer		
29.		<input type="checkbox"/> Vaccinator <input type="checkbox"/> Screener <input type="checkbox"/> Volunteer		
30.		<input type="checkbox"/> Vaccinator <input type="checkbox"/> Screener <input type="checkbox"/> Volunteer		
31.		<input type="checkbox"/> Vaccinator <input type="checkbox"/> Screener <input type="checkbox"/> Volunteer		
32.		<input type="checkbox"/> Vaccinator <input type="checkbox"/> Screener <input type="checkbox"/> Volunteer		
33.		<input type="checkbox"/> Vaccinator <input type="checkbox"/> Screener <input type="checkbox"/> Volunteer		
34.		<input type="checkbox"/> Vaccinator <input type="checkbox"/> Screener <input type="checkbox"/> Volunteer		
35.		<input type="checkbox"/> Vaccinator <input type="checkbox"/> Screener <input type="checkbox"/> Volunteer		
36.		<input type="checkbox"/> Vaccinator <input type="checkbox"/> Screener <input type="checkbox"/> Volunteer		
37.		<input type="checkbox"/> Vaccinator <input type="checkbox"/> Screener <input type="checkbox"/> Volunteer		
38.		<input type="checkbox"/> Vaccinator <input type="checkbox"/> Screener <input type="checkbox"/> Volunteer		
39.		<input type="checkbox"/> Vaccinator <input type="checkbox"/> Screener <input type="checkbox"/> Volunteer		
40.		<input type="checkbox"/> Vaccinator <input type="checkbox"/> Screener <input type="checkbox"/> Volunteer		

2019-2020 CHS Influenza Form Procedures

Purpose: To have a procedure in place to ensure that the influenza (flu) consent forms and cover sheets, are accurately completed, and promptly transported to the Office of Health Assessment and Epidemiology (OHAE) for data entry purposes. Outreach clinics are defined as any flu clinic conducted outside of the Department of Public Health (DPH) in-house immunization clinic.

Influenza Outreach Forms

The following forms shall be provided to patients receiving an influenza vaccination:

- Vaccine Information Sheet
- 2019-2020 Influenza Consent Form

During the outreach

- The nurse in-charge of the outreach clinic must review and complete the CHS Influenza Coversheet. Indicate if each participant is a vaccinator or screener.
- Each person participating in the outreach should sign his/her own name and initials on the Coversheet.
 - Initials should be signed the same was as they are signed on the *Flu Vaccination Form 2019-2020*.
- All flu doses administered at outreach clinics conducted by CHS staff will utilize the *Flu Vaccination Form 2019 -2020*.
- Screeners must review each vaccination form to ensure the following fields are complete, accurate, and legible:
 - Last Name
 - First Name
 - Date of Birth
 - Zip Code
 - Phone Number
 - Gender
 - Mother's First Name
 - Race/ethnicity
 - Pregnancy Status
 - Manufacturer
 - Lot Number
 - Site of Administration
 - Staff Initials
 - Date of Administration
 - Insurance Coverage

Checklist to Prepare Forms for Data Entry

After the outreach:

- The nurse in-charge must review and complete the Cover Sheet for CHS Flu Outreach Clinics, 2019-2020 and attach to the vaccination consent forms. All of the information on the cover sheet must be completed.
- Check to make sure all of the names and initials of the screeners and vaccinators are listed on the Cover Sheet for CHS Flu Outreach Clinics, 2019-2020.
- Sort the “2019-2020 Flu Vaccination Consent Forms” by the vaccinator’s initials. For example, all forms signed by Susan R. Smith with the initials SRS should be paper clipped together.
- Review the vaccination forms for completeness. Correct forms missing the following information:
 - Type of vaccine
 - Lot numbers should match those listed on the cover sheet
 - Date vaccine administered

CHS Flu Outreach Cover Sheets

After the outreach clinic:

- Within 3 business days of the flu outreach, the flu coordinator (or designee) shall fax or email the CHS Flu Outreach Cover Sheets to the OHAE. Faxed forms should be sent to:
213-250-2594. Forms sent via email should be sent to the attention of Leila Family, Epi Analyst at: lfamily@ph.lacounty.gov or Grace Kim, Epi Analyst at: Grkim@ph.lacounty.gov.
- The flu coordinator (or designee) shall ensure all consent forms are properly batched with the CHS Flu Outreach cover sheet on top and delivered to the OHAE on the Monday following the outreach. Forms should be delivered to:
 - Office of Health Assessment and Epidemiology
313 N. Figueroa St. Room #127
Los Angeles, CA 90012
***Sign in with Jason Bostrom.**

- Once all forms are entered, the OHAE will send all batched forms to CHS Administration, to the attention of Angela Austin, CHS Flu Coordinator.
- The CHS Flu Coordinator will work with the Area Nurse Managers to ensure that these batched forms are returned to the appropriate health center.

Codebook for Flu Vaccination 2019-2020

Created 08.22.19

Community Health Services/Epidemiology Unit

Pos	Variable Name	Variable Label	Type	Coded Values	Data Entry Guidelines
1	sdist	Supervisorial District of the Outreach	Numeric	1 = Supervisorial District 1 2 = Supervisorial District 2 3 = Supervisorial District 3 4 = Supervisorial District 4 5 = Supervisorial District 5	N/A
2	spa	SPA by Health Center that is managing the Outreach	Numeric	1 = SPA 1 2 = SPA 2 3 = SPA 3 4 = SPA 4 5 = SPA 5 6 = SPA 6 7 = SPA 7 8 = SPA 8	N/A
3	center	Health Center managing the Outreach	Character	AV = Antelope Valley CE = Central CT = Curtis Tucker PA = Pacoima HW = Hollywood Wilshire MLK = Center for Public Health (MLK) MO = Monrovia PO = Pomona SM = Simms Mann Burke WH = Whittier	N/A
4	outside	Site Number of the Outreach	Numeric	101=Lancaster Library 102=Alpine Elementary School 103=Antelope Valley Resource Fair Poncitlan Square 104=Tarzana Treatment Center 105=Acton Library 106=St. Mary's Church 107=Saves Homeless Connect 108=LA Care Family Resource Center 109=Lancaster Library 110=Antelope Valley Partners for Health Homeless Connect 111=Lancaster Library (1) 112=Lancaster Library (2) 113 = CA Department of Corrections and Rehab (PACT)* 114 = The PACT (CDCR)* (11/21/19) 115 = Christ Church of the Valley* 116 = CDCR-PACT* (12/19/19) 117 = CDCR-PACT* (2/20/20) 118 = CDCR-PACT* (3/26/20)	

Pos	Variable Name	Variable Label	Type	Coded Values	Data Entry Guidelines
				201=West San Fernando Valley Homeless Connect Day (1) (Prince of Peace Church)	
				202=La Crescenta Library	
				203=Nury Martinez Van Nuys Health Fair	
				204=Pacoima Library	
				205=North Hollywood Library	
				206=Val Verde Park	
				207=San Fernando Library	
				208=Santa Clarita Canyon Country Community Center	
				209=Canoga Park Library	
				210=Thai Health Festival	
				211=Santa Clarita Newhall Community Center	
				212=Park Parthenia	
				213=Vaughn Next Century Learning	
				214=Glendale Health Festival (1)	
				215=Glendale Health Festival (1)	
				216=Tarzana Treatment Center	
				217=Our Lady Holy Rosary	
				218=LAHSA Street Outreaches	
				219=North Valley Caring Center*	
				220=Bridge to Home	
				221=West San Fernando Valley Homeless Connect Day (2)	
				222 = Saddleridge Fire (Northridge Rec Center)*	
				223 = Saddleridge Fire (Sylmar Rec Center)*	
				224 = LA Family Housing*	
				225 = Hope of the Valley*	
				226 = Canoga Park Library*	
				227 = Ascencia Homeless Outreach*	
				228 = Las Palmas Park*	
				229 = Freedom Church (Homeless Connect Day)*	
				301=Alexander Hughes Center	
				302=First Chinese Baptist Church	
				303=Esther Snyder Community Center	
				304=Covina Senior Center	
				305=West Covina Library	
				306=St Elizabeth Seton Church	
				307=City of La Verne Community Center	
				308=First Evangelical Church	
				309=St Martha Catholic Church	
				310=Walnut Senior Center	
				311=Langley Senior Center	
				312=Duarte Library	
				313=Rosemead Library	
				314=Inland Christian Church	
				315 = Community Meeting and Resource Fair*	
				316 = Lario Park Outreach*	

Pos	Variable Name	Variable Label	Type	Coded Values	Data Entry Guidelines
				317 = Hope for Home*	
				318 = Lario Park* (2)	
				319 = Whittier Narrows*	
				320 = Hope for Home*	
				321 = Lario Park*	
				322 = St. Dorothy Church*	
				323 = Hope for Home*	
				324 = Hacienda Heights Community Center*	
				325 = Bassett Park Homeless Breakfast*	
				326 = Whittier Narrows*	
				327 = Bassett Park*	
				328 = Glenkirk Church*	
				329 = St. John Vianney Church*	
				330 = Holy Name of Mary Church*	
				331 = St Elizabeth Ann Seton*	
				332 = Covina Unitted Methodist*	
				333 = Hope for Home	
				334 = Lario Park	
				401=Oriental Mission Church	
				402=Arroyo Vista	
				403=Korean American Federation	
				404=Chinatown Senior Center	
				405=West Hollywood Library	
				406=St. Gregory Nazianzen	
				407=Glory Church	
				408=Downtown Women's Center	
				409=James M. Wood Community Center	
				410=Blessed Sacrament	
				411=Will and Ariel Durant Library	
				412=Midnight Mission	
				413=Capitol Drugs	
				414=Oscar Romero Clinic	
				415=St. Basil Catholic Church	
				416=Young Nak Church of LA	
				417=Hollywood United Methodist Church	
				418=Central Library	
				419=St. Brendan Catholic Church	
				420=La Sarang Community Church	
				421= NELA (Cypress Park)*	
				422=Weingart Center Association	
				423=Pico Union Library	
				424=LA Christian Health Care ***	
				425=Wellness Center	
				426 = Los Angeles Mission*	
				427 = Elysian Park Connect Days*	

Pos	Variable Name	Variable Label	Type	Coded Values	Data Entry Guidelines
				428 = MacArthur Park*	
				429 = LAC/USC Showering Project*	
				430 = Union Rescue Mission*	
				431 = LAC/USC Showering Project* (2)	
				432 = MacArthur Park*	
				433 = First Congregational Church of Los Angeles*	
				434 = Central Library*	
				435 = NELA Outreach*	
				436 = LAC/USC Showering Project*	
				437 = MacArthur Park* (12/13/19)	
				438 = Central Library*	
				439 = NELA Outreach*	
				440 = MacArthur Park* (12/27/19)	
				441 = MacArthur Park* (1/24/20)	
				442 = Central Library*	
				443 = NELA Outreach*	
				444 = MacArthur Park* (2/14/20)	
				445 = MacArthur Park* (1/10/20)	
				446 = Central Library*	
				447 = Union Rescue Mission*	
				448 = LAC/USC Showering Project	
				449 = Midtown Mini Connect Day	
				450 = MacArthur Park*(2/28/20)	
				501 = United Methodist Church	
				502=Malibu Library	
				503=Safe Place for Youth	
				504=Pacific Palisades Women's Club	
				505=Veterans Memorial Building	
				506=Julian Dixon Library	
				507 = Westchester Municipal Building*	
				508 = Street Medicine*	
				509 = St Joseph Homeless Service Center*	
				510 = Westwood Presbyterian Church (Westwood HC)*	
				511 = Westside Thanksgiving Dinner (West LA Civic Center)*	
				512 = Malibu Homeless Connect*	
				601=Exposition Park Library	
				602=Taste of Soul	
				603=18th Annual Community Health Fair (New Commandment	
				604=Charles R. Drew University of Medicine & Science (2)	
				605=Care Harbor-LA (1)	
				606=Care Harbor-LA (2)	
				607=Care Harbor-LA (3)	
				608=Holy Name of Jesus Church	
				609=St. Eugene Catholic Church	
				610=Paramount Community Center	

Pos	Variable Name	Variable Label	Type	Coded Values	Data Entry Guidelines
				611=MLK Jr. Campus Farmers' Market	
				612=LA Care Family Resource Center (Lynwood)	
				613=Willowbrook Library	
				614=St. Emydius Catholic Church	
				615=Holy Cross Catholic Church	
				616=Central Ave. Farmers' Market	
				617=Our Lady of Victory	
				618=Exposition Park Library	
				619=Compton Library	
				620=Angel City Rotary Club Fair	
				621=Gospel Mission Baptist Church	
				622=Charles R. Drew University of Medicine & Science* (1)	
				623 = Expo Veterans Event*	
				624 = Claude Hudson*	
				625 = Pathways to Home*	
				626 = First to Serve, Inc*	
				627 = Dollarhide Community Center*	
				628 = 112th St School*	
				701=Barbara J Riley Community and Senior Center	
				702=East Los Angeles Library (1)	
				703=Gus Velasco Neighborhood Center	
				704=Holy Family Catholic Church	
				705=Norwalk Library (1)	
				706=Weingart Senior Center	
				707=Family Resource Center, East L.A.	
				708=Huntington Park Library	
				709=Angelo M Iacoboni Library	
				710=Clifton M. Brakensiek Library	
				711=La Mirada Activity Center	
				712=South Whittier Library	
				713=Pico Rivera Senior Center	
				714=Norwalk Senior Center	
				715=Downey First Christian Church	
				716=Sorensen Library	
				717=Norwalk Library (2)	
				718=East Los Angeles Library (2)	
				719=East Los Angeles Library (3)	
				720=Rosewood Church	
				721=Norwalk Library (3)	
				722=East Los Angeles Library	
				723 = Whittier Liberty Plaza*	
				724 = Veteran's Park*	
				725 = Interfaith Food Center*	
				726 = Heart of Compassion*	
				727 = Bell Community Center*	

Pos	Variable Name	Variable Label	Type	Coded Values	Data Entry Guidelines
				728 = Winter Wonderland*	
				729 = PATH Homeless Encampments*	
				730 = Downey and Norwalk Homeless Encampments*	
				731 = Whittier Liberty Plaza*	
				732 = Whittier Narrows*	
				733 = City of Commerce Homeless*	
				734 = East LA Library*	
				735 = Parnell Park*	
				736 = Norwalk Library*	
				737 = PATH Homeless Encampments (Alameda Corridor)*	
				738 = Way Out Ministries*	
				739 = Los Coyotes Creek*	
				740 = Kingdom Causes Bellflower*	
				741 = East LA Library*	
				742 = Helpline Youth Counseling*	
				743 = PATH Homeless Encampments*	
				801=Carson Community Center	
				802=Dominguez Park/Aquatic Center	
				803=Joslyn Center/Manhattan Beach	
				804=Lomita Library	
				805=Torrance Recreation Center	
				806=Lennox Library	
				807=Manhattan Beach Unified	
				808=Nakaoka Community Center	
				809=Redondo Beach Aviation Gymnasium	
				810=Hawthorne Library	
				811= St. Joseph Catholic Church*	
				812= Harbor City Community Job Center*	
				813 = Didi Hirsch*	
				814 = Journey South Bay Church*	
				815 = Redondo Beach Homeless Outreach Fair*	
				816 = Didi Hirsch*	
				817 = First United Methodist Church (San Pedro)*	
				818 = Lennox Health Fair*	
				819 = Bartlett Center*	
				820 = Didi Hirsch*	
				821 = Salvation Army*	
				822 = Didi Hirsch*	
				823 = First United Methodist Church (San Pedro)*	
5	id	Patient's ID form	Numeric	N/A	ID auto-generated from the access database
6	lang	Language of the form	Numeric	1 = English 2 = Spanish 3 = Chinese 4 = Korean	
7	pt_lname	Patient's last name	Character	N/A	If last name is left blank, leave blank.

Pos	Variable Name	Variable Label	Type	Coded Values	Data Entry Guidelines
8	pt_fname	Patient's first name	Character	N/A	If first name is left blank, leave blank.
9	pt_mname	Patient's middle initial	Character	N/A	If middle initial is left blank, leave blank.
10	city	Patient's city of residence	Character	N/A	If city is left blank, type missing.
11	zipcode	Patient's zip code of residence	Numeric	N/A 88888 = Homeless 99999 = Missing	If patient wrote homeless, enter '88888'; If zipcode is left blank, enter '99999'.
12	sex	Patient's gender	Numeric	1 = Male 2 = Female 9 = Missing	If gender is left blank, enter '9'.
13	birth_mom_fname	Patient's Mother's first name	Character	N/A	If mother's first name is blank, leave blank. If first and last name are written, only enter first name.
14	phone	Patient's phone number	Character	N/A	If phone number is missing, leave blank.
15	dob	Patient's date of birth	Date	MM/DD/YYYY	If date of birth is missing, leave blank. If Chinese form, convert Year, Month, Day to Month, Day, Year..
16	age	Patient's age	Numeric	999 = Missing	If age is missing, enter '999'. Field is intended for patients aged 1 year or older.
17	months	Infant age	Numeric	99 = Missing	If age is missing, enter '99'. Field is intended for patients aged less than 1 year.
18	race	Patient's race/ethnicity	Numeric	1 = Asian 2 = Black/African American 3 = Hispanic/Latino 4 = White 5 = Native Hawaiian/Pacific Islander 6 = American Indian/Alaskan Native 7 = Multi-race 8 = Other 9 = Missing	If Hispanic is selected in addition to another race, enter '3'. If two or more races are selected (and Hispanic is not one of the selections), enter '7' for multi-race. If the race field is left blank, select '9'.
19	none	Patient has no insurance	Numeric	1 = Yes 2 = No	
20	private	Patient has private insurance	Numeric	1 = Yes 2 = No	
21	medicaid	Patient has Medi-Cal/medicaid	Numeric	1 = Yes 2 = No	
22	medicare	Patient has medicare	Numeric	1 = Yes 2 = No	
23	dk	Patient does not know insurance status	Numeric	1 = Yes 2 = No	
24	other	Patient has other insurance	Numeric	1 = Yes	If patient has written in a type of insurance on the

Pos	Variable Name	Variable Label	Type	Coded Values	Data Entry Guidelines
				2 = No	consent form, enter '1'.
25	other_sp	Specify other insurance	Character	N/A	Enter the type of insurance patient wrote on the consent form, as is. If left blank, enter "unspecified".
26	insure_miss	Patient's insurance status is missing	Numeric	1 = Yes 2 = No	If all insurance status variables are left blank, choose '1'.
27	risk	Patient is pregnant or thinks they may be pregnant	Numeric	1 = Yes 2 = No 9 = Missing	If unmarked, enter '9'.
28	vac_code	Type of vaccine	Numeric	1 = Inactivated	IIV
29	manu	Manufacturer	Numeric	1 = Glaxo Smith Kline (GSK)	If unmarked, enter '1'.
30	lot_num	Lot Number	Numeric	1 = 5YE59 (GSK) 2 = 7AR35 (GSK) 3 = 3L32N (GSK) 4 = 7439F (GSK) 5 = B43C2 (GSK) 999=Missing	If lot number is left blank, enter '999'.
31	vac_dose	Dose 1 or 2	Numeric	1 = Dose 1 2 = Dose 2 9 = Missing	If unmarked, enter '9'.
32	dose	Dosage	Numeric	1 = 0.50mL	if dosage is left blank, enter '1'.
33	bsite_code	Site of injection	Numeric	1 = Left deltoid (LD) 2 = Right deltoid (RD) 3 = Left thigh (LT) 4 = Right thigh (RT) 9 = Missing	If bsite_code is left blank, enter '9'.
34	vac_date	Date administered	Date	MM/DD/YYYY	
35	inj_by	Vaccinator	Numeric	1 = Sarah Kwon (SK) 2 = Soo Jin Kim (SJK) 3 = Debbie Poon (DP) 4 = Sharon Cacayan (SC) 5 = Lorenzo Fernandez (LF) 6 = Young D. Karen Cho (YC) 7 = Joon Kang (JK) 8 = Heidi Lee (HL) 9 = Rachael Lee (RL) 10 = Nara Hur (NH) 11 = Erika Goff (EG) 12 = Helen Obih (HO) 13 = Tracy Sokolow (TS) 14 = Mary Asghaei (MA) 15 = Debra Camp (DC) 16 = Jane Geluz (JG)	If inj_by is left blank, enter '999'

Pos	Variable Name	Variable Label	Type	Coded Values	Data Entry Guidelines
				17 = Juliana Aguayo (JA)	
				18 = Ramona Lucas (RL)	
				19 = Ramiro Flores (RF)	
				20 = Marie Kelly (MK)	
				21 = Mary A Krahn (MAK)	
				22 = Barbara M Mowbray (BMM)	
				23 = Kathleen Anderson (KA)	
				24 = Carmen Ulloa Huicochea (CUH)	
				25 = Mercy Holguin (MH)	
				26 = William Ung (WU)	
				27 = Yi-Tsung Chien (YC)	
				28 = Maria Jimenez (MAJ)	
				29 = Lorena Ayala (LA)	
				30 = Gaby Nunez (GN)	
				31 = Proscovia Lubwama (PL)	
				32 = Fariba Yengejeh (FY)	
				33 = Melanie Niedjelski (MN)	
				34 = Soo Jin Kim (SK)	
				35 = Kristine Salonga Li (KS)	
				36 = Christopher Gen Elorde (CE)	
				37 = Jungae Lee (JL)	
				38 = Mary Musoke (MM)	
				39 = Gabriela Juarez (GJ)	
				40 = Olivia Manzo (OM)	
				41 = Mary Hwang (MH)	
				42 = Maelene Owera (MO)	
				43 = Shameeka Correia-Fill (SCF)	
				44 = Martha Chehadi (MC)	
				45 = Rodel Rutaquio (RR)	
				46 = Jennifer Avila (JA)	nursing student
				47 = Jamina Ortaliza (JO)	nursing student
				48 = Alison Saldana (AS)	nursing student
				49 = Emad Maadaran (EM)	nursing student
				50 = Gah-Eun Jang (GJ)	nursing student
				51 = Woo Jung Lee (WL)	nursing student
				52 = Sokhom Cazares (SC)	nursing student
				53 = Marilyn Parras (MP)	
				54 = Grady Clibourn (GC)	nursing student
				55 = Margilane Hernandez (MH)	
				56 = Beatrice Segning (BST)	
				57 = Maria Perez (MP)	
				58 = Melany Manalo (MM)	
				59 = Douglas Tam (DT)	
				60 = Samuel Tan (ST)	
				61 = Daniel Whitfield (DW)	
				62 = Michele Williams (MAW)	
				63 = Maureen T Bradley (MTB)	
				64 = Daniel Bellosillo (DB)	
				65 = Geraldine Chima (GC)	
				66 = Jie Li (JL)	
				67 = Cam Nguyen (CN)	
				68 = Ha Pham (HP)	

Pos	Variable Name	Variable Label	Type	Coded Values	Data Entry Guidelines
				69 = Monica Ai (MAI)	
				70 = Min Moon (MM)	
				71 = Jamie Wolfe (JW)	
				72 = Sylvia Salas (SS)	
				73 = Shamika Ossey (SO)	
				74 = Vanria Butler (VB)	
				75 = Dorothy Obera (DO)	
				76 = Sue Kim (SK)	
				77 = Sabrina Xie (SX)	
				78 = Amaka Chukwuma (AK)	
				79 = Roberto Luna (REL)	
				80 = Lauren Willis (LW)	
				81 = Pia Magante (PM)	
				82 = Eileen James (EJ)	
				83 = Patty Mathew (PM)	
				84 = Jean Mitchell (JM)	
				85 = Lydia Giron (LEG)	
				86 = Marlene Kwok-Pun (MKP)	
				87 = Kelly Ivie (KI)	
				88 = Irish Decubrio (ID)	nursing student
				89 = Melody Fazli (MF)	nursing student
				90 = Debbie Garcia (DG)	nursing student
				91 = Milene Andino (MA)	nursing student
				92 = Katherine Cruz (KC)	nursing student
				93 = Jazmine Chavez (JC)	nursing student
				94 = Megan Innamorato (MI)	nursing student
				95 = Caroline Horne (CH)	nursing student
				96 = Marisa Bonavidez (MB)	nursing student
				97 = Cynthia Andres (CA)	nursing student
				98 = Lanny Phung (LP)	
				99 = Brenda Quintero (BQ)	
				100 = Vanessa Valenzuela (VV)	
				101 = Karen Hendrich (KH)	
				102 = Maria Estrada (ME)	
				103 = Christina Stenman (CS)	
				104 = Ashley Griffin (AG)	
				105 = Mary Asghaei (MA)	
				106 = Debbie Schem (DS)	
				107 = Berna Leanillo (BL)	
				108 = Anh Ly (AL)	
				109 = MiHae Fishman (MF)	
				110 = Bertha Pineda (BP)	
				111 = LaVenja Johnson (LJ)	
				112 = Sharon DeRosas (SD)	
				113 = Lynn Huynh (LH)	
				114 = Teresa Gallegos (TG)	
				115 = Cyndi Chaves (CC)	
				116 = Anissa Acosta (AA)	
				117 = Laura Vargas (LV)	
				118 = Fatima Ebreo (FE)	
				119 = Christy Wu (CW)	
				120 = Virginia Martinez (VM)	

Pos	Variable Name	Variable Label	Type	Coded Values	Data Entry Guidelines
				121 = Andre Nazarians (AN)	
				122 = Evelyn S Ocampo (ESO)	
				123 = Joylyn Jones Wint (JW)	
				124 = Tori L Frozina (TLF)	
				125 = Mariah Araiza (MA)	
				126 = Rogelio Cruz (RC)	
				127 = Lourdes Gonzalez (LG)	
				128 = Jeanette Garcia (JG)	
				129 = Andrea Ramirez (AR)	
				130 = Juliet Matthew (JM)	
				131 = Shiarron Baker (SB)	
				132 = Sandra M Buenrrostro (SMB)	
				133 = Vanessa Harbour Bejarano (VHB)	
				134 = Maria Camacho (MC)	
				135 = Angela Wong (AW)	
				136 = Cynthia Ray (CR)	
				137 = Monica Gonzalez (MG)	
				138 = Martha Collins (MC)	
				139 = Christine Ortiz (CO)	
				140 = Grace Samson (GS)	
				141 = Julie Garcia (JG)	
				142 = Mei Lien Chu (MC)	
				143 = Hae K Kim (HKK)	
				144 = Hanry Orchiyan (HO)	
				145 = Minge Wang (MW)	
				146 = Liliana Rubio (LR)	
				147 = Marilou Dimayuga (MD)	
				148 = Adarsh Almalvez (AA)	
				149 = Angelina Yllan (AY)	
				150 = Victoria Victoria (VV)	
				151 = Raquel Antonio (RA)	
				152 = Rose Visoya (RV)	
				153 = Chary Salinas (CS)	
				154 = Kimberly Wong (KW)	
				155 = Olga Vega (OV)	
				156 = Mila Mulugeta (MM)	
				157 = Fortunata B Ruiz (FR)	
				158 = Ana Manriquez (AM)	
				159 = Theresa Tam (TT)	
				160 = Paula Marin (PM)	
				161 = Duong Tam (DT)	
				162 = Olunmi Levy (OL)	
				163 = Erika Yanez (EY)	
				164 = Kim Moore (KM)	
				165 = Kellee Sutherland (KS)	
				166 = Dolores Hirsch (DH)	
				167 = Aurelia Hopkins (AH)	
				168 = Amrita Johanis (AJ)	
				169 = Rhonda Williams (RW)	
				170 = Tien Nguyen (TN)	
				171 = Audrie Alegado (AA)	
				172 = Devona Do (DD)	

Pos	Variable Name	Variable Label	Type	Coded Values	Data Entry Guidelines
				173 = Ruth Trudgeon (RT)	
				174 = Meagan Martin (MM)	
				175 = Thomas Le (TL)	
				176 = Diane Choi (DC)	
				177 = Nyuget Nyugen (NN)	
				178 = Tammy Hoang (TH)	nursing student
				179 = Annie Nguyen (AN)	nursing student
				180 = Mark Allison (MA)	nursing student
				181 = Jeremy Magana (JM)	nursing student
				182 = Michael Baello (MB)	nursing student
				183 = Mitchell Gosvener (MG)	nursing student
				184 = Jonathan Hahn (JH)	nursing student
				185 = Angelica Alvarez (AA)	
				186 = Ruth Chidinma Eke (RCE)	
				187 = Mary Ndubuizu (MN)	
				188 = Gisela Barajas (GB)	
				189 = Christy Li (CL)	
				190 = Jennie Wong (JW)	
				191 = Angie Lin (AL)	
				192 = Ana Garcia (AG)	
				193 = Ovsanna Dermenjyan (OD)	
				194 = Anni Wong (AW)	
				195 = Christine Liu (LC)	
				196 = Jiz Rebekah Yang (JY)	
				197 = Kathy T Xie (XT)	
				198 = Emily Chueng (EC)	
				199 = Lita Lau (LL)	
				200 = Sandy Nicholson (SN)	
				201 = Meredith Kline (MK)	
				202 = Jason L Bowler (JLB)	
				203 = Savannah Carlson (SC)	
				204 = Mikaela Ausbon (MA)	
				205 = Josie Roybal (JR)	
				206 = Maria Cruley (MC)	
				207 = Yaolie Drammeh (YD)	nursing student
				208 = Vivian I (VI)	nursing student
				209 = Joy Osayande (JO)	nursing student
				210 = Miranda Arciaga (MA)	nursing student
				211 = Damola Bangloose (DB)	nursing student
				212 = Emmanuel Njokn (EN)	nursing student
				213 = Samantha Gonzalez (SG)	nursing student
				214 = Laurel Lu (LL)	nursing student
				215 = Julie Quezada (JQ)	nursing student
				216 = Shaleta Royster (SR)	nursing student
				217 = Lynn Nottingham (LN)	
				218 = Lester Belo (LB)	
				219 = Gloria Anigbo (GA)	
				220 = Anh Trinh (AT)	
				221 = Patricia Gonzalez (PG)	
				222 = Jesus R Murillo (JRM)	
				223 = Stephanie Burton (SB)	
				224 = Monique Brown (MB)	

Pos	Variable Name	Variable Label	Type	Coded Values	Data Entry Guidelines
				225 = Charisse Montgomery (CM)	
				226 = Deanna Bressler-Montgomery (DBM)	
				227 = Emily J Mombay (EJM)	
				228 = Ana V Garcia R (AGR)	
				229 = Brandon Jung (BJ)	
				230 = Nicole Paulson (NP)	
				231 = Joysworth Eytayo (JE)	
				232 = Jiten Panyda (JP)	
				233 = Maureen Ogbo (MO)	
				234 = Lizette Jauregui (LJ)	
				235 = Kathy Iverson (KI)	
				236 = Marie Gambon (MG)	
				237 = G Ivy Valenzuela (GIV)	
				238 = Maria Elena Anino-Viado (EV)	
				239 = Cynthia Key (CK)	
				240 = Yaling Li (YL)	
				241 = Terry Tenerelli (TT)	
				242 = Linda Kim (LYK)	
				243 = Sharon Sylvers (SS)	
				244 = Nguyet Nguyen (NN)	
				245 = Tanya Gumby (TG)	
				246 = Alicia El-Togby (AE)	
				247 = Angela Madison (AM)	
				248 = Reeza Epino (RE)	
				249 = Shannon Moody (SM)	
				250 = Magdalena Reyes (MR)	
				251 = Maribel Guzman (MG)	
				252 = Rafaeka Peralta (RP)	
				253 = Leticia Palacios (LP)	
				254 = Evangelina Sotelo (ES)	
				255 = Ada Okpoko (AO)	
				256 = Lori Ko (LK)	
				257 = Christine Martinez (CM)	
				258 = Paula Deng (PD)	
				259 = Heidi Lopez (HL)	
				260 = Veronica Caballero (VC)	
				261 = Patricia Zamudio-Ruiz (PZR)	
				262 = Lovelyn Anyanwu (LA)	
				263 = Margaret Garvin (MG)	nursing student
				264 = Anna Heye (AH)	nursing student
				265 = Emma Mascutti (EM)	nursing student
				266 = Lauren Whitcomb (LW)	nursing student
				267 = Karley Buccola (KB)	nursing student
				268 = Jeong Chu (JC)	nursing student
				269 = Kwok Hi Liu (HK)	
				270 = Karen Duh (KD)	
				271 = Patience Nkemere (PN)	
				272 = Obiageli Pually-Umeh (OPU)	
				273 = Monica Rivera (MR)	
				274 = N Chua (NC)	
				275 = Crystal Cadavid (CDC)	
				276 = Cristin Mondy (CM)	

Pos	Variable Name	Variable Label	Type	Coded Values	Data Entry Guidelines
				277 = Jennifer Santos (JS) 278 = Alonso Machuca (AM) 279 = Gabriela Lopez (GL) 999 = Missing	
36	dateent	Date form entered into Access database	Date	MM/DD/YYYY	
37	entby	Initials of person completing data entry	Character	BD2 = Bonnie Dao BD = Bryant Dao CP = Caleb Portales EE = Edgar Elvira GK = Grace Kim IC = Imelda Castro JB = Jason Bostrom JC = Jessica Chen MC = Michelle Chan MHT = Monica Huynh Tong	



Flu Vaccination Consent Form 2019 - 2020

Last Name pt_lname										First Name pt_fname										MI pt_mname	
Home Address (House Number and Street Name)										Apt Number											
City city										Zip Code zipcode					Gender sex						
Patient's Mother's First Name Only birth_mom_fname										Patient's Date of Birth (example 05/22/1982) dob					88888=homeless 99999=missing <input type="radio"/> Male 1 <input type="radio"/> Female 2 9=missing						
Area Code			Phone Number							Patient's Age age					Infant (Months) months						
Race/Ethnicity (Choose One) race			1 <input type="radio"/> Asian 2 <input type="radio"/> Black/African American 3 <input type="radio"/> Hispanic/Latino 4 <input type="radio"/> White 5 <input type="radio"/> Native Hawaiian/Pacific Islander 6 <input type="radio"/> American Indian/Alaskan Native 7 <input type="radio"/> Multi-Race 8 <input type="radio"/> Other 9=missing																		
What type of health insurance do you have? (Check all that apply) <input type="radio"/> None none <input type="radio"/> Private (ex. Anthem Blue Cross, Kaiser Permanente) private <input type="radio"/> Medi-Cal/Medicaid medical <input type="radio"/> Medicare medicare <input type="radio"/> I don't know dk <input type="radio"/> Other insurance: other_sp missing=9																					
1. Do you have a fever or are you sick today?										<input type="radio"/> Yes <input type="radio"/> No											
2. Are you pregnant or do you think you may be pregnant? risk										<input type="radio"/> Yes <input type="radio"/> No											
3. Have you had a serious reaction to flu vaccine requiring medical help?										<input type="radio"/> Yes <input type="radio"/> No											
I CONSENT TO THE VACCINATION PROVIDED										If under 18 years of age, PRINT name of parent or legal guardian											
STOP - DO NOT WRITE BELOW THIS LINE										SCREENER INITIALS											
4. Do you have a severe allergy to eggs? [If YES, See Allergy Guidelines]										<input type="radio"/> Yes <input type="radio"/> No											
5. Do you have an allergy to thimerosal?										<input type="radio"/> Yes <input type="radio"/> No											
6. Do you have any of the following conditions? [If YES, IIV indicated] Heart, Lung, Kidney or Liver Disease; Asthma; Cancer; Metabolic disease (i.e. diabetes); Blood Disorders (i.e. leukemia, lymphoma, sickle cell disease); Immune System Disorder (i.e. HIV/AIDS, steroid therapy)										<input type="radio"/> Yes <input type="radio"/> No											
7. Have you ever had Guillain-Barré Syndrome (GBS)?										<input type="radio"/> Yes <input type="radio"/> No											
Manufacturer and Lot Number vac_code										Flu Vaccine VIS (IIV) 08/15/2019											
INACTIVATED (Flu Shot - IIV)																					
Manufacturer <input type="radio"/> GSK manu					lot_num lot_num					Dose <input type="radio"/> 1 1 <input type="radio"/> 2 2 9=missing					Dose <input type="radio"/> 0.50mL dose 9=missing						
Date Administered vac_date (MM/DD/YYYY)					Site <input type="radio"/> LD 1 <input type="radio"/> RD 2 <input type="radio"/> LT 3 <input type="radio"/> RT 4 9=missing					PLEASE PRINT CLEARLY inj_by					Admin Initials:						
Language Interpreter Signature:										Nurse Instructor Signature:											
English																					

ID

Supervisorial District

2019 - 2020 Flu Vaccination Consent Form

Health Center

Language

Outreach Site

SPA

Last Name

First Name MI

City

Zipcode

Gender

Mother's Name

Date of Birth

Ag

Month

Phone

Race

What type of health insurance do you have?

None

Private

Medicaid/Medi-Cal

Medicare

Don't know

Other

Specify

Missing

Pregnant

Vaccine Type

Manufacturer

Lot Number

Vaccine Dose

Dosage (mL)

Injection Site

Date Administered

Admin Initials

Date Entered

Entered by

Please use this protocol and the codebook to guide you through entering Flu Vaccination Consent Forms into your Access Database. If you have questions about data entry, please contact Leila, Jennifer or Lisa.

Community Health Services Contacts:

Angela Austin 241 N Figueroa St. Room 306	Phone: 213-288-8519 Email: aaustin@ph.lacounty.gov
Grace Kim 313 N Figueroa St. Room 117	Phone: 213-288-8429 Email: GrKim@ph.lacounty.gov
Bryant Dao 313 N Figueroa St. Room 117	Phone: 213-288-8088 Email: BrDao@ph.lacounty.gov

Office of Health Assessment Contacts:

Lisa V. Smith 313 N Figueroa St. Room 127	Phone: 213-288-8324 (work) 323-333-2135 (cell) Email: lismith@ph.lacounty.gov
Jennifer Piron 313 N Figueroa St. Room 117	Phone: 213-288-8638 Email: jpiron@ph.lacounty.gov
Leila Family 313 N Figueroa St. Room 117	Phone: 310-251-6071 Email: lfamily@ph.lacounty.gov
Jason Bostrom 313 N Figueroa St. Room 117	Phone: 213-288-7785 Email: JBostrom@ph.lacounty.gov
Edgar Elvira 313 N Figueroa St. Room 117	Phone: 213-288-8731 Email: EElvira@ph.lacounty.gov

Receiving Your Data Entry Assignment

CHS will deliver forms to Jason Bostrom or Edgar Elvira weekly. These batches WILL BE logged in by Jason/Edgar. Jason/Edgar will verify the information on the cover sheet and Leila will record this information in the Data Entry Log. Data entry staff will receive an email stating when a new batch becomes available. Once you receive the Data Entry Completion Log from Leila, you may pick up your batch from the locked cabinet in Room 127.

Receiving Your Batch

- 1) After obtaining the batch, record the date you received the forms on the Data Entry Completion Log.
- 2) Check that the outreach date on the Cover Sheet matches the Date Administered field on the forms. Also check the lot numbers against the Cover Sheet in order to ensure that lot numbers are valid and were used on the date of the outreach. If there is a discrepancy, please email Leila, Grace, Bryant or Jennifer.

Sorting and Counting the Forms

- 1) Sort the Flu Vaccination Consent Forms by the vaccinator's initials (group all the forms with the same vaccinator together). **Please remember to number the forms in sequential order (upper right corner) in pencil** and keep the forms in the order of data entry by using paper clips/binder clips after data entry is complete so data cleaning will be more efficient. On a post-it, write the vaccinator code and the total number of forms counted for that vaccinator and attach to the first page of clipped forms.
- 2) Match the vaccinator's initials on the forms to the initials on the Cover Sheet. If the vaccinator's initials are on the form, but missing from the Cover Sheet, scan and email the flu consent form (bottom half starting from "Manufacturer and Lot Number") and the cover sheet to Leila. Leila will forward the information to Angela or a Nurse Manager and include you on the email. Do not enter the form until a response from Leila is received in addition to an updated codebook.
- 3) If there are duplicate forms/carbon copies, do not enter the duplicate. Count as one and staple the duplicate forms together. If a duplicate was entered by mistake, document the ID number of the duplicate form in the "Problems Encountered" section of the completion log, but do not delete from the database.
- 4) Count the number of Vaccination Consent Forms and record that number on the Data Entry Completion Log.
- 5) If you receive forms that are in a language other than English and require translation (i.e., Spanish, Chinese or Korean), please inform Leila. They will contact the appropriate person for translation. Please put a post-it on the edge of forms that need translations. Please enter all other forms in your batch while waiting for translation. If you do not have other forms, another batch will be assigned to you in the meantime. After translations have been received, finish your current batch and then return to the previous batch to enter translations.

The Database

The Access databases will be stored on the shared drive named **chs-epi**. A file folder with your name will house all databases assigned to you by Leila Family. You will receive a separate email with the password for the databases.

2017 - 2018 Flu Vaccination Consent Form			
ID	<input type="text" value="1"/>	Supervisorial District	<input type="text"/>
Language	<input type="text"/>	Health Center	<input type="text"/>
		Outreach Site	<input type="text"/>
		SPA	<input type="text"/>
Last Name	<input type="text"/>	First Name	<input type="text"/> MI <input type="text"/>
City	<input type="text"/>	Zipcode	<input type="text"/> Gender <input type="text"/>
Mother's Name	<input type="text"/>	Date of Birth	<input type="text"/> Age <input type="text"/> Months <input type="text" value="99"/>
Phone	<input type="text"/>	Race	<input type="text"/>
What type of health insurance do you have?			
		None	<input type="text"/> Private <input type="text"/>
Medicaid/Medi-Cal	<input type="text"/>	Medicare	<input type="text"/> Don't know <input type="text"/> Other <input type="text"/> Specify <input type="text" value="N/A"/>
Missing	<input type="text"/>		
Pregnant	<input type="text"/>		
Vaccine Type	<input type="text" value="1"/>	Manufacturer	<input type="text" value="1"/>
Lot Number	<input type="text"/>	Vaccine Dose	<input type="text"/>
		Dosage (mL)	<input type="text" value="1"/> Injection Site <input type="text"/>
		Date Administered	<input type="text"/> Admin Initials <input type="text"/>
		Date Entered	<input type="text"/> Entered by <input type="text"/>

Database screenshot

Begin Data Entry

- Double-check the name of the database, site number, and outreach date against the Cover Sheet in your batch.
- When navigating through the database, use the Tab key to quickly move between fields. All text entered will appear as uppercase.
- Enter the information as best as you can read it on the Flu Vaccination Consent Form.
- Enter exactly what is documented on the form.
- Do not fill in missing information or write on the forms in any way.
- Refer to the codebook for all additional data entry instructions.
- If you are in the middle of a batch at the end of your shift, return the forms to the cabinet and email Leila Family to let her know that you are in the process of data entry and will continue later.

What to do after a batch is entered

- 1) Complete the Data Entry Completion Log (number of forms entered, database name, and any problems encountered).
- 2) Email and scan a copy of the Data Entry Completion Log and cover sheets to Leila, Grace, and Bryant to notify them that data entry is complete. Use the name of the database as the subject line of your email AND the title of the PDF document (first page: Completion Log and second page: Cover Sheet). **Please name the scanned Data Entry Completion Log the same as the database names.**
- 3) Leila will put the scanned cover sheets and Completion Log onto the CHS-EPI shared drive.
- 4) Leila will update the Flu Master Log upon receiving the Data Entry Completion Log.
- 5) Return the forms to the cabinet.
- 6) If you are the last one leaving, please be sure to lock the cabinet drawer.

2019-2020 Flu Campaign Data Entry Completion Log

Outreach Site Name:

Outreach Site Number:

Outreach Date/Date Administered:

Number of People Vaccinated:

Data Entry Staff Name:

Date Forms Received: _____ / _____ / _____	Number of Forms Received: _____
Date Forms Returned: _____ / _____ / _____	Number of Forms Entered: _____

Database Name: _____

Problems Encountered: _____

Table 1. Influenza Vaccine Accountability (n=12,073) for 2019-2020 Influenza Outreaches by Health Center, Date Administered, Lot Number, and Doses Given by Patient's Age (Preliminary data). ^{1,2}

Health Center	Outreach Date	Lot Number	Doses Given to 6 months to 2 Years	Doses Given to 3 Years to 6 Years	Doses Given to 7 Years to 18 Years	Doses Given to 19 Years to 49 Years	Doses Given to 50 Years to 64 Years	Doses Given to 65 Years and Older	Total
Antelope Valley	10/21/2019	5YE59 (GSK)	0	0	0	10	8	1	19
	10/23/2019	5YE59 (GSK)	2	12	51	31	10	3	109
	10/24/2019	5YE59 (GSK)	0	0	0	12	5	0	17
	10/26/2019	5YE59 (GSK)	1	5	21	34	8	1	70
		7AR35 (GSK)	0	0	0	1	0	0	1
	10/30/2019	5YE59 (GSK)	0	0	0	9	6	1	16
		7439F (GSK)	2	0	0	1	0	0	3
	11/03/2019	5YE59 (GSK)	0	2	24	38	35	5	104
	11/06/2019	5YE59 (GSK)	0	0	0	8	7	1	16
	11/07/2019	5YE59 (GSK)	0	1	2	16	15	2	36
		7AR35 (GSK)	1	0	0	3	3	0	7
	11/12/2019	5YE59 (GSK)	0	0	10	15	12	9	46
	11/18/2019	5YE59 (GSK)	0	0	0	1	5	2	8
	11/21/2019	5YE59 (GSK)	0	0	0	1	1	0	2
	12/04/2019	5YE59 (GSK)	0	0	0	9	1	0	10
		7AR35 (GSK)	0	0	0	2	0	0	2
	12/06/2019	5YE59 (GSK)	0	0	1	14	9	3	27
	12/12/2019	5YE59 (GSK)	0	2	4	12	3	2	23
		7AR35 (GSK)	1	0	0	0	0	0	1
	12/16/2019	5YE59 (GSK)	0	0	0	5	5	0	10
12/19/2019	5YE59 (GSK)	0	0	0	8	0	0	8	
	7AR35 (GSK)	0	0	0	3	0	0	3	
	02/20/2020	5YE59 (GSK)	0	0	0	2	0	0	2
Central	10/13/2019	5YE59 (GSK)	0	3	31	98	92	32	256
		7AR35 (GSK)	1	1	0	2	0	0	4
	10/16/2019	5YE59 (GSK)	0	0	2	56	36	25	119
		7AR35 (GSK)	1	0	0	3	0	0	4
	10/17/2019	5YE59 (GSK)	0	0	0	5	15	17	37
		7AR35 (GSK)	0	0	5	0	1	1	7
	10/18/2019	5YE59 (GSK)	0	0	2	12	6	2	22
	10/20/2019	5YE59 (GSK)	0	8	40	146	159	39	392
		7AR35 (GSK)	6	1	0	0	0	0	7
	10/21/2019	5YE59 (GSK)	0	0	0	8	7	1	16
		7AR35 (GSK)	0	0	0	1	1	0	2
	10/22/2019	5YE59 (GSK)	0	0	0	7	30	18	55
	10/23/2019	5YE59 (GSK)	0	0	0	2	0	0	2
	10/24/2019	5YE59 (GSK)	0	0	0	10	9	0	19
	10/25/2019	5YE59 (GSK)	0	0	0	2	1	1	4
	10/26/2019	5YE59 (GSK)	0	0	2	19	16	4	41
	10/27/2019	5YE59 (GSK)	0	13	81	142	165	72	473
		7AR35 (GSK)	3	1	3	8	2	1	18
	10/29/2019	5YE59 (GSK)	0	0	2	24	13	7	46

Table 1. Influenza Vaccine Accountability (n=12,073) for 2019-2020 Influenza Outreaches by Health Center, Date Administered, Lot Number, and Doses Given by Patient's Age (Preliminary data).^{1,2}

Health Center	Outreach Date	Lot Number	Doses Given to 6 months to 2 Years	Doses Given to 3 Years to 6 Years	Doses Given to 7 Years to 18 Years	Doses Given to 19 Years to 49 Years	Doses Given to 50 Years to 64 Years	Doses Given to 65 Years and Older	Total
Central	10/30/2019	5YE59 (GSK)	0	0	0	7	5	4	16
	11/01/2019	5YE59 (GSK)	0	0	2	20	6	4	32
	11/1/2019	7AR35 (GSK)	1	0	0	0	0	0	1
	11/03/2019	5YE59 (GSK)	0	3	37	77	54	8	179
		7AR35 (GSK)	3	1	0	0	0	0	4
	11/06/2019	5YE59 (GSK)	0	0	0	8	8	2	18
	11/07/2019	5YE59 (GSK)	0	0	0	11	9	4	24
		7AR35 (GSK)	0	0	0	1	0	2	3
	11/08/2019	5YE59 (GSK)	0	0	0	2	1	0	3
	11/13/2019	5YE59 (GSK)	0	0	1	13	11	5	30
	11/26/2019	5YE59 (GSK)	0	0	1	9	4	0	14
	11/27/2019	5YE59 (GSK)	0	0	0	14	9	0	23
		7AR35 (GSK)	0	0	0	3	1	1	5
	12/13/2019	5YE59 (GSK)	0	0	0	9	1	0	10
	12/17/2019	5YE59 (GSK)	0	0	0	4	4	0	8
	12/27/2019	5YE59 (GSK)	0	0	0	7	1	0	8
	01/09/2020	5YE59 (GSK)	0	0	0	5	6	1	12
	01/10/2020	5YE59 (GSK)	0	0	0	0	3	0	3
	01/24/2020	5YE59 (GSK)	0	0	0	6	3	0	9
	01/28/2020	5YE59 (GSK)	0	0	0	5	6	0	11
	02/06/2020	5YE59 (GSK)	0	0	0	9	4	1	14
	02/14/2020	5YE59 (GSK)	0	0	0	3	1	0	4
	02/21/2020	5YE59 (GSK)	0	0	0	2	3	2	7
	02/25/2020	5YE59 (GSK)	0	0	0	8	7	0	15
	02/26/2020	5YE59 (GSK)	0	0	0	3	2	1	6
	02/28/2020	5YE59 (GSK)	0	0	0	2	3	2	7
	03/05/2020	5YE59 (GSK)	0	1	0	6	4	0	11
	Curtis Tucker/Torrance	10/21/2019	5YE59 (GSK)	0	0	0	6	8	5
		3L32N (GSK)	0	0	0	4	6	5	15
10/23/2019		5YE59 (GSK)	1	0	2	44	50	55	152
		3L32N (GSK)	0	0	0	0	1	1	2
10/24/2019		5YE59 (GSK)	0	3	10	41	34	17	105
		3L32N (GSK)	0	3	8	1	1	1	14
10/27/2019		5YE59 (GSK)	0	0	10	52	53	12	127
		3L32N (GSK)	0	0	4	1	2	1	8
10/28/2019		5YE59 (GSK)	0	0	0	45	33	25	103
		3L32N (GSK)	0	3	3	1	3	2	12
10/29/2019		5YE59 (GSK)	1	0	0	13	12	5	31
10/30/2019		5YE59 (GSK)	0	1	6	36	29	1	73
		7AR35 (GSK)	0	2	4	2	0	1	9
11/01/2019		5YE59 (GSK)	0	0	1	4	4	21	30
11/15/2019		5YE59 (GSK)	0	0	0	9	14	13	36

Table 1. Influenza Vaccine Accountability (n=12,073) for 2019-2020 Influenza Outreaches by Health Center, Date Administered, Lot Number, and Doses Given by Patient's Age (Preliminary data).^{1,2}

Health Center	Outreach Date	Lot Number	Doses Given to 6 months to 2 Years	Doses Given to 3 Years to 6 Years	Doses Given to 7 Years to 18 Years	Doses Given to 19 Years to 49 Years	Doses Given to 50 Years to 64 Years	Doses Given to 65 Years and Older	Total
Curtis Tucker/Torrance	11/21/2019	3L32N (GSK)	0	0	0	1	3	0	4
	11/22/2019	3L32N (GSK)	0	0	0	1	2	0	3
	11/23/2019	5YE59 (GSK)	1	3	17	31	17	6	75
		3L32N (GSK)	3	5	11	9	10	4	42
	12/11/2019	B43C2 (GSK)	0	0	0	3	1	0	4
	12/20/2019	B43C2 (GSK)	0	0	0	3	0	0	3
	01/15/2020	B43C2 (GSK)	0	0	0	2	2	0	4
	01/18/2020	5YE59 (GSK)	0	0	0	17	1	0	18
	01/25/2020	5YE59 (GSK)	0	0	10	25	8	2	45
	01/31/2020	B43C2 (GSK)	0	0	0	3	0	0	3
	02/05/2020	5YE59 (GSK)	0	0	0	7	10	1	18
	02/19/2020	B43C2 (GSK)	0	0	0	3	5	0	8
	03/04/2020	B43C2 (GSK)	0	0	0	5	0	0	5
Hollywood Wilshire	10/17/2019	5YE59 (GSK)	0	0	0	19	53	43	115
	10/19/2019	5YE59 (GSK)	0	12	15	92	67	21	207
		7AR35 (GSK)	2	0	0	0	0	0	2
	10/20/2019	5YE59 (GSK)	0	1	12	51	77	36	177
	10/23/2019	5YE59 (GSK)	0	0	0	22	6	2	30
	10/24/2019	5YE59 (GSK)	0	0	0	2	10	1	13
	10/26/2019	5YE59 (GSK)	0	0	0	14	10	0	24
	10/27/2019	5YE59 (GSK)	0	5	9	27	55	27	123
	10/29/2019	5YE59 (GSK)	0	0	0	6	9	7	22
		7AR35 (GSK)	0	0	0	0	0	1	1
	11/03/2019	5YE59 (GSK)	0	5	32	66	71	52	226
		7AR35 (GSK)	0	1	1	2	0	0	4
	11/18/2019	5YE59 (GSK)	0	0	0	20	14	2	36
	02/25/2020	5YE59 (GSK)	0	0	0	3	1	0	4
	03/03/2020	5YE59 (GSK)	0	0	0	3	5	0	8
	03/04/2020	5YE59 (GSK)	0	0	0	4	1	0	5
Center for Public Health (MLK)	10/15/2019	5YE59 (GSK)	0	0	1	4	7	0	12
		7AR35 (GSK)	0	0	0	1	1	1	3
	10/19/2019	5YE59 (GSK)	0	0	1	25	48	17	91
		7AR35 (GSK)	0	0	0	0	0	1	1
	10/26/2019	5YE59 (GSK)	0	1	22	44	22	2	91
		7AR35 (GSK)	1	0	0	1	0	0	2
	11/03/2019	5YE59 (GSK)	0	1	6	28	31	24	90
		7AR35 (GSK)	1	1	5	3	3	8	21
	11/05/2019	5YE59 (GSK)	0	0	1	54	5	3	63
		7AR35 (GSK)	0	0	0	1	1	0	2
11/06/2019	5YE59 (GSK)	0	0	1	15	7	3	26	
	7AR35 (GSK)	1	0	0	2	3	1	7	
11/07/2019	5YE59 (GSK)	0	1	7	16	17	3	44	

Table 1. Influenza Vaccine Accountability (n=12,073) for 2019-2020 Influenza Outreaches by Health Center, Date Administered, Lot Number, and Doses Given by Patient's Age (Preliminary data). ^{1,2}

Health Center	Outreach Date	Lot Number	Doses Given to 6 months to 2 Years	Doses Given to 3 Years to 6 Years	Doses Given to 7 Years to 18 Years	Doses Given to 19 Years to 49 Years	Doses Given to 50 Years to 64 Years	Doses Given to 65 Years and Older	Total
Center for Public Health (MLK)	11/7/2019	7AR35 (GSK)	0	0	0	0	1	2	3
	11/09/2019	5YE59 (GSK)	0	1	10	28	9	13	61
	11/10/2019	7AR35 (GSK)	1	0	0	4	1	0	6
		5YE59 (GSK)	1	1	45	134	146	51	378
	11/11/2019	7AR35 (GSK)	1	1	3	3	3	1	12
		5YE59 (GSK)	0	0	5	20	10	4	39
	11/12/2019	5YE59 (GSK)	0	0	0	18	7	3	28
	11/14/2019	7AR35 (GSK)	0	0	0	2	1	4	7
		5YE59 (GSK)	2	1	1	29	8	7	48
	11/15/2019	5YE59 (GSK)	0	0	0	16	18	4	38
	11/16/2019	5YE59 (GSK)	0	0	7	34	24	5	70
		B43C2 (GSK)	0	0	0	1	0	0	1
	11/17/2019	5YE59 (GSK)	0	3	21	111	78	25	238
		B43C2 (GSK)	0	0	1	2	5	0	8
	11/19/2019	5YE59 (GSK)	0	0	0	2	0	0	2
		B43C2 (GSK)	0	0	0	1	0	0	1
	11/20/2019	B43C2 (GSK)	0	0	0	5	3	1	9
	11/26/2019	5YE59 (GSK)	0	1	2	1	2	0	6
		B43C2 (GSK)	0	0	1	0	1	0	2
	12/03/2019	5YE59 (GSK)	1	3	7	8	5	3	27
		B43C2 (GSK)	0	0	0	2	1	0	3
	12/07/2019	5YE59 (GSK)	0	2	5	19	5	1	32
		B43C2 (GSK)	0	0	0	2	0	1	3
12/11/2019	5YE59 (GSK)	0	0	0	7	6	2	15	
	B43C2 (GSK)	0	0	0	2	1	1	4	
Monrovia	10/19/2019	5YE59 (GSK)	0	0	0	17	7	4	28
	10/21/2019	5YE59 (GSK)	0	0	0	16	22	62	100
		7AR35 (GSK)	1	0	0	1	0	0	2
	10/24/2019	5YE59 (GSK)	0	0	0	2	3	0	5
	10/29/2019	5YE59 (GSK)	0	1	0	0	3	0	4
	11/02/2019	5YE59 (GSK)	0	3	43	90	86	39	261
		7AR35 (GSK)	0	0	1	2	0	0	3
	11/05/2019	5YE59 (GSK)	0	0	0	3	0	0	3
	11/07/2019	5YE59 (GSK)	0	1	0	4	13	45	63
	11/09/2019	5YE59 (GSK)	0	7	35	62	37	11	152
		7AR35 (GSK)	4	1	0	0	0	0	5
11/13/2019	5YE59 (GSK)	2	7	23	87	51	22	192	
	7AR35 (GSK)	3	0	0	1	1	0	5	
Pacoima	10/12/2019	5YE59 (GSK)	0	0	1	7	4	7	19
	10/17/2019	5YE59 (GSK)	0	0	0	11	6	2	19
		3L32N (GSK)	0	0	0	0	2	0	2
	10/18/2019	5YE59 (GSK)	0	22	33	77	71	40	243

Table 1. Influenza Vaccine Accountability (n=12,073) for 2019-2020 Influenza Outreaches by Health Center, Date Administered, Lot Number, and Doses Given by Patient's Age (Preliminary data).^{1,2}

Health Center	Outreach Date	Lot Number	Doses Given to 6 months to 2 Years	Doses Given to 3 Years to 6 Years	Doses Given to 7 Years to 18 Years	Doses Given to 19 Years to 49 Years	Doses Given to 50 Years to 64 Years	Doses Given to 65 Years and Older	Total
Pacoima	10/18/2019	7AR35 (GSK)	0	0	2	0	1	1	4
		7439F (GSK)	4	0	4	5	1	1	15
	10/19/2019	5YE59 (GSK)	0	10	18	40	17	2	87
		7AR35 (GSK)	1	0	0	0	0	0	1
	10/22/2019	5YE59 (GSK)	0	1	5	12	4	3	25
		3L32N (GSK)	0	0	0	1	0	2	3
	10/23/2019	5YE59 (GSK)	0	9	44	106	76	18	253
		3L32N (GSK)	6	0	2	2	2	1	13
	10/24/2019	5YE59 (GSK)	0	0	5	6	4	1	16
		3L32N (GSK)	1	0	0	1	1	0	3
	10/26/2019	5YE59 (GSK)	0	1	9	37	19	10	76
	10/29/2019	5YE59 (GSK)	0	16	95	150	76	19	356
		3L32N (GSK)	1	0	2	2	0	3	8
	10/30/2019	5YE59 (GSK)	1	7	62	73	24	3	170
		3L32N (GSK)	1	0	0	0	0	0	1
	11/02/2019	5YE59 (GSK)	0	1	8	16	26	10	61
		7AR35 (GSK)	0	0	0	2	2	0	4
	11/03/2019	5YE59 (GSK)	0	3	6	19	11	10	49
		7AR35 (GSK)	2	0	0	0	0	0	2
	11/06/2019	5YE59 (GSK)	0	0	1	31	8	0	40
		3L32N (GSK)	0	0	0	2	0	0	2
	11/12/2019	5YE59 (GSK)	0	1	0	13	13	19	46
		7AR35 (GSK)	0	2	0	0	0	1	3
	11/13/2019	5YE59 (GSK)	0	0	0	3	1	0	4
	11/14/2019	5YE59 (GSK)	0	0	2	24	14	0	40
		3L32N (GSK)	0	0	0	3	2	0	5
	11/15/2019	5YE59 (GSK)	0	0	0	7	2	2	11
	12/06/2019	5YE59 (GSK)	1	1	1	14	9	3	29
		3L32N (GSK)	0	0	0	0	1	1	2
	12/10/2019	5YE59 (GSK)	0	0	0	5	4	2	11
12/11/2019	5YE59 (GSK)	0	0	0	2	0	3	5	
	3L32N (GSK)	0	1	3	10	3	3	20	
01/15/2020	7AR35 (GSK)	0	0	0	1	0	0	1	
01/16/2020	7AR35 (GSK)	0	0	0	3	1	0	4	
02/20/2020	5YE59 (GSK)	0	0	0	3	0	0	3	
Pomona	10/16/2019	5YE59 (GSK)	0	0	1	30	49	120	200
		3L32N (GSK)	2	1	2	1	1	0	7
	10/20/2019	5YE59 (GSK)	0	5	36	49	37	15	142
		3L32N (GSK)	1	0	0	0	0	0	1
	10/23/2019	5YE59 (GSK)	0	0	0	7	12	27	46
		3L32N (GSK)	0	0	0	4	0	0	4
10/26/2019	5YE59 (GSK)	0	11	47	98	74	27	257	

Table 1. Influenza Vaccine Accountability (n=12,073) for 2019-2020 Influenza Outreaches by Health Center, Date Administered, Lot Number, and Doses Given by Patient's Age (Preliminary data). ^{1,2}

Health Center	Outreach Date	Lot Number	Doses Given to 6 months to 2 Years	Doses Given to 3 Years to 6 Years	Doses Given to 7 Years to 18 Years	Doses Given to 19 Years to 49 Years	Doses Given to 50 Years to 64 Years	Doses Given to 65 Years and Older	Total
Pomona	10/26/2019	3L32N (GSK)	9	8	1	7	2	2	29
	10/27/2019	5YE59 (GSK)	0	0	18	39	37	28	122
	10/30/2019	3L32N (GSK)	1	4	3	4	2	4	18
		5YE59 (GSK)	0	1	1	16	22	37	77
	10/31/2019	3L32N (GSK)	0	0	1	1	0	1	3
		5YE59 (GSK)	0	0	0	4	2	0	6
	11/03/2019	5YE59 (GSK)	0	0	10	25	37	19	91
		3L32N (GSK)	0	1	1	6	4	1	13
	11/05/2019	5YE59 (GSK)	0	0	1	26	54	111	192
		3L32N (GSK)	1	0	1	2	1	1	6
	11/17/2019	5YE59 (GSK)	0	5	52	66	107	34	264
		3L32N (GSK)	2	5	1	1	0	0	9
	11/21/2019	5YE59 (GSK)	0	0	0	3	3	0	6
	12/21/2019	5YE59 (GSK)	0	2	10	15	5	3	35
	12/23/2019	5YE59 (GSK)	0	0	0	2	3	0	5
	12/31/2019	5YE59 (GSK)	0	0	0	2	2	0	4
02/05/2020	3L32N (GSK)	0	0	0	5	0	0	5	
02/19/2020	3L32N (GSK)	0	0	0	2	2	0	4	
Simms Mann Burke	10/16/2019	5YE59 (GSK)	0	0	0	19	16	32	67
	10/19/2019	7AR35 (GSK)	3	3	2	9	1	10	28
		5YE59 (GSK)	0	0	7	25	20	17	69
	10/22/2019	7AR35 (GSK)	2	2	13	13	8	8	46
		5YE59 (GSK)	0	0	0	5	1	0	6
	10/23/2019	7AR35 (GSK)	0	0	0	2	1	1	4
		5YE59 (GSK)	0	0	0	9	28	43	80
	10/24/2019	7AR35 (GSK)	0	0	1	2	4	15	22
		5YE59 (GSK)	0	0	0	5	3	0	8
	11/06/2019	7AR35 (GSK)	0	0	0	0	1	0	1
		5YE59 (GSK)	0	0	0	9	8	30	47
	11/09/2019	7AR35 (GSK)	0	0	0	3	3	17	23
		5YE59 (GSK)	1	3	9	78	49	25	165
	11/20/2019	7AR35 (GSK)	4	9	14	4	2	0	33
		7439F (GSK)	1	0	0	0	0	0	1
	11/27/2019	5YE59 (GSK)	0	0	0	5	1	0	6
		7AR35 (GSK)	0	0	0	0	1	2	3
	11/28/2019	5YE59 (GSK)	0	0	0	3	1	0	4
		5YE59 (GSK)	0	0	0	6	4	0	10
12/05/2019	B43C2 (GSK)	0	0	0	1	1	0	2	
	5YE59 (GSK)	0	0	0	5	5	0	10	
	B43C2 (GSK)	0	0	0	1	0	0	1	
Whittier	10/16/2019	5YE59 (GSK)	0	0	2	8	7	11	28
	10/17/2019	5YE59 (GSK)	0	4	7	20	30	14	75

Table 1. Influenza Vaccine Accountability (n=12,073) for 2019-2020 Influenza Outreaches by Health Center, Date Administered, Lot Number, and Doses Given by Patient's Age (Preliminary data).^{1,2}

Health Center	Outreach Date	Lot Number	Doses Given to 6 months to 2 Years	Doses Given to 3 Years to 6 Years	Doses Given to 7 Years to 18 Years	Doses Given to 19 Years to 49 Years	Doses Given to 50 Years to 64 Years	Doses Given to 65 Years and Older	Total	
Whittier	10/17/2019	7AR35 (GSK)	3	1	0	0	0	0	4	
	10/18/2019	5YE59 (GSK)	0	0	0	3	2	1	6	
	10/19/2019	5YE59 (GSK)	0	0	3	8	4	5	20	
	10/20/2019	5YE59 (GSK)	0	2	22	48	38	25	135	
	10/21/2019	5YE59 (GSK)	0	0	0	5	1	0	6	
	10/22/2019	5YE59 (GSK)	0	0	2	8	35	54	99	
			7AR35 (GSK)	0	0	0	0	0	1	1
	10/23/2019	5YE59 (GSK)	0	0	11	54	30	9	104	
			7AR35 (GSK)	1	0	0	1	0	0	2
	10/24/2019	5YE59 (GSK)	0	2	3	42	33	22	102	
			7AR35 (GSK)	1	0	0	1	0	0	2
	10/25/2019	5YE59 (GSK)	0	0	0	10	17	7	34	
	10/26/2019	5YE59 (GSK)	0	2	28	53	33	6	122	
			7AR35 (GSK)	0	0	0	1	0	0	1
	10/30/2019	5YE59 (GSK)	0	5	9	36	49	34	133	
			7AR35 (GSK)	2	0	0	0	0	0	2
	11/07/2019	5YE59 (GSK)	0	0	0	4	19	42	65	
	11/09/2019	5YE59 (GSK)	0	0	1	8	13	2	24	
	11/13/2019	5YE59 (GSK)	0	13	30	39	20	11	113	
			7AR35 (GSK)	4	2	0	0	0	0	6
	11/15/2019	5YE59 (GSK)	0	0	0	15	1	2	18	
	11/16/2019	5YE59 (GSK)	0	2	4	18	6	2	32	
	11/18/2019	5YE59 (GSK)	0	0	0	4	0	0	4	
	11/20/2019	5YE59 (GSK)	0	0	1	21	16	4	42	
	11/21/2019	5YE59 (GSK)	0	0	0	3	3	1	7	
	11/23/2019	5YE59 (GSK)	0	1	11	32	18	8	70	
			7AR35 (GSK)	1	0	0	1	0	0	2
	12/13/2019	5YE59 (GSK)	0	1	0	15	3	1	20	
			7AR35 (GSK)	0	0	0	1	0	0	1
	12/14/2019	5YE59 (GSK)	0	1	1	8	6	2	18	
			7AR35 (GSK)	0	1	0	0	0	0	1
	12/16/2019	5YE59 (GSK)	0	0	0	0	1	0	1	
	12/17/2019	5YE59 (GSK)	0	0	0	4	0	0	4	
	12/18/2019	5YE59 (GSK)	0	0	0	4	2	0	6	
	12/20/2019	5YE59 (GSK)	0	0	0	0	2	0	2	
	01/08/2020	5YE59 (GSK)	0	0	0	1	3	0	4	
	01/15/2020	5YE59 (GSK)	0	0	0	2	0	0	2	
	01/16/2020	5YE59 (GSK)	0	0	0	3	1	0	4	
	01/27/2020	5YE59 (GSK)	0	0	0	6	1	0	7	
	01/30/2020	5YE59 (GSK)	0	0	0	5	4	0	9	
02/04/2020	5YE59 (GSK)	0	0	0	7	5	1	13		
02/13/2020	5YE59 (GSK)	0	0	0	14	4	0	18		

Table 1. Influenza Vaccine Accountability (n=12,073) for 2019-2020 Influenza Outreaches by Health Center, Date Administered, Lot Number, and Doses Given by Patient's Age (Preliminary data). ^{1,2}

Health Center	Outreach Date	Lot Number	Doses Given to 6 months to 2 Years	Doses Given to 3 Years to 6 Years	Doses Given to 7 Years to 18 Years	Doses Given to 19 Years to 49 Years	Doses Given to 50 Years to 64 Years	Doses Given to 65 Years and Older	Total
Whittier	02/18/2020	5YE59 (GSK)	0	0	0	5	5	1	11
	02/19/2020	5YE59 (GSK)	0	0	0	0	3	1	4
	02/20/2020	5YE59 (GSK)	0	0	0	6	0	0	6
	03/03/2020	5YE59 (GSK)	0	0	0	5	1	1	7
Total			106	307	1,401	4,480	3,668	2,096	12,058
Total (%)			0.88	2.55	11.62	37.15	30.42	17.38	100

¹Data entry complete as of 4/8/2020 (n=12,073).

²Inventory table excludes 15 records with missing age.

Table 2. Influenza Vaccine Accountability (n=12,073) for 2019-2020 Influenza Outreaches by Health Center, Lot Number, and Doses Given by Patient's Age (Preliminary Data).^{1,2}

Health Center	Lot Number	Doses Given to 6 months to 2 Years	Doses Given to 3 Years to 6 Years	Doses Given to 7 Years to 18 Years	Doses Given to 19 Years to 49 Years	Doses Given to 50 Years to 64 Years	Doses Given to 65 Years and Older	Total
Antelope Valley	5YE59 (GSK)	3	22	113	225	130	30	523
	7AR35 (GSK)	2	0	0	9	3	0	14
	7439F (GSK)	2	0	0	1	0	0	3
Central	5YE59 (GSK)	0	28	201	761	704	252	1,946
	7AR35 (GSK)	15	4	8	18	5	5	55
Curtis Tucker/Torrance	5YE59 (GSK)	3	7	56	330	273	163	832
	7AR35 (GSK)	0	2	4	2	0	1	9
	3L32N (GSK)	3	11	26	18	28	14	100
	B43C2 (GSK)	0	0	0	19	8	0	27
Hollywood Wilshire	5YE59 (GSK)	0	23	68	329	379	191	990
	7AR35 (GSK)	2	1	1	2	0	1	7
Center for Public Health (MLK)	5YE59 (GSK)	4	15	142	613	455	170	1,399
	7AR35 (GSK)	5	2	8	17	14	18	64
	B43C2 (GSK)	0	0	2	15	11	3	31
Monrovia	5YE59 (GSK)	2	19	101	281	222	183	808
	7AR35 (GSK)	8	1	1	4	1	0	15
Pacoima	5YE59 (GSK)	2	72	290	656	389	154	1,563
	7AR35 (GSK)	3	2	2	6	4	2	19
	3L32N (GSK)	9	1	7	21	11	10	59
	7439F (GSK)	4	0	4	5	1	1	15
Pomona	5YE59 (GSK)	0	24	176	382	444	421	1,447
	3L32N (GSK)	16	19	10	33	12	9	99
Simms Mann Burke	5YE59 (GSK)	1	3	16	169	136	147	472
	7AR35 (GSK)	9	14	30	33	21	53	160
	7439F (GSK)	1	0	0	0	0	0	1
	B43C2 (GSK)	0	0	0	2	1	0	3
Whittier	5YE59 (GSK)	0	33	135	524	416	267	1,375
	7AR35 (GSK)	12	4	0	5	0	1	22
Total		106	307	1,401	4,480	3,668	2,096	12,058
Total (%)		0.88	2.55	11.62	37.15	30.42	17.38	100

¹Data entry complete as of 4/8/2020 (n=12,073).

²Inventory table excludes 15 records with missing age.

Table 3. Influenza Vaccine Accountability (n=12,073) for 2019-2020 Influenza Outreaches by Lot Number and Doses Given by Patient's Age (Preliminary data).^{1,2}

Lot Number	Doses Given to 6 months to 2 Years	Doses Given to 3 Years to 6 Years	Doses Given to 7 Years to 18 Years	Doses Given to 19 Years to 49 Years	Doses Given to 50 Years to 64 Years	Doses Given to 65 Years and Older	Total
5YE59 (GSK)	15	246	1,298	4,270	3,548	1,978	11,355
7AR35 (GSK)	56	30	54	96	48	81	365
3L32N (GSK)	28	31	43	72	51	33	258
7439F (GSK)	7	0	4	6	1	1	19
B43C2 (GSK)	0	0	2	36	20	3	61
Total	106	307	1,401	4,480	3,668	2,096	12,058
Total (%)	0.88	2.55	11.62	37.15	30.42	17.38	100

¹Data entry complete as of 4/8/2020 (n=12,073).

²Inventory table excludes 15 records with missing age.

7/2020